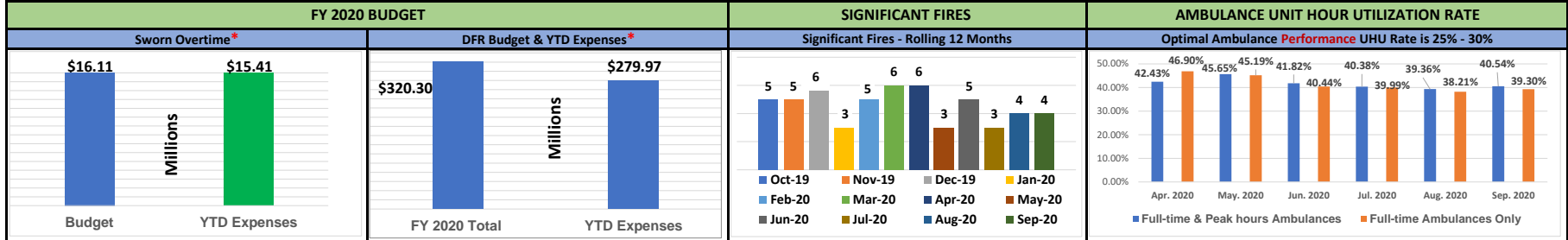
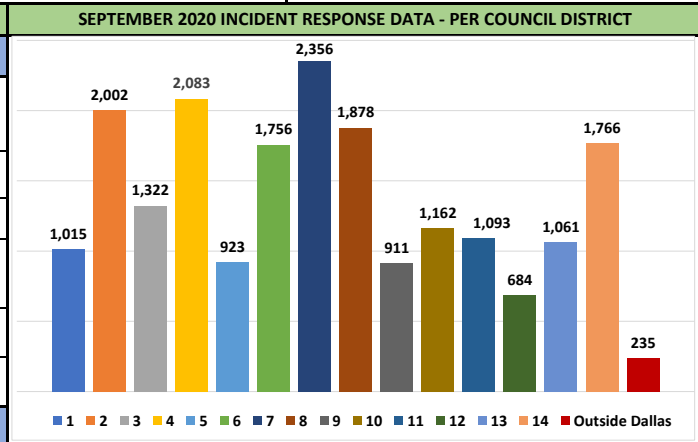


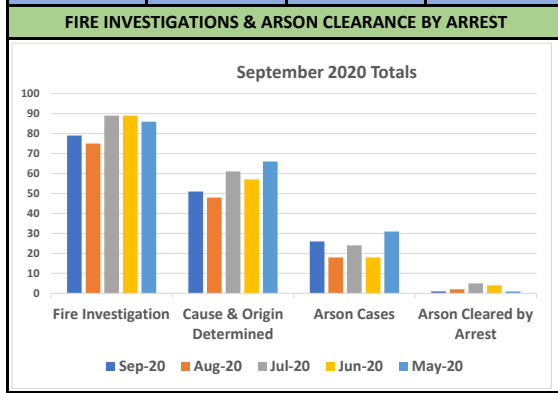
## Dallas Fire-Rescue Department Dashboard: Month Ending September 30, 2020



SWORN STAFFING AND HIRING			
Function	September 2018	September 2019	September 2020
EMS & Emergency Response and Special Ops. Admin.	1576	1674	1710
Dispatch Comms & GIS	59	61	60
Fire Prevention & Inspection	90	93	93
Training & Recruitment, HR and Wellness	157	97	64
Arson Investigation EOD	22	23	23
Aircraft Rescue Fire Fighting (ARFF)	35	35	37
<b>Total Uniform</b>	<b>1,939</b>	<b>1,983</b>	<b>1,987</b>



SEPTEMBER 2020 FIRE COMMUNICATIONS & DISPATCH			
Specialized	Fire	EMS	2020 Year to Date Calls & Dispatches
219	4,676	15,352	
1.08%	23.09%	75.82%	199,976



FIRE FATALITIES - National Benchmark is < 13				
January 1st through September 30th, 2020				
City of Dallas Fire Fatalities = TWO (2)				
CURRENT RECRUITS IN DFR ACADEMY				
Class ID	Class 355	Class 357	Class 358	Class 359
# of Trainees	5	16	19	23
Start Date	7/24/2019	11/27/2019	11/27/2019	4/15/2020
End Date	Re-test	1/29/2021	1/29/2021	3/21/2021
ERB Assigned	Re-test Pending	2/2021	2/2021	3/2021

EMERGENCY RESPONSE TIME METRICS					
Percentage of EMS Responses within Nine Minutes or Less (NFPA Standard #1710)	90.61%	Percentage of EMS Responses within Five Minutes or Less, Includes ALL DFR Apparatus (NFPA Standard #1710)	47.24%	Percentage of First Heavy Apparatus On Location of Structure Fire Dispatches within 5:20 or Less (NFPA Standard #1710)	88.97%

\* YTD-Exp – Do Not Include Encumbrances