

2020 Violent Crime Reduction Plan / Summer Crime Plan

Public Safety Committee

May 11, 2020

**Chief Renee' Hall
Dallas Police Department**



Presentation Overview

- Goals and Objectives
- April Progress Report
- COVID-19 Department Changes
- Where We Are
- Project Safe Neighborhood
- Operations/Initiatives
- Performance Metrics Updates
- Supplemental Enforcement Effort
 - Summer Crime Initiative

Goals and Objectives

Crime Reduction Goals

- 10% Reduction in murders and aggravated assaults in the Southeast, Southwest, and South-Central Divisions
- 10% Reduction in individual and business robberies in the Northeast and Southwest Divisions
- 5% Overall reduction in the violent crime category across all divisions

Objectives

- Implement a data-driven, comprehensive approach to address people, places, and behaviors impacting violent crime
- Increase clearance rates and solvability of violent crime
- Improve coordination and communications within the department and with external partners
- Optimize departmental resources using technology and improved key operational and organizational changes

April Progress Reports

- Homicides are currently down by **-5.66%**
- Robbery of business and Individual are down by **-15.41%**
- Narcotics
 - Executed 22 Search Warrants for the month of April
 - Seized 46 Guns and 25,000 grams Marijuana
- Continued community engagement with crime watch groups, community members through virtual meeting platforms.

COVID-19

- Has altered the department operationally and our response to service.
- Mandated use of online and over the phone process to make reports for lower priority calls for service.
- Distributed personal protective equipment (PPE) to departmental employees.
- 32 Officers assigned to Code, Parks and other areas to address COVID-19 related public safety concerns.
- 230 cell phones have been deployed to patrol divisions to allow for improved social distancing when responding to calls. Officers can interact with citizens via video, voice and text.

Where We Are

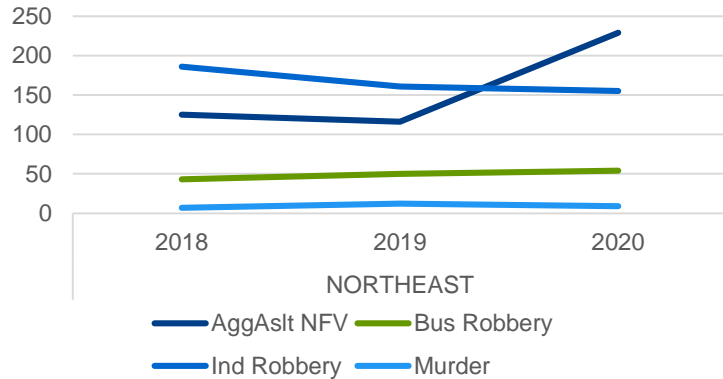
NIBRS COMPSTAT DAILY CRIME BRIEFING - Thursday, April 30, 2020

		NIBRS Compstat	YTD TY	YTD LY	Cnt Diff	% Chg
City Total	Violent Crime	AGG ASSAULT - FV	556	580	-24	-4.14%
		AGG ASSAULT - NFV	1695	1255	440	35.06%
		<i>Sub-Total ASSAULT</i>	2251	1835	416	22.67%
		MURDER & NONNEGLIGENT	50	53	-3	-5.66%
		<i>Sub-Total HOMICIDE</i>	50	53	-3	-5.66%
		ROBBERY-BUSINESS	305	334	-29	-8.68%
		ROBBERY-INDIVIDUAL	897	1087	-190	-17.48%
		<i>Sub-Total ROBBERY</i>	1202	1421	-219	-15.41%
		SEX OFFENSES	212	256	-44	-17.19%
	Sub-Total : Violent	3715	3565	150	4.21%	
	Non-Violent Crime	NIBRS Compstat	YTD TY	YTD LY	Cnt Diff	% Chg
		BURGLARY-BUSINESS	1443	1283	160	12.47%
		BURGLARY-RESIDENCE	1329	1474	-145	-9.84%
		<i>Sub-Total BURGLARY/</i>	2772	2757	15	0.54%
		BMV	4722	4905	-183	-3.73%
		OTHER THEFT	2664	2822	-158	-5.60%
		SHOPLIFTING	759	764	-5	-0.65%
		<i>Sub-Total LARCENY/ THEFT</i>	8145	8491	-346	-4.07%
		UUMV	3499	3541	-42	-1.19%
<i>Sub-Total MOTOR VEHICLE</i>		3499	3541	-42	-1.19%	
Sub-Total : Non-Violent	14416	14789	-373	-2.52%		
GRAND TOTAL	18131	18354	-223	-1.21%		

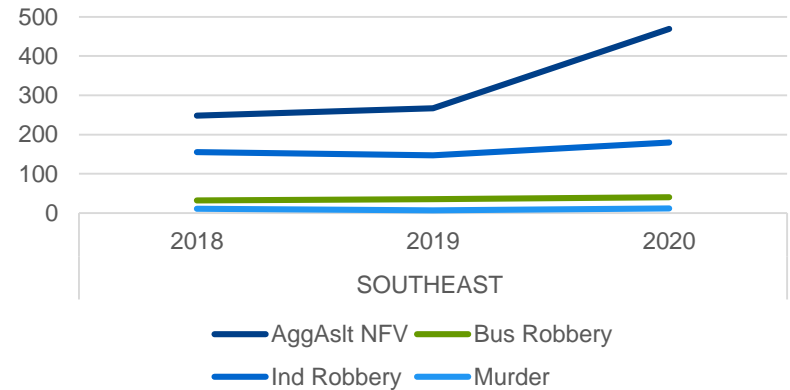


Violent Crime Targeted Divisions YTD

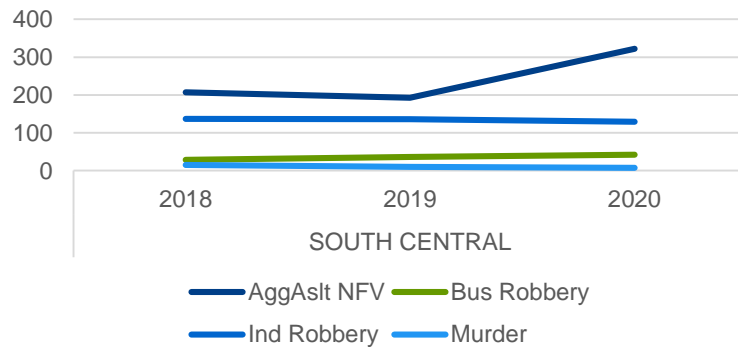
NORTHEAST DIVISION



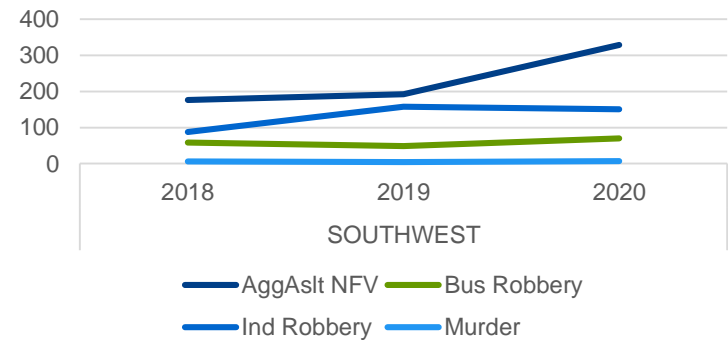
SOUTHEAST DIVISION



SOUTH CENTRAL DIVISION

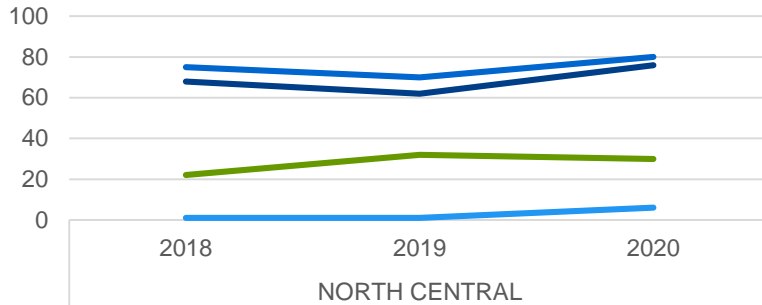


SOUTHWEST DIVISION



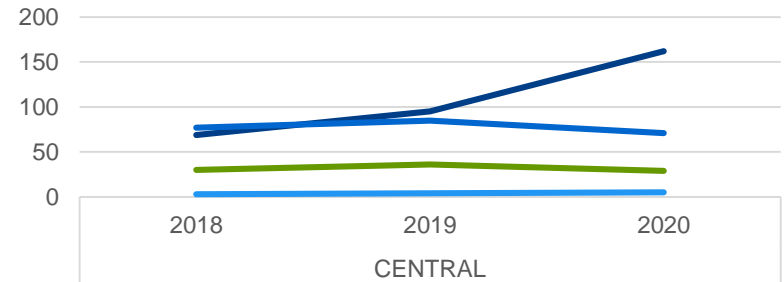
Violent Crime Other Divisions YTD

NORTH CENTRAL DIVISION



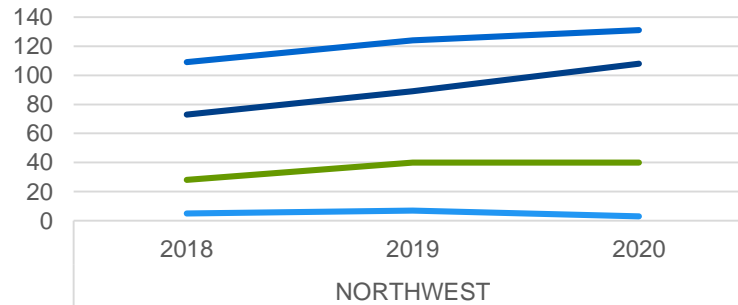
— AggAslt NFV
 — Bus Robbery
— Ind Robbery
 — Murder

CENTRAL DIVISION



— AggAslt NFV
 — Bus Robbery
— Ind Robbery
 — Murder

SOUTHWEST DIVISION



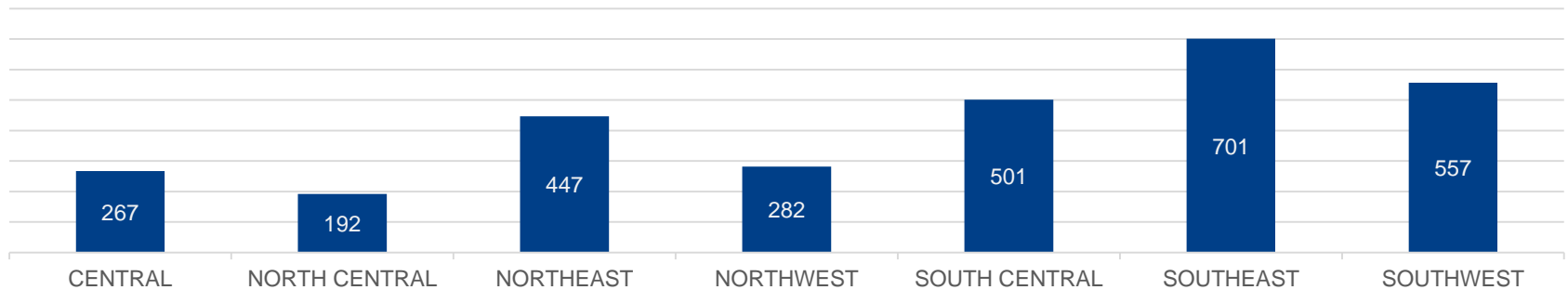
— AggAslt NFV
 — Bus Robbery
— Ind Robbery
 — Murder



YTD Violent Crime All Divisions

Offense	CENTRAL	NORTH CENTRAL	NORTHEAST	NORTHWEST	SOUTH CENTRAL	SOUTHEAST	SOUTHWEST	TOTAL
AggAslt NFV	162	76	229	108	322	469	329	1695
Bus Robbery	29	30	54	40	42	40	70	305
Ind Robbery	71	80	155	131	129	180	151	897
Murder	5	6	9	3	8	12	7	50
Total	267	192	447	282	501	701	557	2947

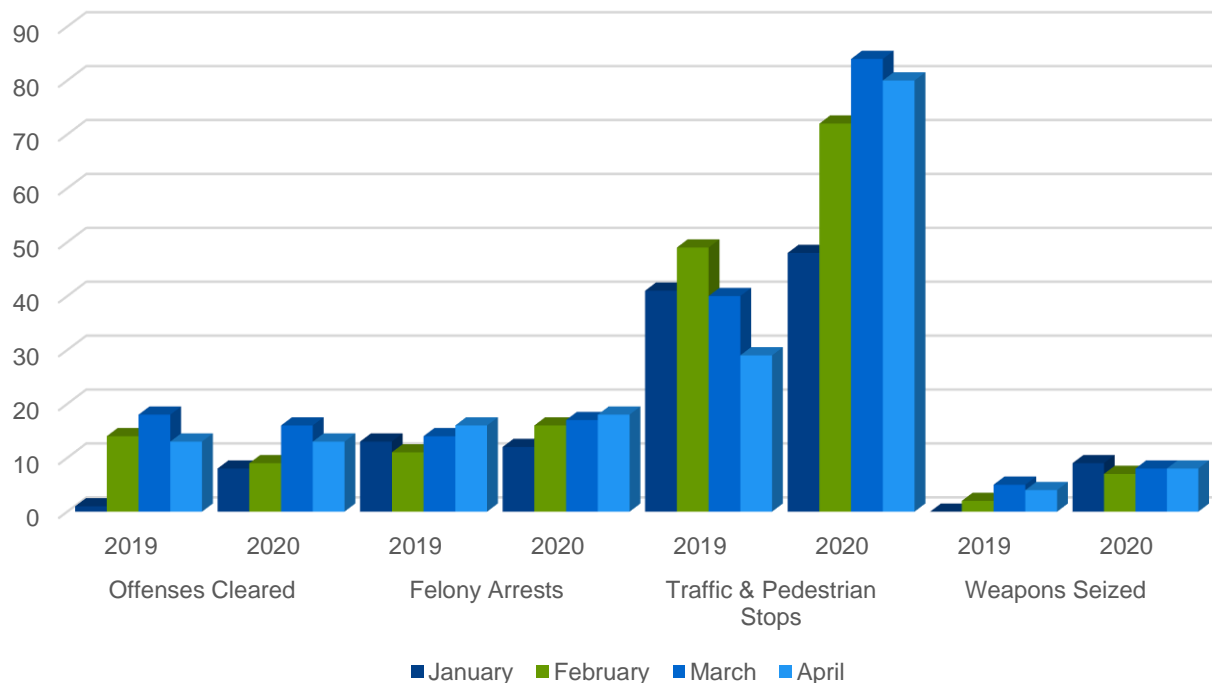
YTD Violent Crime



Project Safe Neighborhood

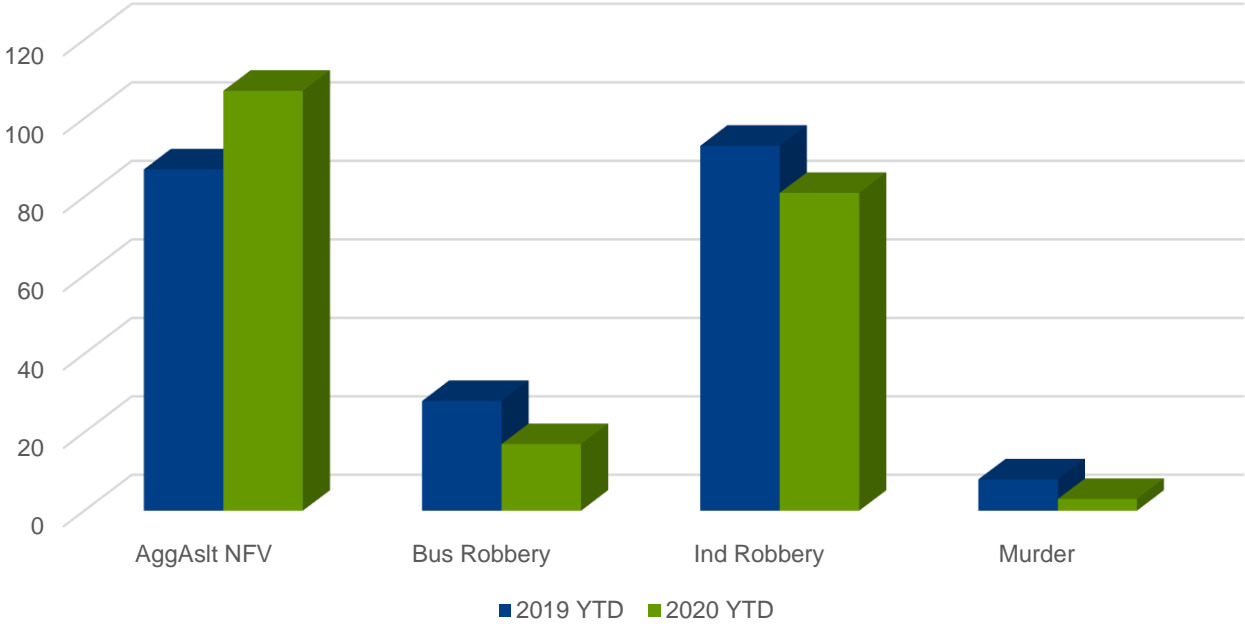
One of the objectives is to reduce gun related crimes in Northeast- Forest / Audelia and 5 points

PSN Enforcement Activity 2019 vs 2020 YTD



Project Safe Neighborhood

PSN 2020 YTD vs 2019 YTD



Operations / Initiatives

- The violent Crime Response Team is focusing on individuals wanted for violent felony offenses.
- Collaborative fugitive apprehension operations are designed to get the offender off the street, to prevent further acts of violence
- Warrant Round-Up
 - February 24-28
 - March 9-13
 - April 6-10
 - April 27 – May 1

Operations / Initiatives–Arrest & Release Data

Violent Crime Warrant Round Up					
		February 24-28	March 9-13	April 6-10	April 27 - May 1
Goal		100	75	70	80
Arrested		53	72	54	66
Apprehension Rate		53%	96%	77%	83%
Repeat Offenders		39	41	26	34
Offender Status					
1-10 Days in Jail		15	19	15	17
11-20 Days in Jail		0	3	6	2
21-30 Days in Jail		0	5	2	0
More than 30 Days		0	1	0	0
Still in Jail		34	31	20	39
Extradited		1	1	0	0
Not Available		3	12	11	8
Total		53	72	54	66
National average for a multiple day operation is 25%					
Warrant round up goal was reduced to limit officer COVID-19 exposure					



Operations / Initiatives

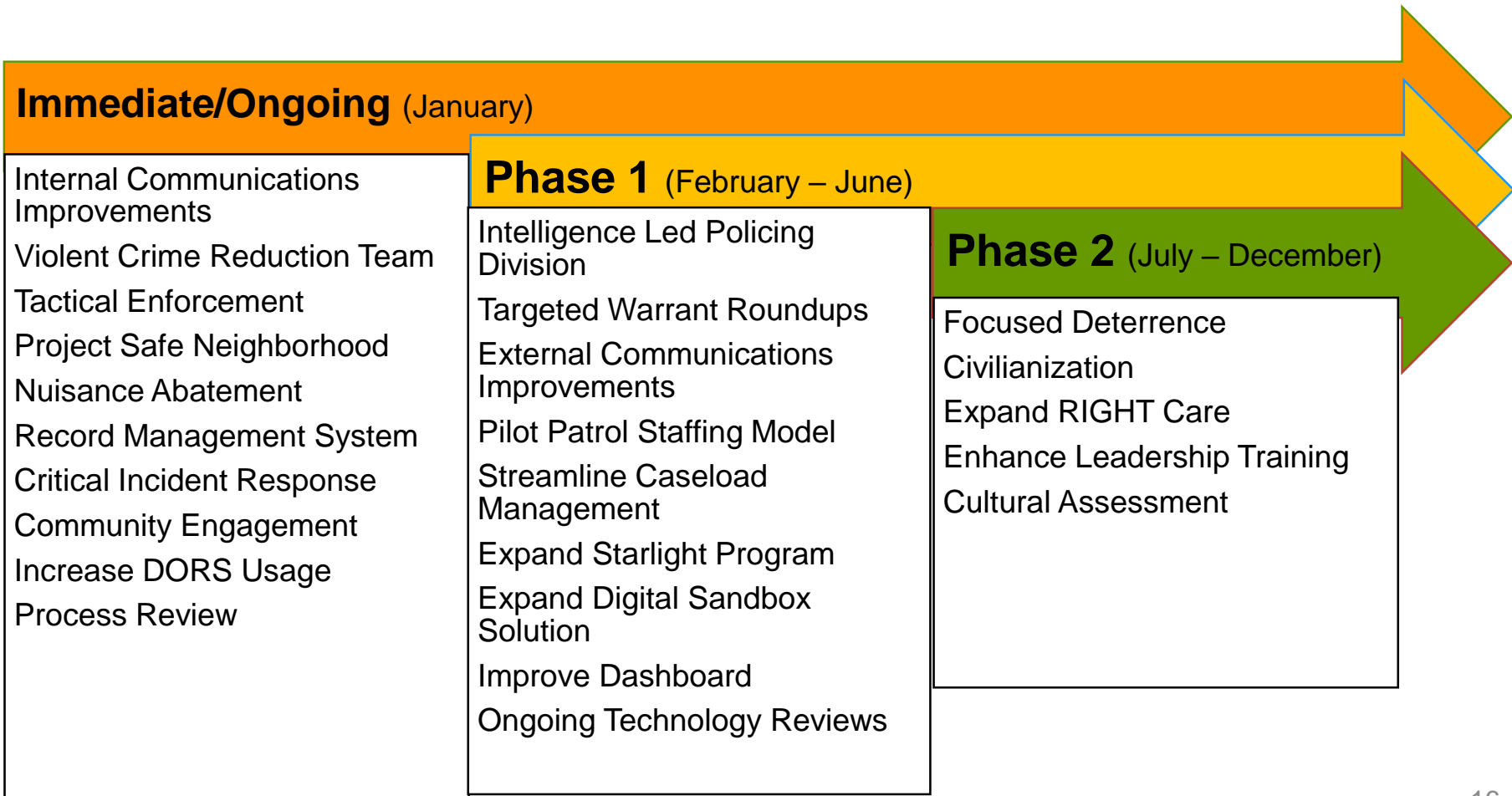
- Operation Beat / Street
 - Conducted in the Southeast Division
 - 5 Felony Arrest & 6 Misdemeanor Arrest
 - 148 Traffic Stops & 9 Pedestrian Stops
 - 1 Weapon seized
 - 11 Drugs Seized
- Operation Over / Under
 - Conducted in the Southeast Division
 - 24 Felony Arrest
 - 20 Traffic Stops & 51 Pedestrian Stops

** The above operations are also part of the Summer Crime Initiative and were implemented April 27, 2020*

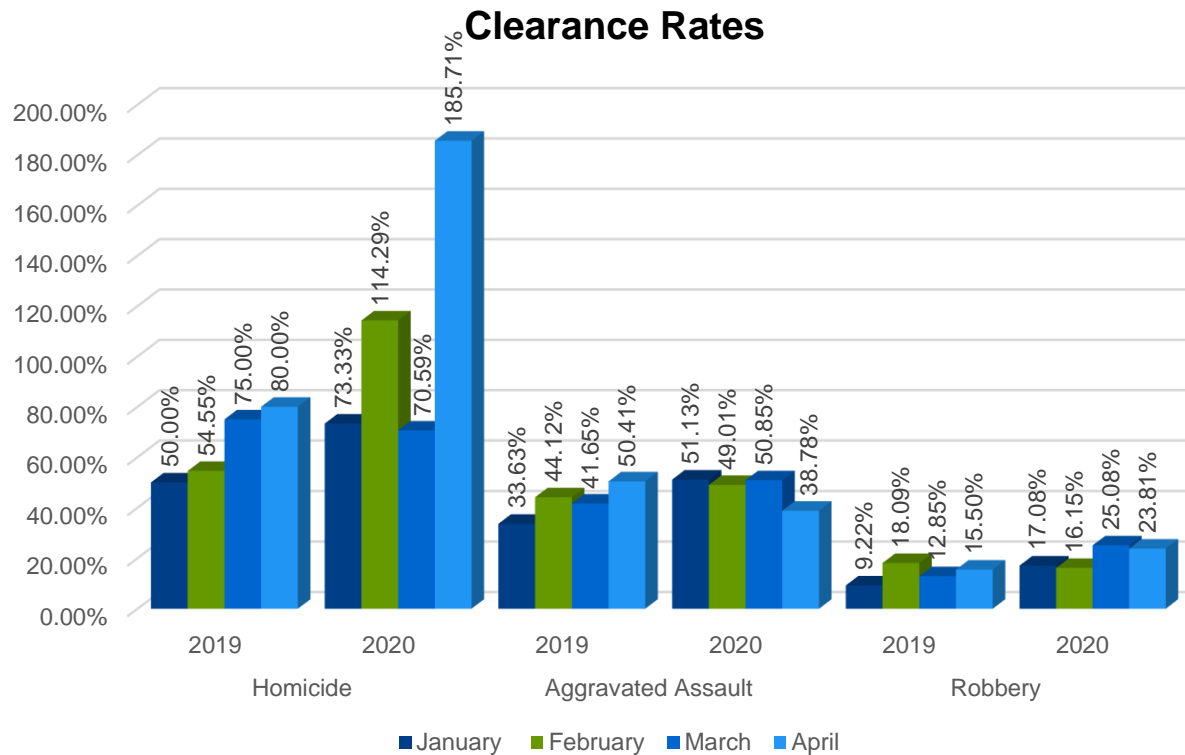
2020 Performance Metrics Update

- The 2020 Crime Plan has additional metrics that support the department as a whole and assist with overall crime reduction and efficiency
- A timeline was established to ensure we remain on target
- The following is an update on the progress of each metric

2020 Violent Crime Objective Timeline



Performance Metrics Update



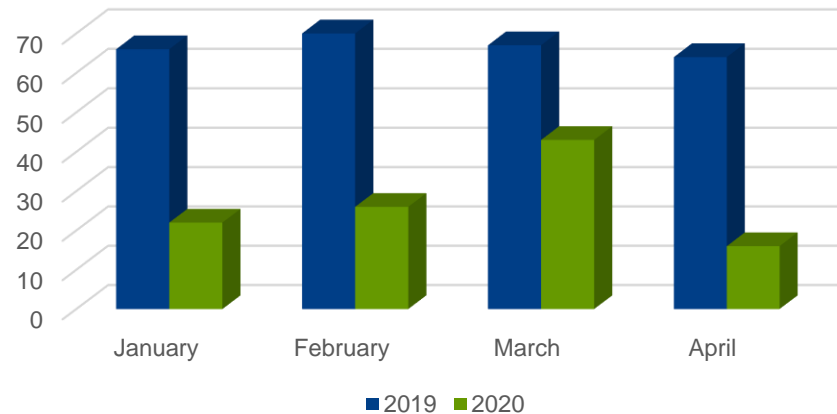
National Average Clearance Rate

- Homicide 62.8%
- Robbery 30.4 %
- Aggravated Assault 52.5%

Source: www.statista.com/statistics/194213/crime-clearance-rate-by-type-in-the-us

Performance Metrics Update

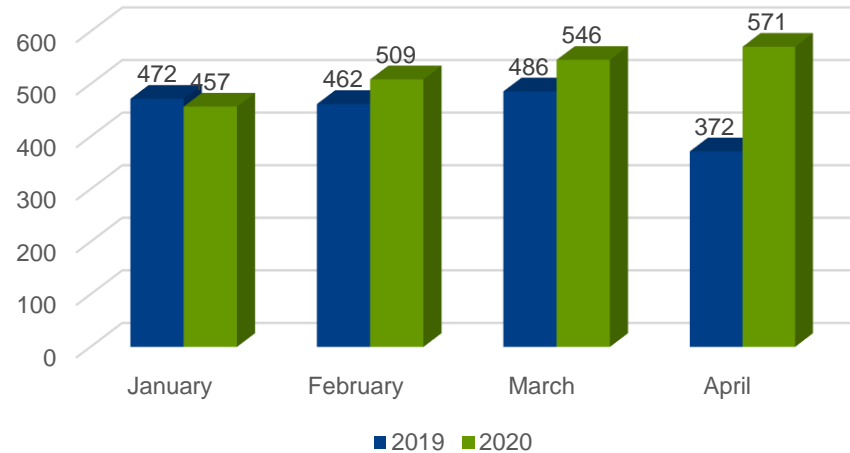
Gang Related Offenses YTD



- Gang Activity is defined as the following:
 - Gang member commits offense against another gang member
 - Gang member commits violent criminal act
- Gang detectives and enforcement officers respond to all drive-by shootings to determine if they are gang related. This rapid response and relentless follow up has allowed us to identify and apprehend more offenders

Performance Metrics Update

Narcotics Offenses



- Narcotics offenses are defined as:
 - Any incident in which illicit drugs are determined to be a direct or indirect factor of the crime
- To address the increase, the Narcotics Division has conducted 84 under cover operations and executed 22 search warrants netting 70 arrest for the month of April
- 35 % of murders, 75 % robberies, and 70 % aggravated assaults have narcotics nexus

Performance Metrics Update

- **Records Management (RMS) & Review Process**
 - Goals have been met
 - All detectives received basic RMS training
 - Continuous Review of Open/Closed cases
- **Caseload Management**
 - As a result of RMS training, we are able to audit and manage detectives case load more efficiently
 - Supervisors review the open/closed cases

Performance Metrics Update

Critical Incident Response

- Homicide Response Team provides rapid response to a scene to identify all witness and evidence related to the incident
- 8 responses April
 - 3 murder suspects arrested
 - 1 -Narcotics sale identified
 - 2 - Video surveillance located for follow up

* Deployment of this team has increased the departments clearance rate

Performance Metrics Update

- **Intelligence Led Policing Division**

- Up and Operational
 - Crime Analysis
 - Fusion
 - Criminal Intelligence

- **Real Time Crime Center Update**

- Interviews are scheduled to begin May 18
- Initial round of interviews will be complete May 22
- Anticipated hiring completed by June 1

TASK	PROGRESS	START	END	NOTES
Design	80%	3/1/20	5/24/20	Design is 80% complete. Initial hardware ordering has begun
Buildout	0%	5/25/20	8/21/20	
Testing	0%	8/21/20	9/1/20	

Performance Metrics Update

Starlight Update

- The Dallas Police Department has advanced our talks with Safer Dallas and Motorola to establish a plan to expand the pilot program from 3 locations to 20 locations by the end of 2020.
- Discussions are currently underway to utilize confiscated funds to deploy cameras to business in high violent crime areas



Performance Metrics Update

Starlight Update (Cont.):

	November		December		January		February		March		April	
	2018	2019	2018	2019	2019	2020	2019	2020	2019	2020	2019	2020
	<u>11770 Ferguson</u>											
Calls	43	11	43	9	28	21	48	19	21	5	29	13
Offenses	7	0	13	2	6	2	9	4	2	0	5	3
	<u>2503 Lemmon</u>											
Calls	22	29	35	22	33	18	33	27	32	9	58	26
Offenses	1	3	6	4	5	0	5	1	5	2	4	0
	<u>2911 E Ledbetter</u>											
Calls	9	32	17	18	25	28	25	25	45	11	23	26
Offenses	1	3	2	1	2	2	0	3	6	7	2	5

- Starlight has experienced significant success in reducing both 911 calls and offenses. Additionally, challenges at the Ledbetter location have allowed DPD to identify areas for improvement in both the technologies implemented and the processes utilized by Fusion/RTCC team

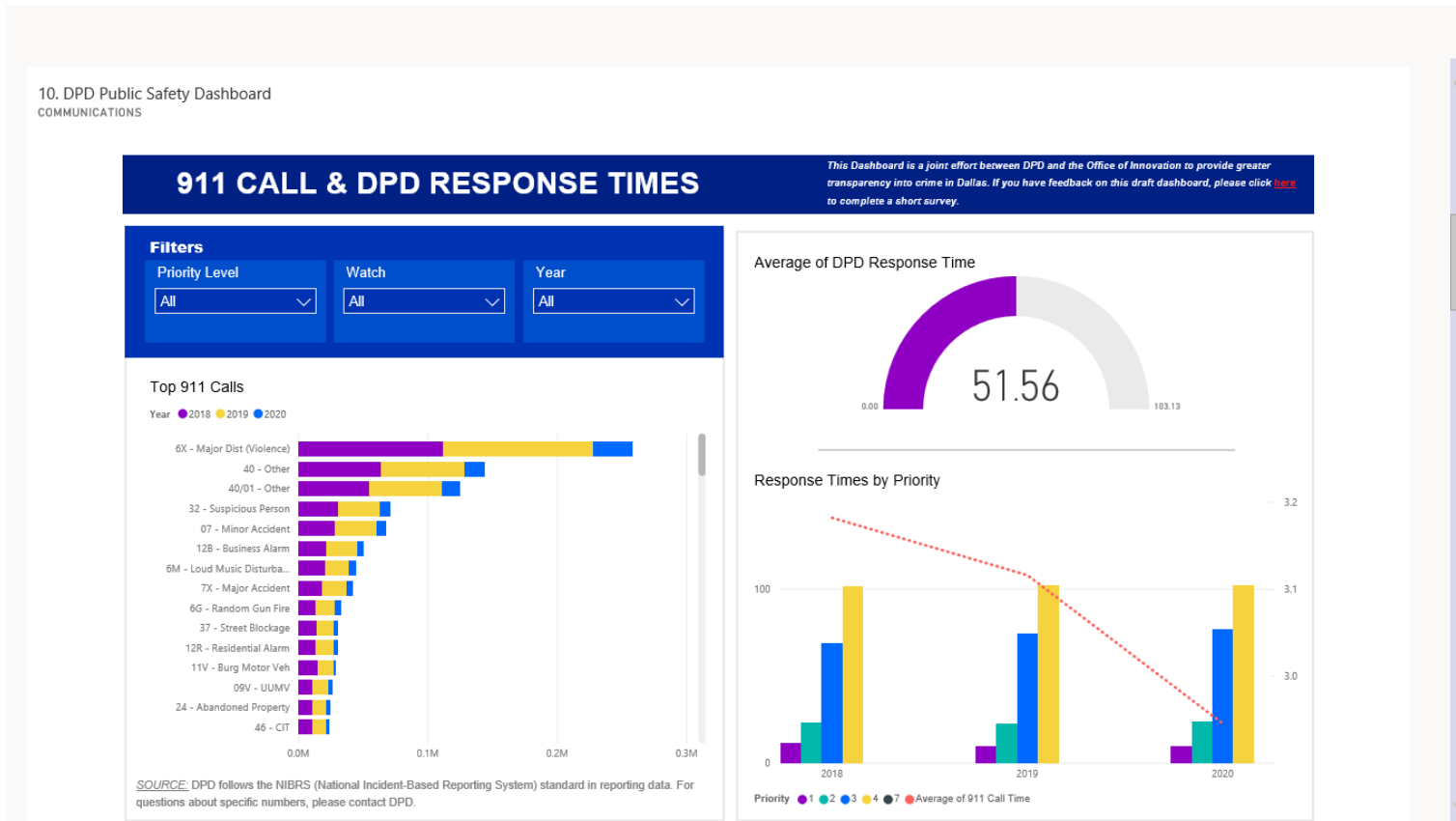
Performance Metrics Update

Expansion of Digital Sandbox Solution

- Digital Sandbox is web-based platform that allows for real-time threat assessment and intelligence gathering.
 - Digital Sandbox is web-based platform that allows for real-time threat assessment and intelligence gathering.
 - 230 phones have been issued to patrol
 - 30 phones per patrol division
 - 50 phones will be issued to the Violent Crime Response Team
5/26/20

Performance Metrics Update

Improved Dashboard Interface



Performance Metrics Update

South Central Patrol Pilot Staffing Model

Average YTD Response Times comparison since 3/4/2020				
Priority	3/4/2020	4/29/2020	Change Time	% Change
1	8.68	7.92	-0.76	-8.76%
2	25.63	21.14	-4.49	-17.52%
3	88.53	61.77	-26.76	-30.23%
4	117.3	79.55	-37.75	-32.18%

YTD Crime Percentage comparison since 3/5/2020			
Crime	3/5/2020	4/29/2020	Change
Violent	1.59%	3.36%	1.77
Non- Violent	-10.52%	-5.29%	5.23
Total	-7.49%	-2.99%	4.50

- South Central Observations:
 - More efficient utilization of resources through workload analysis.
 - 543 DORS and Over the Phone Reports completed in April
 - 36% of priority 4 type calls were handled through DORS and Over the phone in April

27

Performance Metrics Update

Community Engagement

- Divisions are keeping the community involved and engaged during COVID 19 pandemic with virtual meetings

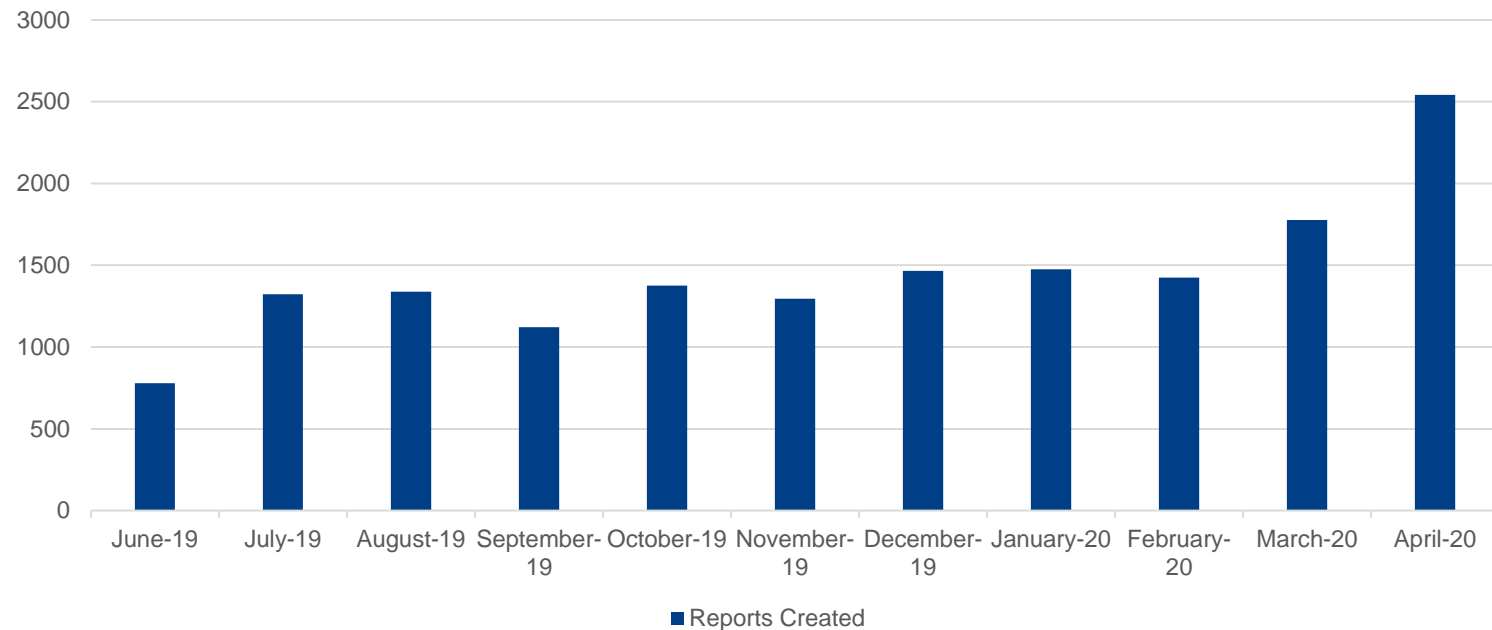
External Communication & Internal Communication

- Faith-based community liaison program
 - Community engagement preparedness training
 - CPR, “Run, Hide, Fight”, Natural Disaster Response training
 - Law Enforcement Partnership
 - Training of threat awareness, locational threat assessment, and information sharing
- Departments continued use of Teams and Tele-conference to train, meet and conduct community events with stake holders
- Created and distributed racing / speeding P.S.A.
- Interview with Live PD addressing departments response to COVID-19 and challenges the policing profession faces

28

Performance Metrics Update

- **Increase Usage of Dallas Online Reporting System (DORS) & Expeditor Reports**



- 2542 DORS and Over the Phone Reports completed in April
- 27% of priority 4 type calls were handled through DORS and Over the Phone in April

Supplemental Enforcement Effort Summer Crime Initiative

- This Summer Crime Plan is intended to supplement our comprehensive 2020 Crime Reduction Plan. We believe this strategy strengthens our opportunity to accomplish our overall goal of making Dallas the safest city in the nation.
- It is important to note that this plan will fill in the gaps and concentrate on the continued increase in aggravated assaults throughout the city
- The following slides represent an overview of the Summer Crime Initiative. A comprehensive explanation of the plan is outlined in the Appendix

Supplemental Enforcement Effort

Summer Crime Initiative

Crime Analytics

- Overall crime in the city is down to -1.21% as of May 1. As we began, the crime reduction, plan violent crime has continued to decline
- Over 1,700 Aggravated Assaults have occurred within the city of Dallas
- 66% of all Aggravated Assaults are predominantly occurring in the Southeast, Southwest, and South-Central Patrol Divisions and are driven by Argument/Conflict and Narcotics

Supplemental Enforcement Effort

Summer Crime Initiative

Data-Driven Enforcement Approach

- We have identified variables that are consistent among Aggravated Assault offenses city wide.
 - Data indicates multi-family locations as well as specific times and days of the week.
 - Our operations and enforcement will target these locations at the given times.
- The approaches will include:
 - Operation Repeat - Patrol
 - Operation Beat/Street – Investigations & Tactical
 - Operation Over/Under – Investigations & Tactical

Supplemental Enforcement Effort

Summer Crime Initiative

Operation Repeat

- Perform foot patrols for at least 30 mins every 4 hours
- Enhance traffic enforcement to increase safety and address violations
- Utilize gang liaisons officers to gather gang affiliations and intelligence to increase the apprehension of offenders
- Acquire intelligence on drug locations for Narcotics division to investigate and execute warrants

Operation Beat/Street

- Submit all violent offenses in which an arrest occurs to our Federal partners for potential federal prosecution filing
- Perform foot patrols for at least 30 mins every 4 hours
- Answer Priority 1 calls immediately
- Request high bonds on arrests of repeat offenders
- Remove dangerous illegal guns from our target communities

Supplemental Enforcement Effort

Summer Crime Initiative

Operation Over/Under

- Vice will enforce related offenses through undercover participation/ observation.
- Narcotics will conduct undercover buys and acquire intelligence on drug locations for Narcotics division to investigate and execute warrants
- Gang Unit will investigate all drive-by shootings to rapidly identify any gang affiliation for immediate apprehension

Youth Engagement

- For all juvenile/youth engagement, we seek to engage the entirety of the City of Dallas through our Explorers, Jr. Explorers and Police Activities League staff, this includes programs and partnerships with Big Thought, Parks & Rec, and various other non-profits.
- The focus of our youth engagement strategy is to divert and align our youth from a negative consequence of bad behavior to a positive interaction with law enforcement

34

Appendix

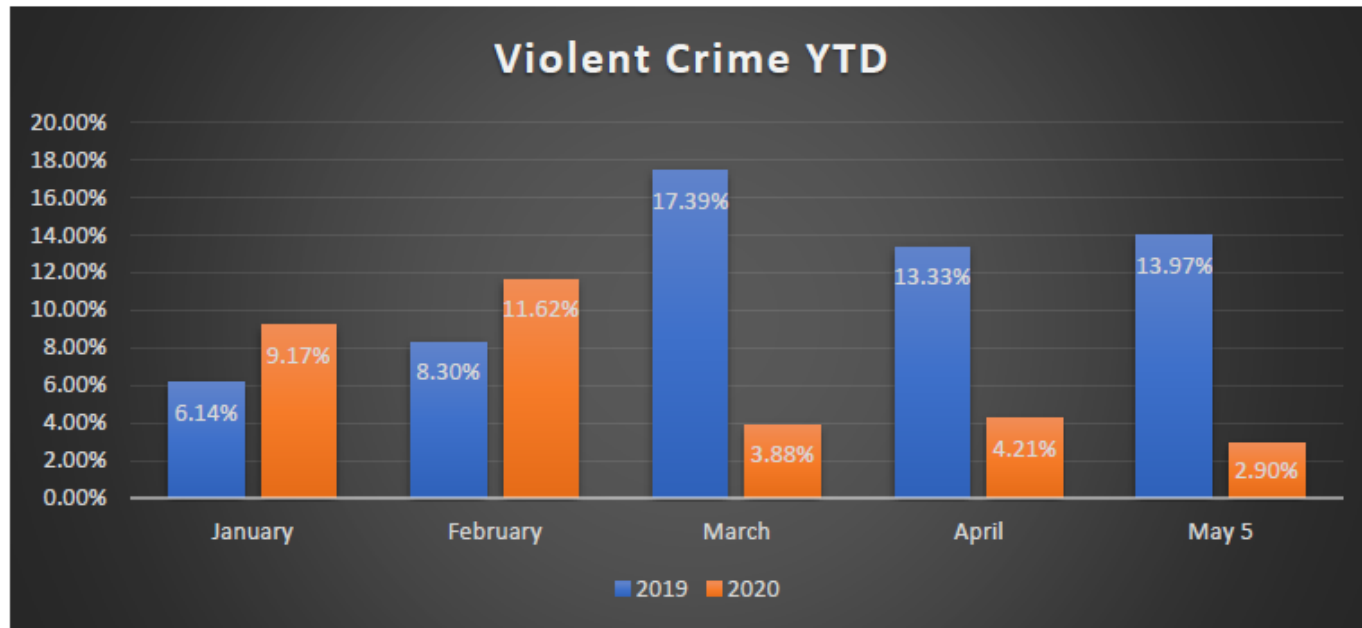


2020 SUMMER CRIME PLAN

Crime is multifaceted and requires a multi-dimensional operational crime approach that includes proactive enforcement, warrant round-ups, and youth engagement. This Summer Crime Plan is intended to supplement our comprehensive 2020 Crime Reduction Plan. We believe this strategy strengthens our opportunity to accomplish our overall goal of making Dallas the safest city in the nation. It is important to note that this plan will fill in the gaps and concentrate on the continued increase in aggravated assaults throughout the city.

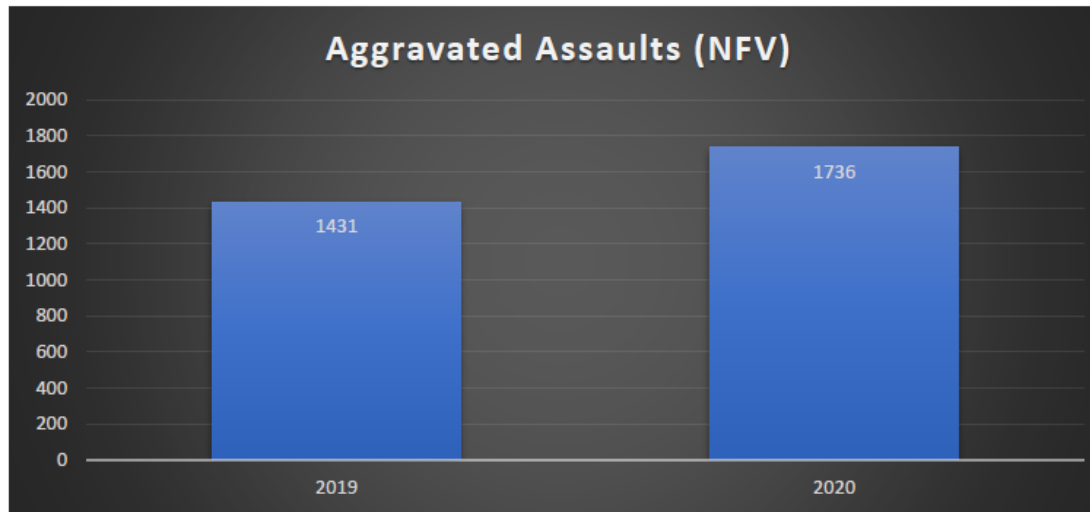
Crime Analytics

Overall crime in the city is down to -1.21% as of May 1. As we began, the crime reduction plan violent crime has continued to decline. See the comparison below:

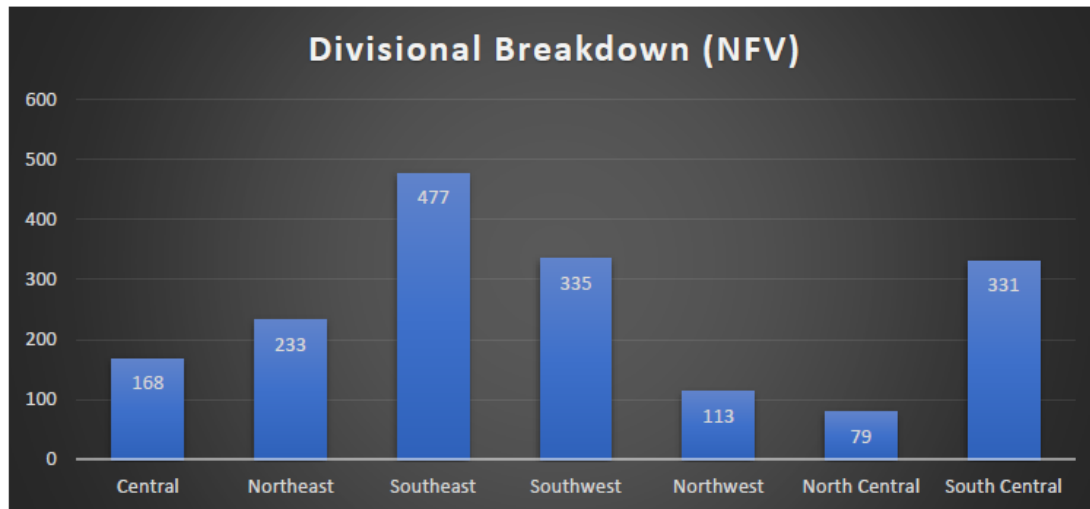


We have seen increases associated with Aggravated Assaults Non-Family Violence (NFV), which has increased to over 300 more offenses compared to this same time last year. (Illustration below):

2020 SUMMER CRIME PLAN



- Over 1,700 Aggravated Assaults have occurred within the city of Dallas.
- 66% of all Aggravated Assaults are predominantly occurring in the Southeast, Southwest, and South-Central Patrol Divisions and are driven by Argument/Conflict and Narcotics.



It is necessary to reference that other large and smaller cities have experienced an increase in Aggravated Assaults: Chicago is up 6.7%, Houston is up 19.3%, and New York is up 2.3%.

Data-Driven Enforcement Approach:

As the police department assesses Aggravated Assault data, we have identified variables that are consistent among Aggravated Assault offenses. These include multi-family locations as well as specific times and days of the week. Data indicates that many of these offenses occur during the hours of 8 pm-3 am, with Thursday through Sundays as the peak days. Identifying and apprehending these individuals rapidly, during the above times remains critical.

To supplement our Crime Reduction Plan, the police department will increase its felony warrant apprehension operations from 1 Warrant Round-Up/ Operation a month, to 2 per month for the Summer Crime Initiative. These operations began on April 27, 2020 and will conclude at the end of August. The focused goal will be to apprehend 25% of the top 60 most violent wanted persons pursued (total number reduced from 100 to limit officer exposure to Covid-19). Also, this operation will incorporate all aspects of intelligence-led policing by emphasizing information sharing and tactical collaboration with our state and federal partners. Crime analysis increases our ability to track and address crime daily. The approaches will include:

- Operation Repeat - Patrol
- Operation Beat/Street – Investigations &Tactical
- Operation Over/Under – Investigations &Tactical

Operation Repeat:

Patrol Divisions will identify strategic locations (i.e., apartment complexes) within their respective division that have experienced the highest Aggravated Assaults every week. Division Commanders will be responsible for the day -to -day engagement strategy (listed below), to combat those violent offenses. Most of the Aggravated Assaults occur Thursday through Sunday nights on Third and First watch, respectively, in apartment communities. Argument/Conflict and Narcotics are the primary drivers of these offenses. The victims and the suspects are between the ages of 18-29. These encounters often escalate into gunfire exchange.

Officers will:

- Perform foot patrols for at least 30 mins every 4 hours
- Enhance traffic enforcement to increase safety and address violations
- Utilize gang liaisons officers to gather gang affiliations and intelligence to increase the apprehension of offenders
- Acquire intelligence on drug locations for Narcotics division to investigate and execute warrants
- Identify Vice related issues for investigation and enforcement

Operation Beat/Street:

Off-duty resources will be working on an overtime basis in eight to ten apartment communities on Thursday through Sunday nights. The operational hours will be 8 pm-3 am. A member of the Violent Crime Response Team will serve as the Operations Commander. The objective of this goal is to eliminate violent crime (i.e., Aggravated Assaults) by 25% through focused prevention and strategic enforcement. The Commander will be responsible for the overall efforts of the operation. The officer's responsibilities are listed below:

- Provide actionable intelligence, share intelligence bulletins and utilize crime analysis
- Ensure all marked squads are highly visible in designated apartment communities and hotspots, taking immediate enforcement action when necessary
- Submit all violent offenses in which an arrest occurs to our Federal partners for potential federal prosecution filing
- Ensure all activity is collected and processed properly
- Deconflict with respective Division Commander for operational locations
- Answer Priority 1 calls immediately

- Request high bonds on arrests of repeat offenders
- Remove dangerous illegal guns from our target communities
- Put offenders on notice: if a crime occurs in target areas, all law enforcement resources will perform relentless follow-up

- Perform foot patrols for at least 30 mins every 4 hours
- Enhance traffic enforcement to decrease hazardous violations
- Utilize gang liaisons officers to gather gang affiliations and intelligence gang related offenses
- Acquire Intelligence on drug locations for Narcotics division to investigate
- Identify Vice related issues for investigation and disposition

Operation Over/Under:

Vice, Narcotics, and Gang Units will conduct covert operations of individuals engaged in manifestation of criminal behaviors in the targeted multi-family areas. For example, prostitution and open-air drug sell locations

- Vice will enforce related offenses through undercover participation/ observation.
- Narcotics will conduct undercover buys and acquire intelligence on drug locations for Narcotics division to investigate and execute warrants
- Gang Unit will investigate all drive-by shootings to rapidly identify any gang affiliation for immediate apprehension

Youth Engagement:

For all juvenile/youth engagement, we seek to engage the entirety of the City of Dallas through our Explorers, Jr. Explorers and Police Activities League staff, this includes programs and partnerships with Big Thought, Parks & Rec, and various other non-profits.

In this new space of COVID-19: Without the use of Parks & Rec facilities to run our usual programming, we are bringing together stakeholders representing educational organizations, non-profits, and Dallas County courts (including Diversion Courts and Probation Services) to leverage those partnerships in determining new ways to support our youth during these upcoming months.

If COVID-19 orders subside, enabling Parks & Rec facilities to go back to regular operating hours, and other facilities/organizations can assist, the Dallas Police Department's summer youth engagement for this year will include a partnership with Big Thought. This non-profit organization specializes in developing educational programs for youths. This partnership will create a new program based in the Northeast Patrol Division, focusing on the Forest and Audelia community, where we have seen and continue to witness emerging needs. Richland College will host the new program. We are allowing for the multifaceted expertise of Big Thought to offer programming skills and mentoring opportunities utilizing both DPD Youth Outreach staff and Big Thought staff.

We also plan to continue our Basketball clinic in the South-Central Patrol Division, hosting it at the Beckley-Saner Recreation Center.

The second year of Chief Hall's Summer Jobs Program was also in the plans for this upcoming summer in hopes to reach over 100 youth, working with our community partners to find them gainful employment as well as provide them continued educational experiences.

Recently, Chief Hall brought together community stakeholders currently serving youth in our city. We received insight on programs and partnerships for the upcoming months into the summer. These organizations included the following: His Bridge Builders serving the Bonton community, Behind Every Door, Dallas County Juvenile Probation, Big Thought, Urban Specialists, Café Momentum, All-Stars Project, our Dallas Police Department First Offenders, and Youth Outreach Units. The Dallas Police Department will continue to support the work of these entities as well as partner with these organizations to enhance our community engagement with our city's youth and families. Chief Hall will be hosting monthly conference calls with this group of non-profits to stay connected to their efforts and will add and include other organizations currently serving our youth, in order to share information and quickly respond to any changing needs.

The focus of our youth engagement strategy is to divert and align our youth from a negative consequence of bad behavior to a positive interaction with law enforcement.

The overall mission of these operations is prevention, intervention, suppression of criminal behavior, and assessing crime in a community. To that end, the final objective of this operation is to make Dallas Safer Every Day.

2020 Violent Crime Reduction Plan / Summer Crime Plan

City Council Briefing

May 11, 2020

**Chief Renee' Hall
Dallas Police Department**

