



City of Dallas

Violent Crime Reduction Plan Update

**Public Safety Committee
February 10, 2025**

Nathan Swyers, Major of Police
Violent Crime Division
Dallas Police Department

SUMMARY OF JANUARY



- Overall Violent Crime is down by **–18.02%**
- There are two huge contributing factors as of year-to-date:
 - Aggravated Assaults have decreased **–18.18%**
 - Homicides have decreased **–47.37%**
- We launched our Period 19 Grids on December 1st
- Focused Deterrence has moved to Neighborhood Outreach as the primary notification system.



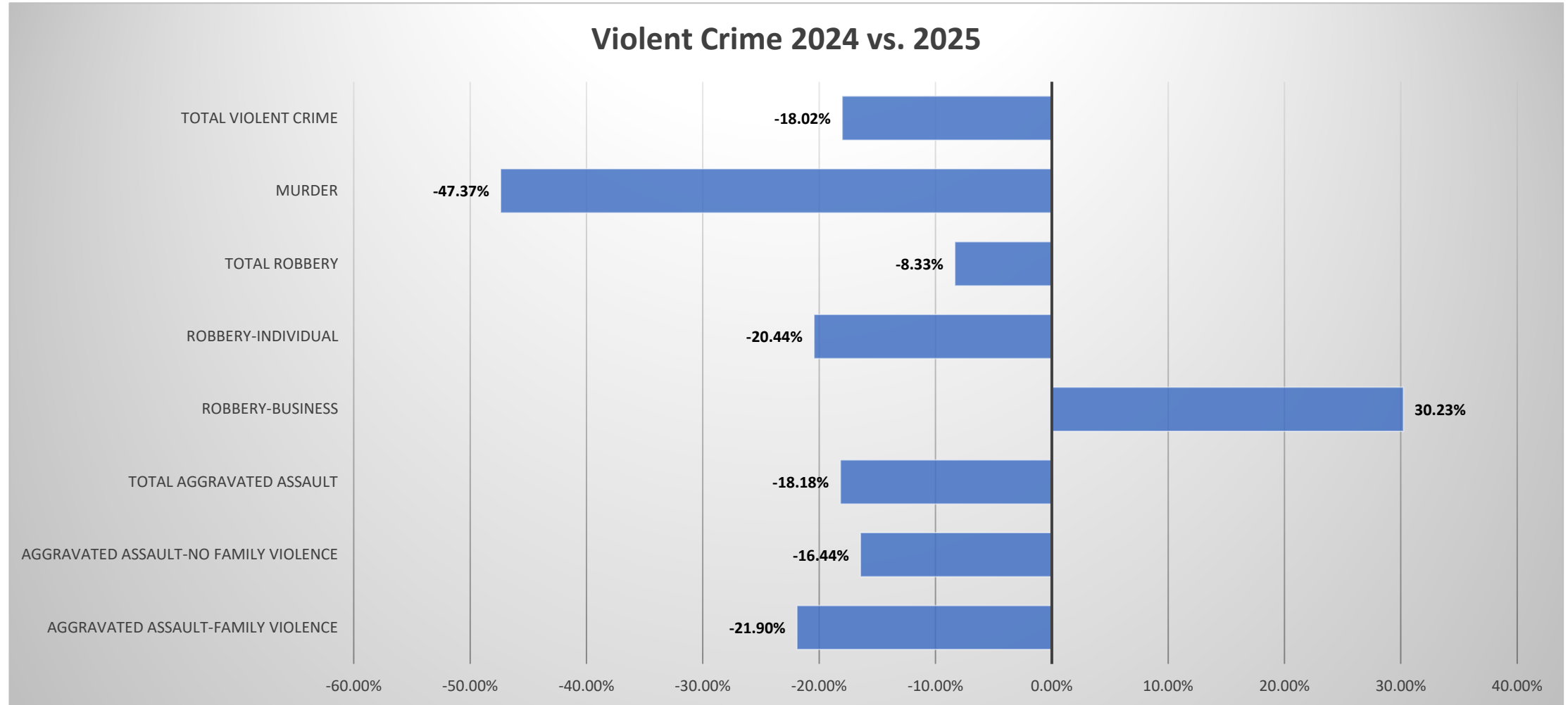
PRESENTATION OVERVIEW



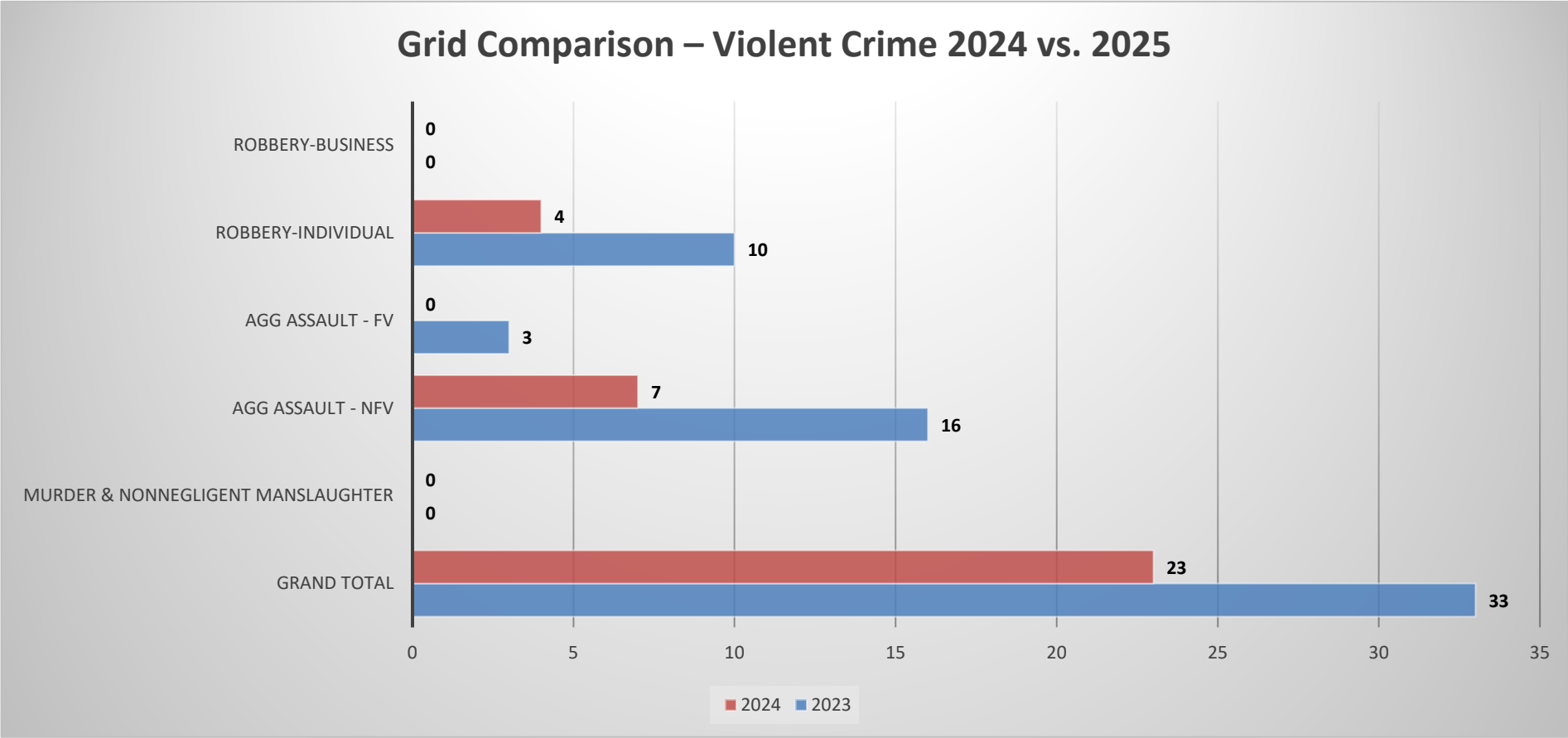
- Crime Plan Impact Results on Violent Crime
- Grid Crime by the Numbers (Incidents)
- Crime Trends
- Murder, Robbery, Aggravated Assault
- Crime Plan Operations Updates
- Crime Plan - Next Steps



CRIME PLAN IMPACT RESULTS ON VIOLENT CRIME



GRID CRIME BY THE NUMBERS (Incidents)



Our crime plan is based on the theory that crime is concentrated in small areas throughout the city.

* Phase 19 Grids
* December 1 – January 31

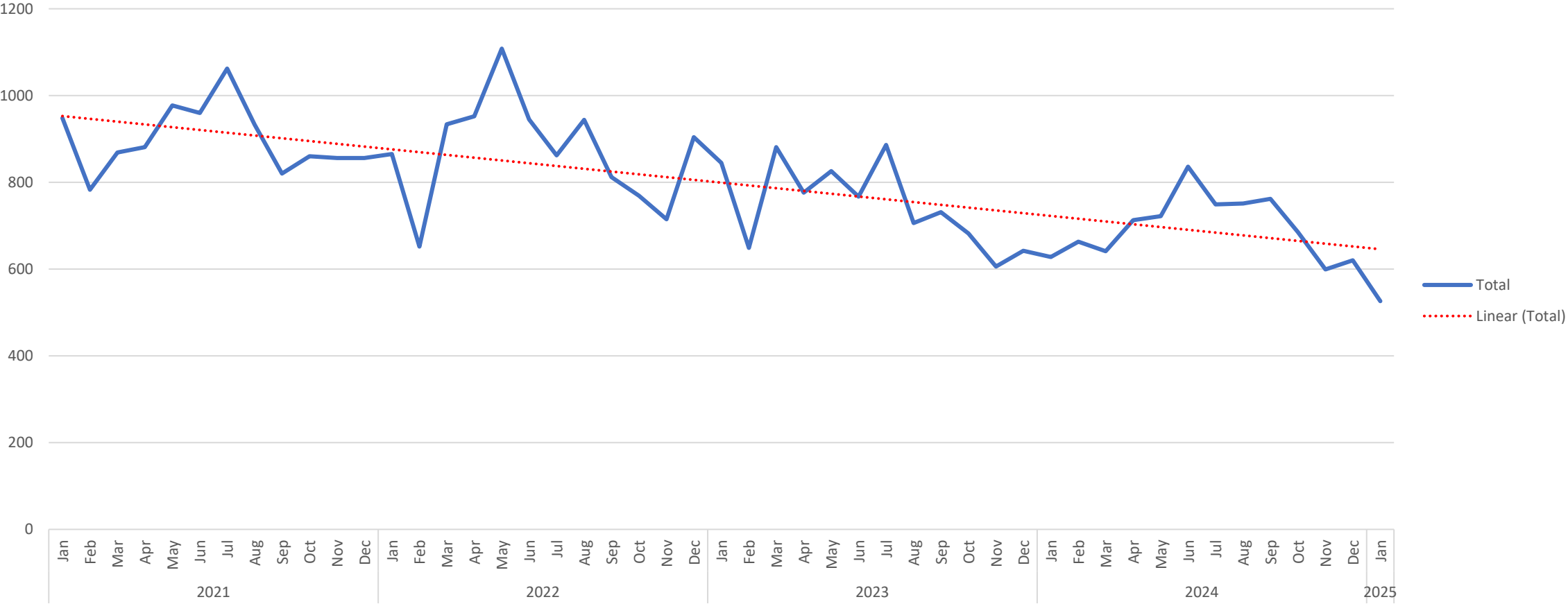
- Red – 2024/2025
- Blue – 2023/2024



THE CRIME TRENDS – CITYWIDE



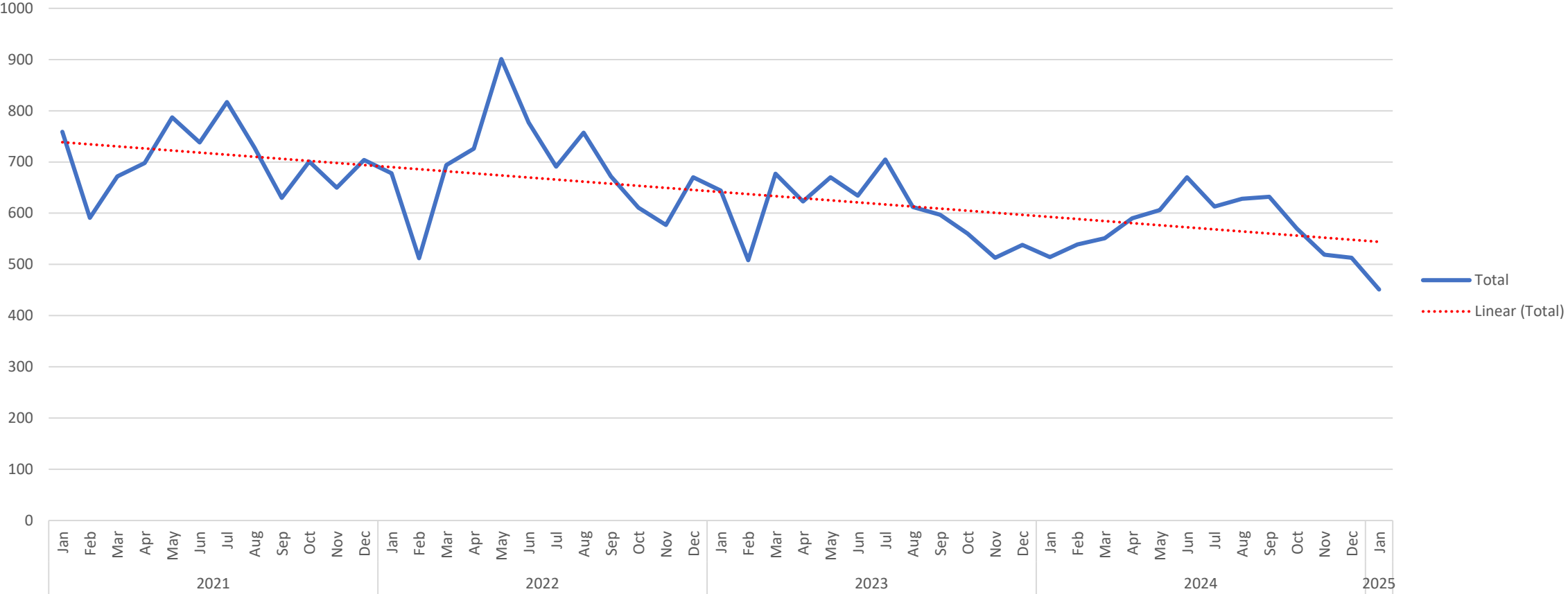
Victim Trendline
January 1, 2021 through January 31, 2025



THE CRIME TRENDS – CITYWIDE



Incident Trendline
January 1, 2021 through January 31, 2025



- 2025 Murder Trend
- As of January 31st, Murders **–47.37%** (9 Less Victims)
- The Murders involving Family Violence decreased by 1

*Data collected as of January 31, 2025

MURDER VICTIM DEMOGRAPHICS



- **Victim's Race**
 - Black 40% (4 Victims)
 - Hispanic 30% (3 Victims)
 - White 30% (3 Victims)
- **Victim's Sex**
 - Male 80% (8 Victims)
 - Female 20% (2 Victims)
- **Suspect's Race**
 - Black 50%
 - Hispanic 21%
 - White 0%
 - Unknown 28%
- **Suspect's Sex**
 - Male 64%
 - Female 7%
 - Unknown 29%



- 2025 Robbery Trend
- Robberies **-8.33%** (15 Less Victims)
- Business Robberies **+30.23%** (13 More Victims)
- Individual Robberies **-20.44%** (28 Less Victims)

*Data collected as of January 31, 2025

AGGRAVATED ASSAULT



- 2025 Aggravated Assault Trend
- Aggravated Assaults **-18.18%** (78 Less Victims)
- Aggravated Assaults FV **-21.90%** (30 less Victims)
- Aggravated Assaults NFV **-16.44%** (48 Less Victims)

*Data collected as of January 31, 2025



VCPU FOCUSED DETERRENCE



- Focused Deterrence has 54 current clients.
- Focused Deterrence has compiled the client list for a fourth session.
- Focused Deterrence has implemented a custom notification process to be the primary process.
- Third Neighborhood Outreach held on January 25
- Custom Notification
 - Individual notifications to identified clients.
 - Meet the clients in the field.
- Focused Deterrence has identified dates for future Neighborhood Outreach.



CRIME PLAN – NEXT STEPS



- Phase 20 Grids – Will begin on February 1
 - Period 20 deployed 60 grids
- Place Network Investigations
 - Begins with a problem-focused investigation designed to uncover, identify, and disrupt the criminal networks that contribute to the violent crime in Dallas.
 - The PNI Board is made up with stakeholder government agencies such as, Office of Integrated Public Solutions, Code Enforcement, and Parks and Recreation. The Board is designed to work together to address crime and it's causes within the crime place network.
 - PNI Executive Board Meeting held with City, Community Partners, and UTSA researchers
 - Two new locations became active December 1st, 9415 Bruton Rd and 8501 Old Hickory Trail
 - 11511 Ferguson Rd and 3535 E. Overton have moved to a monitoring phase.
- Focused Deterrence
 - We are constantly tracking the progress of our clients along with meeting with current partners and potential future partners.





City of Dallas

Violent Crime Reduction Plan Update

**Public Safety Committee
February 10, 2025**

Nathan Swyers, Major of Police
Violent Crime Division
Dallas Police Department