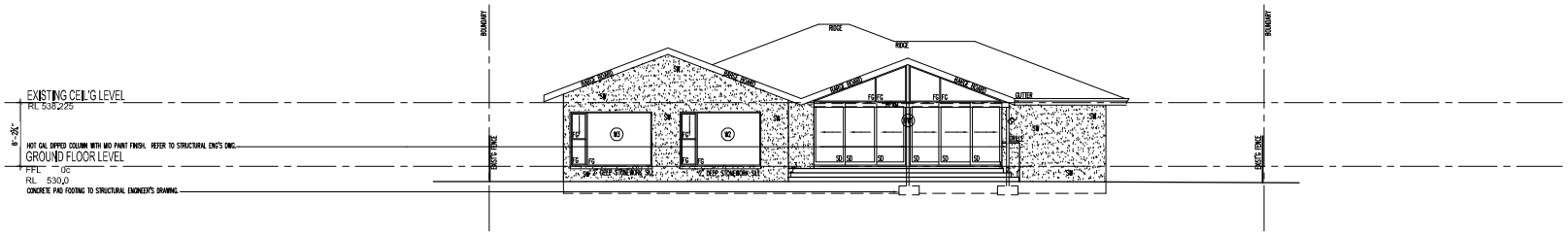


1 A2.01 NORTH ELEVATION 1/8":1'

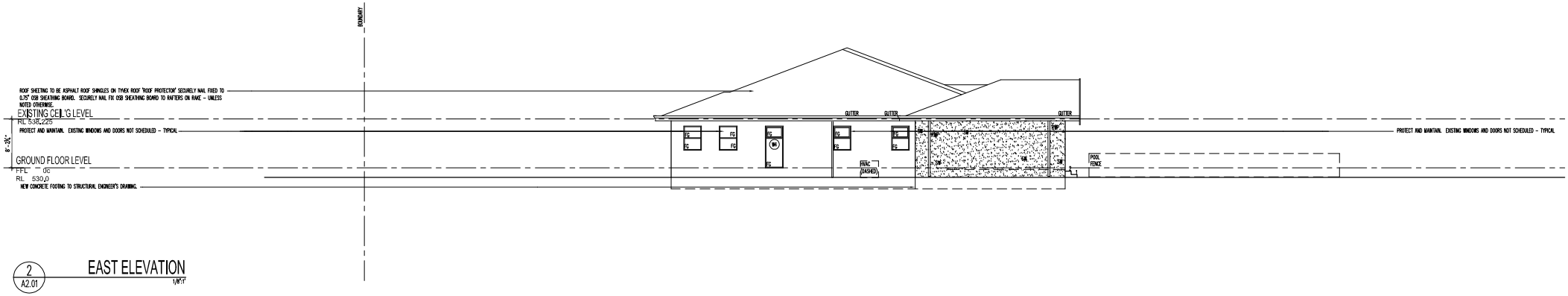


2 A2.01 EAST ELEVATION 1/8":1'

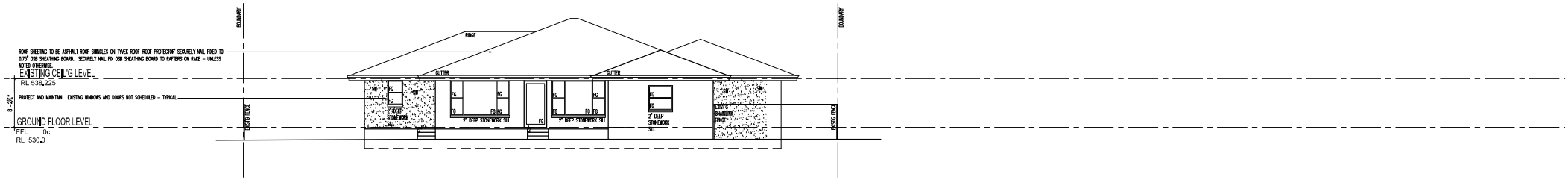


3 A2.01 SOUTH ELEVATION 1/8":1'

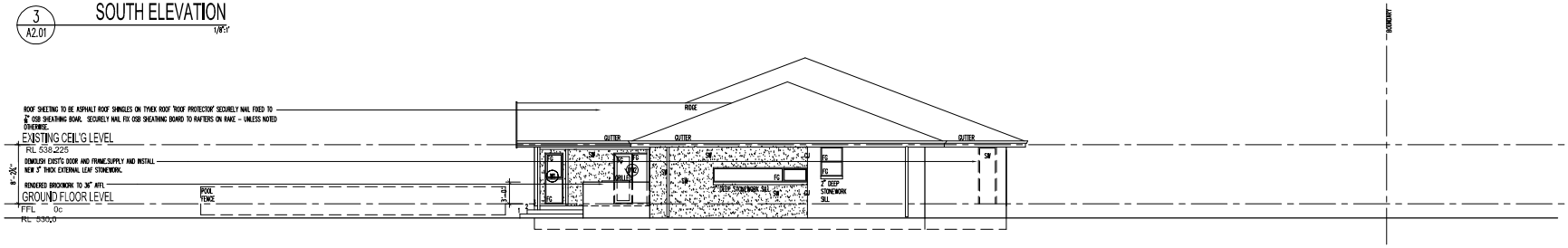


4 A2.01 WEST ELEVATION 1/8":1'

## LEGEND

| | |
|---|---|
| SW | DENOTES EXTENT OF NEW 3" THICK EXTERNAL LEAF STONEWORK TO MATCH EXISTING.MATCH MORTAR COLOR TO STONE. |
| CJ | DENOTES CONTROL JOINT BETWEEN EXISTING STONEWORK AND NEW STONEWORK. COLOUR MATCH TO STONEWORK – TYPICAL. |
| DP | DENOTES BOX GUTTER OVER DISCHARGING TO ø4" PVC DOWNPIPE BUILT INTO CABINETWORK. |
| RWP | DENOTES ø4" PAINT FINISH 26 GAUGE STEEL RAINWATER DOWNSPOUT WITH STEEL FINISH STEEL STAND-OFF BRACKETS. FINISH TO MATCH GUTTER. PVC CONNECTOR AT BASE OF RWP. |
| GUTTER | DENOTES PAINT FINISH 5" WIDE STEEL HALF ROUND GUTTER WITH EXTERNAL HALF ROUND STRAP SCREW FIXED TO RAFTERS. FALL AND DISCHARGE TO PAINT FINISH STEEL DOWNSPOUT UNLESS OTHERWISE NOTED. |

## GENERAL NOTES

1. ALL DIMENSION TO BE CHECKED ON SITE, DO NOT SCALE DRAWING.
2. ARCHITECTURAL DRAWINGS TO BE READ IN CONJUNCTION WITH STRUCTURAL ENGINEER'S DRAWINGS

| DATE | REVISION | DESCRIPTION |
|---|---|---|
| 03.03.25 | B | CITY RESCINDS DEVELOPMENT APPROVAL – 12' SETBACK |
| 03.18.24 | A | CITY OF DALLAS – PERMIT APPLICATION |

threadgold architecture

ELEVATIONS

SW½ LOT 2 (No. 9411) REDONDO DRIVE, DALLAS

| DRAWN | CHECKED |
|---|---|
| ST | ST |

| SCALE | | REVISION | DATE |
|---|---|---|---|
| 1/8":1' | A4.01 | B | 03/03/25 |

THIS DRAWING IS COPYRIGHT OF STUART THREADGOLD (ARCHITECT REGISTRATION 3026) THREADGOLD ARCHITECTURE + CONSTRUCTION LLC. ALL DRAWINGS SHALL BE VERIFIED