

Memorandum



CITY OF DALLAS

DATE May 13, 2024

Honorable Members of the Public Safety Committee

TO Cara Mendelsohn (Chair), Kathy Stewart (Vice Chair), Tennell Atkins, Jesse Moreno,
Gay Donnell Willis

SUBJECT **Dallas Fire-Rescue's Public Safety Dashboard for April 2024**

Dallas Fire-Rescue (DFR) had 22,850 dispatched incidents for the month of April, slightly up from 22,536 in March. As you are aware, DFR has a stated goal of 90% achievement for the metrics of EMS response within 9 minutes and Structure Fire Response within 5:20. DFR exceeded the goal of Structure Fire Response in April with a performance of 94%, while failing to meet the goal of EMS response with a performance of 85%. We will continue to analyze data and adjust resources and strategies as necessary to achieve our target goals.

We had only 1 significant fire for the month of April, equal to the number we had in March. Inspection activity decreased from March (4,878 from 6,856) but maintained a steady pace for our annual goals. Our rescue unit hours of utilization (UHU) numbers rose slightly (up to 35.0% from 34.1%) for Frontline units.

We currently have 90 recruits in various stages of Training. These recruits will be assigned to the field in August and October of this year.

For your quick reference, you can access DFR's Dashboard using the following link:
<https://dallascitydata.dallascityhall.com/views/DFRDashboardbanner1/911DALLASFIRE-RESCUEINCIDENTSRESPONSETIMES?:isGuestRedirectFromVizportal=y&.embed=y>

We welcome feedback and suggestions for improvement. Please continue to explore the dashboard and let us know if you have any questions or would like to see any changes/additions. Feel free to contact Executive Assistant Chief Justin Ball at justin.ball@dallasfire.gov.

A handwritten signature in blue ink that reads "Jon Fortune".

Jon Fortune
Deputy City Manager

[Attachment]

DATE May 13, 2024

SUBJECT **Dallas Fire-Rescue's Public Safety Dashboard for April 2024**

PAGE **2 of 2**

c: Kimberly Bizer Tolbert, City Manager (I)
Tammy Palomino, City Attorney
Mark Swann, City Auditor
Billierae Johnson, City Secretary
Preston Robinson, Administrative Judge
Majed A. Al-Ghafry, Assistant City Manager

M. Elizabeth (Liz) Cedillo-Pereira, Assistant City Manager
Dr. Robert Perez, Assistant City Manager
Donzell Gipson, Assistant City Manager (I)
Robin Bentley, Assistant City Manager (I)
Jack Ireland, Chief Financial Officer
Genesis D. Gavino, Chief of Staff to the City Manager
Directors and Assistant Directors



DFR Executive Summary for Month Ending: April 2024



92,660

Total 911 DFR Incidents
Incidentes totales de 911 DFR

85%

Medical Responses within 9 minutes
Respuestas médicas en 9 minutos o menos

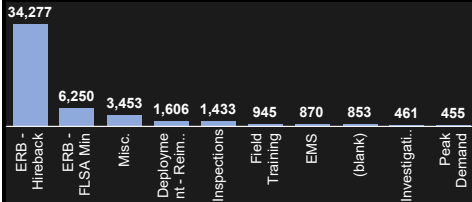
40%

Medical Responses within 5 minutes
Respuestas médicas en 5 minutos o menos

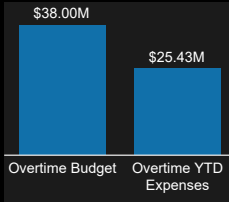
94%

Structure Fire Responses within 5 minutes, 20 seconds
Respuestas a incendios estructurales en 5 minutos, 20 segundos o menos

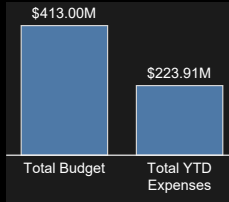
Overtime Hours Breakdown Categorías de Horas Extras Trabajadas



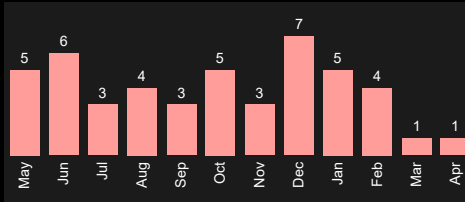
Sworn Overtime Presupuesto de Horas Extras



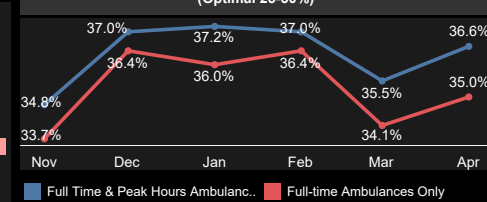
Total Budget* Presupuesto



Significant Fires Incendios Significativos por Mes



Ambulance Unit Hour Utilization Rate Tasa de Utilización de Ambulancias (Optimal 25-30%)

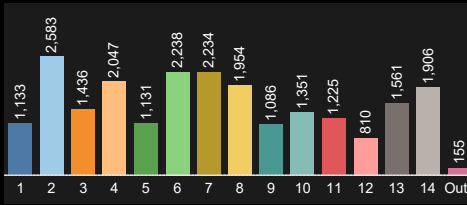


Sworn Staffing & Hiring Categorías de Personal

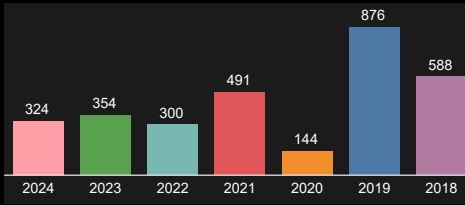
	2022	2023	2024
EMS & Emergency Resp..	1,636	1,600	1,642
Dispatch Comms & GIS	61	60	67
Fire Prevention & Inspec..	84	93	112
Training & Recruitment	149	205	303
Arson Investigation EOD	21	25	24
Aircraft Rescue Fire Figh..	35	45	45
Total Staff	1,986	2,028	2,193

Number of Frontline Paramedics: 868
Total Number of Active Paramedics: 1,631

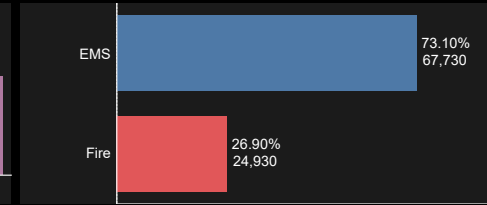
Incident Response Data by Council District Incidentes por Distrito del Concejo Municipal



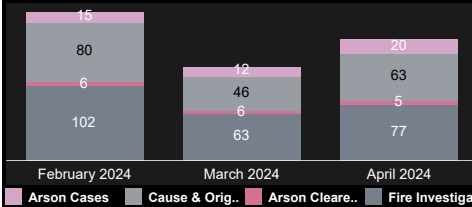
Smoke Detector Installs Instalaciones de Alarma de Humo



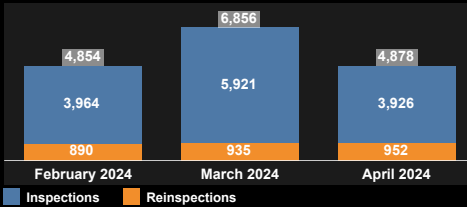
Fire Communications & Dispatch Despachos por Categorías de Incidente



Arson Investigation Case Breakdown Investigaciones de Incendio Provocado



Inspections & Re-Inspections Inspecciones de Estructuras



Academy Breakdown Información de la Academia

Class:	371	372	373	374
# of Trainees	23	18	24	25
Start Date	Oct-22	Oct-22	Mar-23	Mar-23
End Date	Mar-24	Mar-24	Apr-24	Apr-24
ERB Assigned	Aug-24	Aug-24	Oct-24	Oct-24

Fleet Status (Spanish Placeholder)

Apparatus	Capacity	Current	Order	Repair	Reserv..
Engine	58	58	4	18	3
Rescue	47	47	25	20	3
Squad	6	6	0	0	0
Truck	23	23	1	12	2

*Orders are deliveries expected by end of CY23
*Squads make up apparatus deficits

* YTD-Exp - Do Not Include Encumbrances