



**SERVICE
FIRST,
NOW!**

Manya Shorr


Library Director

Dallas Public Library

Dallas Public Library Update

Quality of Life, Arts, and Culture Committee

April 20, 2026





- **Background**
- **Community Survey Results**
- **Requested Additional Information**
- **Policy Considerations**
- **Q&A**

Background

Background

- As part of the City Council budget approval, Dallas Public Library proposed moving to a **regional model** in FY26/27.
- Based on QOLAC Committee feedback in January, Library staff has researched additional information for consideration and sought community feedback via a community survey with Friends of the Library in February 2026.

LIBRARY

Major Budget Item	FY 2025-26 Positions	FY 2025-26 Budget	FY 2026-27 Positions	FY 2026-27 Planned
Streamline the Community Library Program's operations by consolidating specialized services, technology, and programming into a smaller number of strategically located regional branches, supported by surrounding satellite locations (29.76 FTEs).	0	0	(32)	(2,600,000)



Community Survey Results

Community Survey for Resident Feedback

- Commissioned by the Friends of the Dallas Public Library
- Link available for two weeks in February
- Over 4,000 respondents
- Not designed to be statistically significant

RESIDENT FEEDBACK
ON THE DALLAS PUBLIC LIBRARY

We want to hear from YOU! Help us shape the future of the Dallas Public Library system.

CLOSES FEBRUARY 26

bit.ly/DPL-Feedback

The poster features a woman with purple hair writing on a clipboard against a city skyline background. At the bottom, it includes the City of Dallas logo, the Friends of the Dallas Public Library logo, and a colorful geometric logo.

COMENTARIOS DE LOS RESIDENTES
DE LA DALLAS PUBLIC LIBRARY

¡Queremos escucharle! Ayúdenos a dar forma al futuro del sistema de la Dallas Public Library.

CIERRA EL 26 DE FEBRERO

bit.ly/DPL-Feedback

The poster features a woman with purple hair writing on a clipboard against a city skyline background. At the bottom, it includes the City of Dallas logo, the Friends of the Dallas Public Library logo, and a colorful geometric logo.

Selected Survey Results

Survey respondent demographics:

- 71.5% female
- 41.1% 30-49
- 44.1% 50-65+
- 66.2% White/Caucasion
- 47.7% \$80,000-150,000+ annual household income
- 78.8% Bachelor's, Master's or Doctoral degree
- 96.6% English primary language
- 64.8% No children living in the home
- 75% Always have access to a car
- 24% Either use Renner Frankford or Oak Lawn Branch Libraries

Selected Survey Results

How important are Dallas Public Libraries to you?

98.8% Important

1.1% Unimportant

How often do you use Dallas Public Library services?

43% Weekly or more

19.3% Bi-weekly

23% Monthly

Selected Survey Results

Thinking about City funding for the public library, do you think funding should be:

86.8%	Increased
9.6%	Maintained at the current level
8.4%	Decreased

Do you support or oppose this proposed model which would close four branches while expanding hours and programs at five branch libraries in the city?

19.5%	Support
71.4%	Oppose
9.1%	Unsure

Selected Survey Results

Agree or disagree: The City of Dallas should prioritize adding funding to maintain neighborhood libraries and avoid closure.

91.9%	Agree
5%	Disagree
3.1%	Unsure

If you had to prioritize, please rank the following options in terms of your preferences?

77.6%	Increase City funding to avoid closures and major service reductions
11.2%	Keep all branches open but reduce hours citywide
11.3%	Close some branches to extend hours/services at flagships

Selected Survey Results

If the Dallas Public Library system were to offer services outside of the current library location, what kind of location would interest you the most? Select all that apply.

39.4%	Community or recreation center
24.1%	Pop-up or mobile libraries
21.3%	Schools or childcare centers
20.9%	Near grocery stores
16.9%	Shopping centers or malls
9.8%	Transit hubs

Survey Insights

- Dallas residents value libraries
- Respondents do not want libraries to close
- More education is needed around the flagship library concept, but respondents do want libraries open more hours
- Respondents believe the library should not experience reduced funding
- Respondents are open to alternative service models, such as co-locations with non-profits and other city departments, as well as retail locations



Requested Additional Information

QOLAC Committee Requested Information to be Evaluated

- Evaluation of the historical significance of library locations
- Proximity of library branches to similar City facilities, such as community, recreation and cultural centers
- Expanded information on community access
- Additional features to consider, such as voting and other external services
- Revenue considerations

Historical Significance

Every library branch has a significance to its community.

Here are some examples from select neighborhood libraries from our librarians.

For additional branch information, we have included a link to the DPL Strategic and Facilities Plan.



Arcadia Park Branch Library

- Opened Jan. 29, 2005 - The Arcadia Park Branch Library opened in conjunction with the dedication of the adjacent Arcadia Park Elementary School. The joined facilities were a partnership between the Dallas Independent School District and the Dallas Public Library.
- The first co-location facility with the Dallas ISD (serves as both school library and public library).



Dallas West Branch Library

- First branch to serve West Dallas area.
- 1986 – recommended for closure and saved by public opposition and petition with 2,500 signatures
- Provides free summer meals to children and teens under age 18
- In 2020, it was one of several branch libraries that provided free and secure WiFi from parking lots.



Fretz Park Branch Library

- Funded as part of the 1972 Capital Improvement Program
- Library board was reluctant to approve the site because they felt it was too close to the Richardson city limits but residents signed petitions in support



Hampton Illinois Branch Library

- Dallas Independent School District school library partnership
- DPL's first black box theater
- Provides location for free summer meals to children and teens



Kleberg-Rylie Branch Library

The library branch was built in response to a letter-writing campaign, fundraisers, and visits to City Hall by kids participating in the Kleberg Kids Library Project in the early 1990s. The group also received a support letter from President Bill Clinton.



Martin Luther King Jr. Branch Library

- Opened November 20, 1974 as part of the Crossroads Community Center, a 10.5-acre complex with a recreational center, library, and offices for services like childcare, health, employment, and senior resources.
- Provides free summer meals to children and teens under age 18



Oak Lawn Branch Library

- 1929 - began in Sam Houston School as a small collection of children's books available for the students at the behest of teacher Miss Mattie Ruth Moore
- 1996 - The building replacement was fully funded by Kroger as part of a redevelopment project at no cost to the City
- Contains circulating LGBTQ+ collection



Paul Laurence Dunbar Lancaster Kiest Branch Library

- 2006 - opened as the renamed “Paul Laurence Dunbar Lancaster-Kiest Branch Library”
- Named to honor the former segregated library in the State-Thomas area (1931-1959) following a campaign by members of the African American community



Pleasant Grove Branch Library

- As early as 1955, the library's board of trustees had received letters from residents of the Pleasant Grove neighborhood requesting a library branch. A petition was circulated, garnering more than 10,000 signatures.
- Land was donated by neighborhood residents Mr. and Mrs. Grady Wall.
- Provides location for free summer meals to children and teens under age 18



Polk Wisdom Branch Library

- The area where the branch is located was originally serviced by a bookmobile stop beginning in 1960
- Demand was so heavy that a second stop for the area was added in 1967
- Funds were approved to build a branch in the 1967 Crossroads Bond Program



Preston Royal Branch Library

- Oldest remaining branch location
- Opened as part of a library expansion program that grew out of a survey sponsored by the Friends of the Dallas Public Library and funded by the municipal bond programs of 1958 and 1963.
- A signed petition from city residents was also circulated advocating for the passage of the bond funds to build the branch



Renner Frankford Branch Library

- First Dallas Public Library branch to open outside of Dallas County.
- Home to a pollinator garden
- Selected as one of 38 libraries nationwide to participate in the 2025-2026 Yiddish Book Center's Library Program



Skyline Branch Library

- On September 20, 1975, a time capsule was deposited to be opened in 2025
- Prior to the opening of the branch, the neighborhood community was serviced by two bookmobile stops
- Provides location for free summer meals to children and teens under age 18



Library Strategic Plan

For more library branch specific information, please consult the Dallas Public Library Strategic Plan:

<https://www.dallaslibrary.org/about/strategic-plan>

Proximity Information



This section provides requested information on the proximity of library branches to similar city facilities, such as community, recreation and cultural centers.

East Area


LEGEND


 Library Area Boundary

Libraries

 Libraries

City Centers

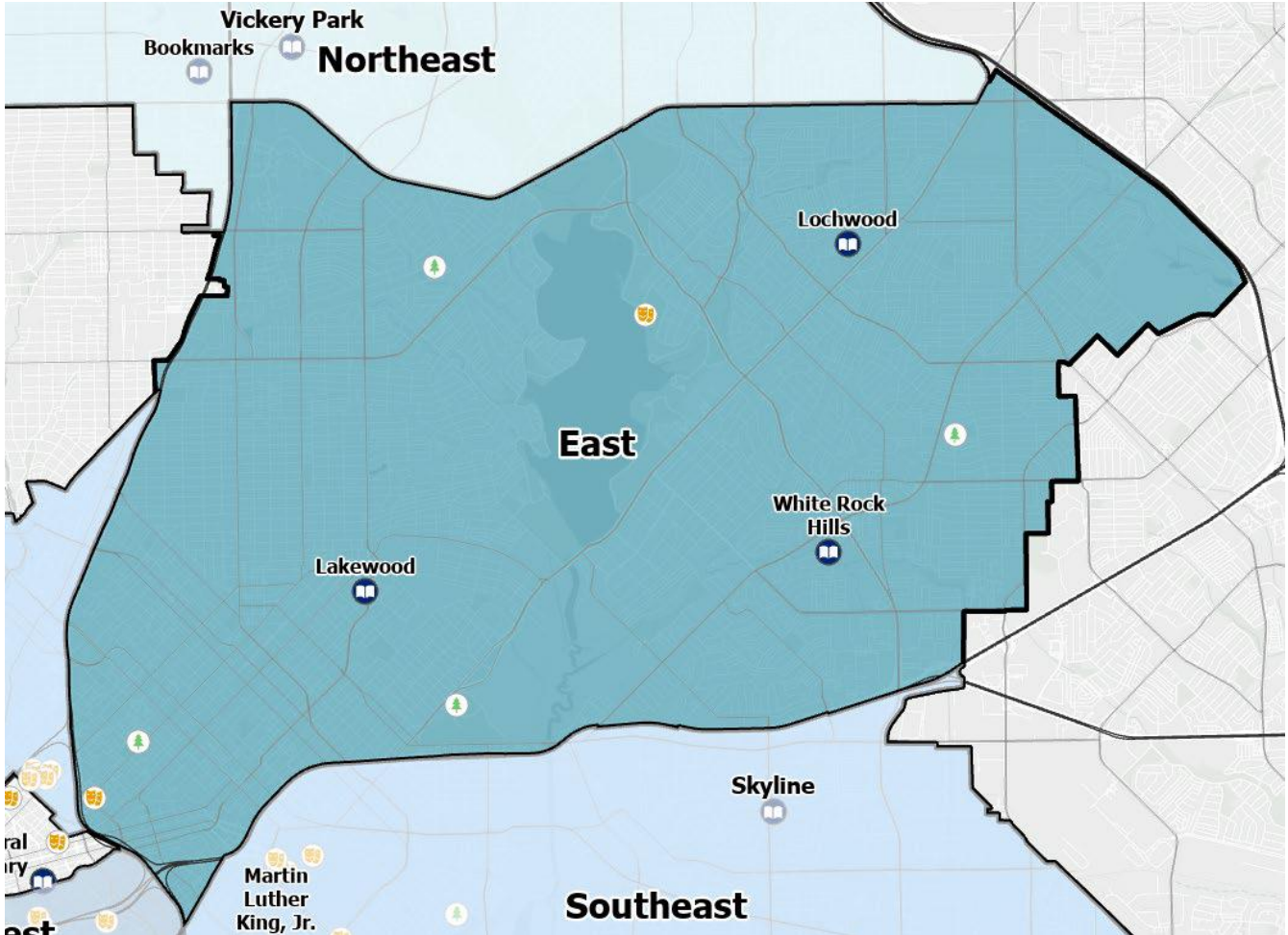
 Community or Cultural Center

 Recreation Center

Roadways

 Highways

 Major Roads



North Area


LEGEND

 Library Area Boundary

Libraries

 Libraries

City Centers

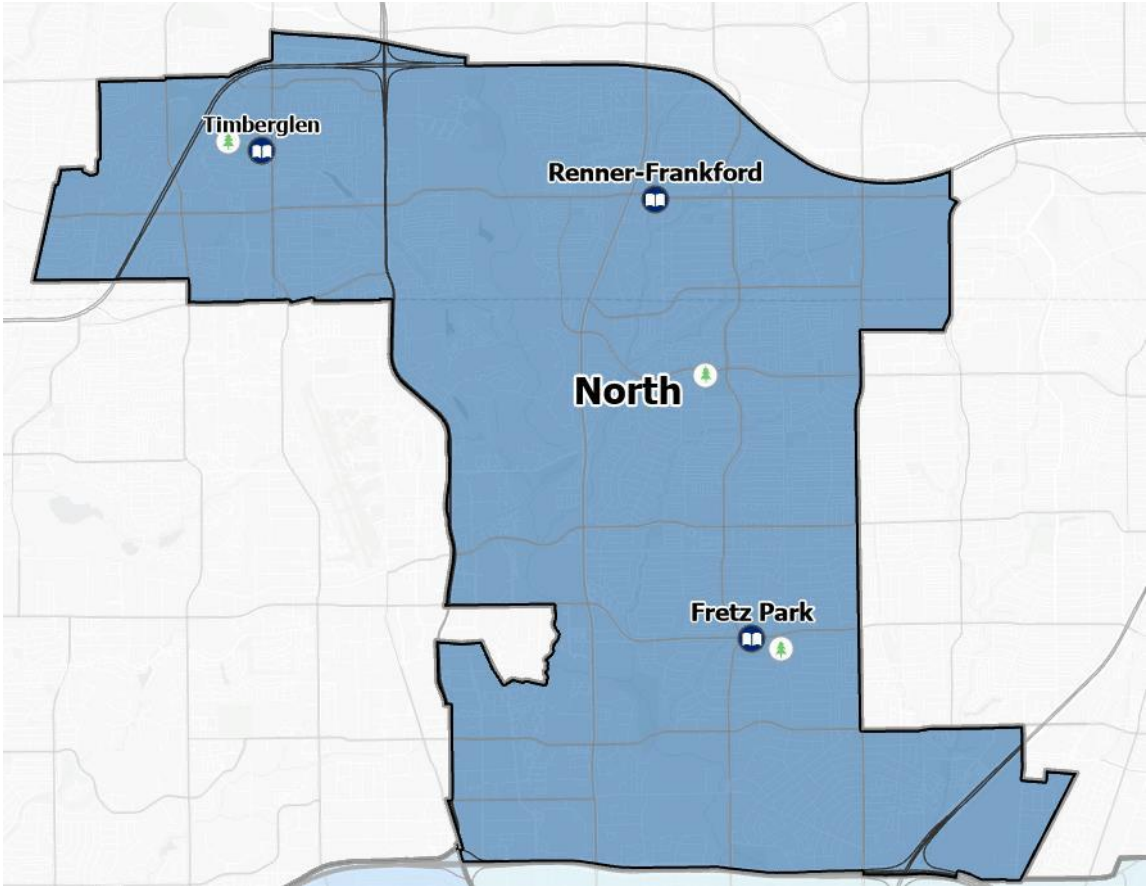
 Community or Cultural Center

 Recreation Center

Roadways

 Highways

 Major Roads



Northeast Area


LEGEND

 Library Area Boundary

Libraries

 Libraries

City Centers

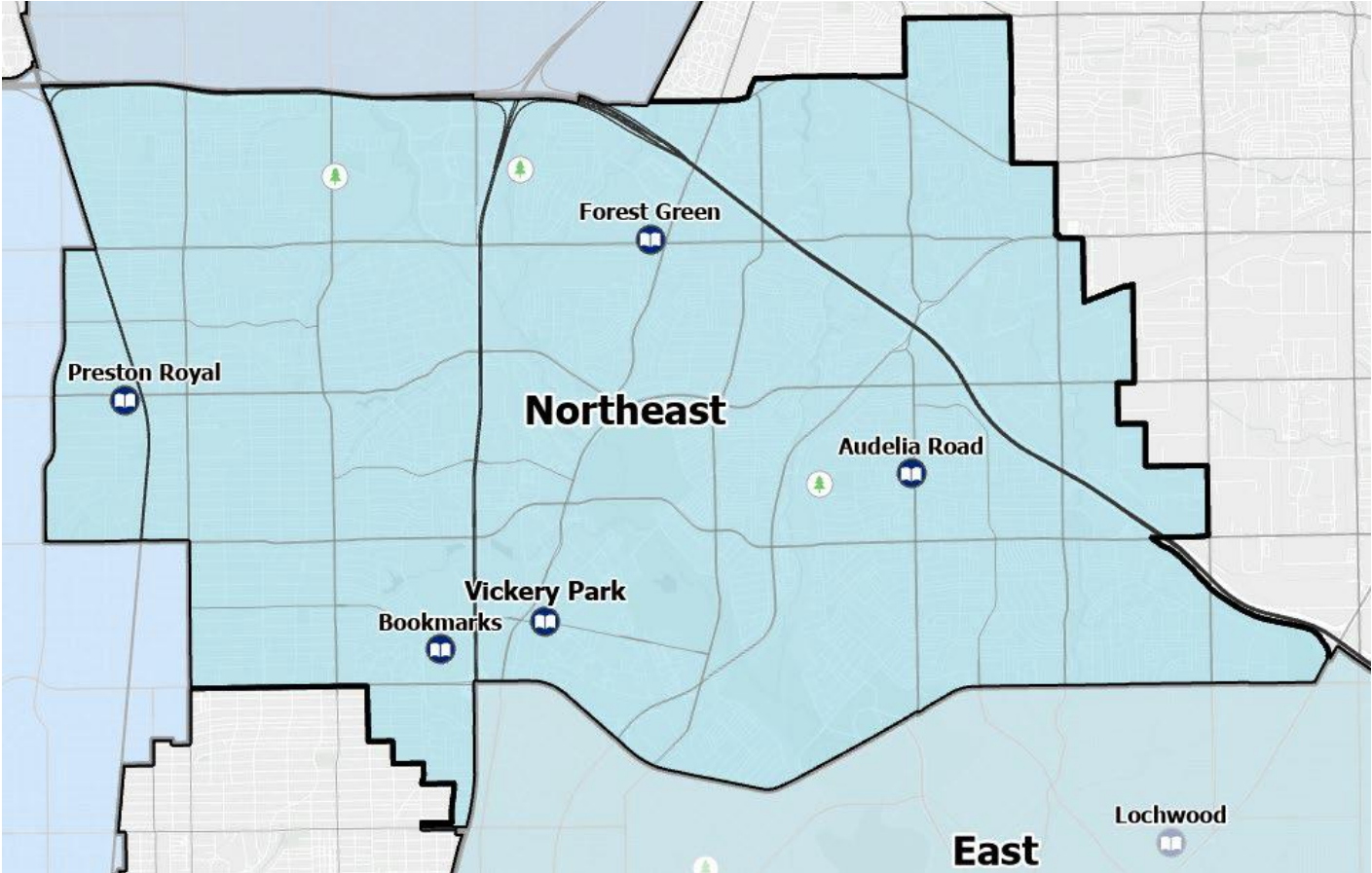
 Community or Cultural Center

 Recreation Center

Roadways

 Highways

 Major Roads



Northwest Area


LEGEND

 Library Area Boundary

Libraries

 Libraries

City Centers

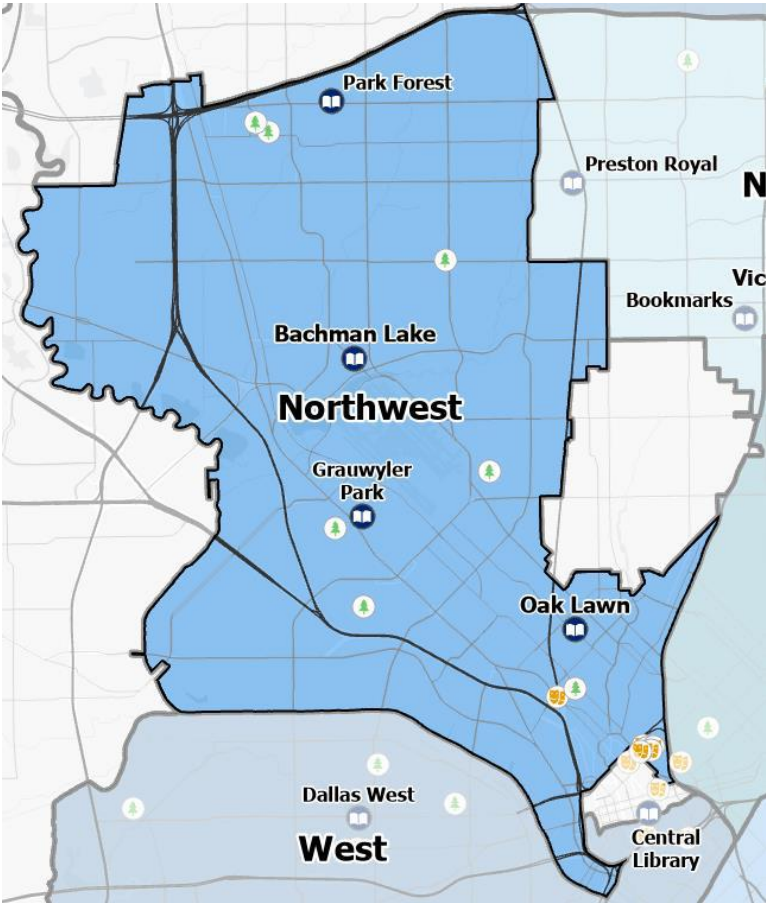
 Community or Cultural Center

 Recreation Center

Roadways

 Highways

 Major Roads



Southeast Area


LEGEND

 Library Area Boundary

Libraries

 Libraries

City Centers

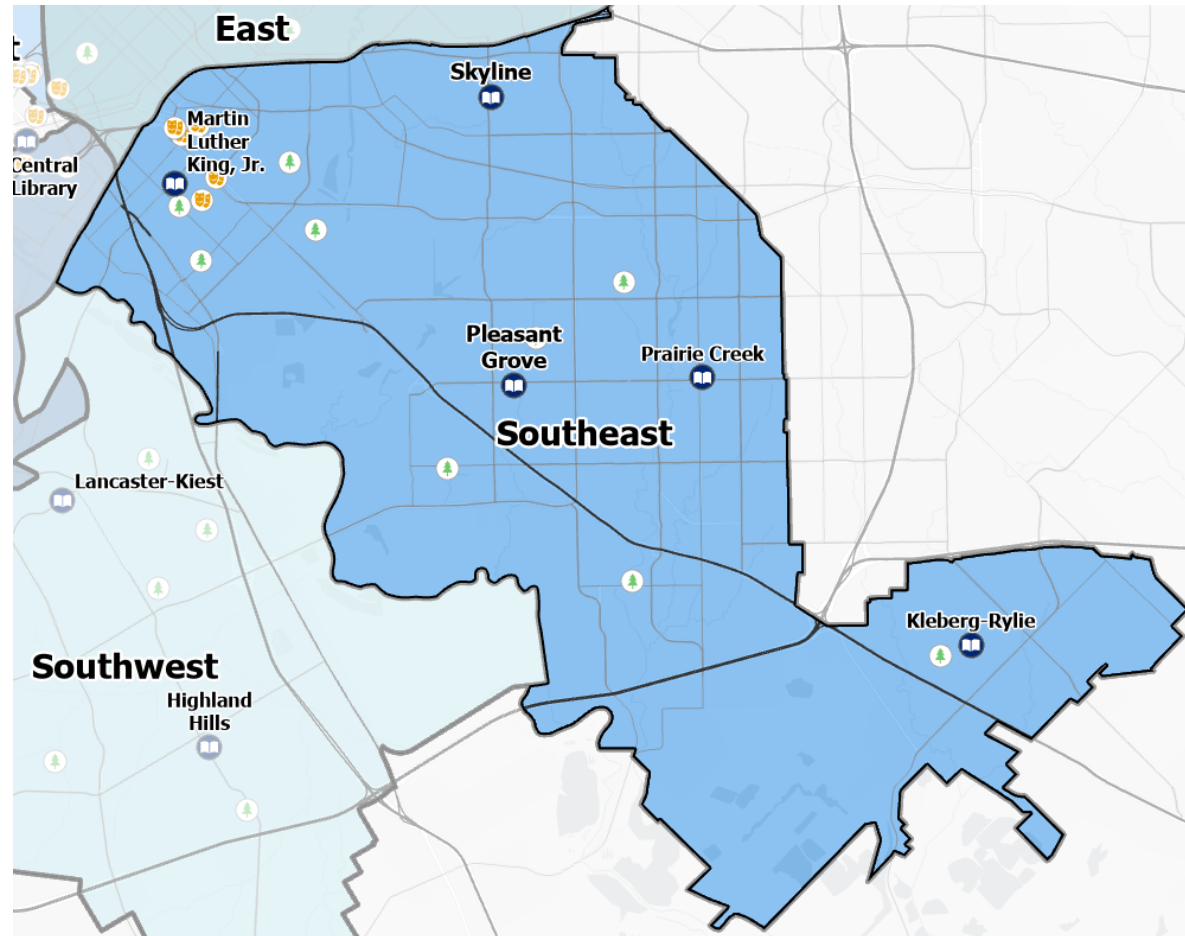
 Community or Cultural Center

 Recreation Center

Roadways

 Highways

 Major Roads



Southwest Area


LEGEND


 Library Area Boundary

Libraries

 Libraries

City Centers

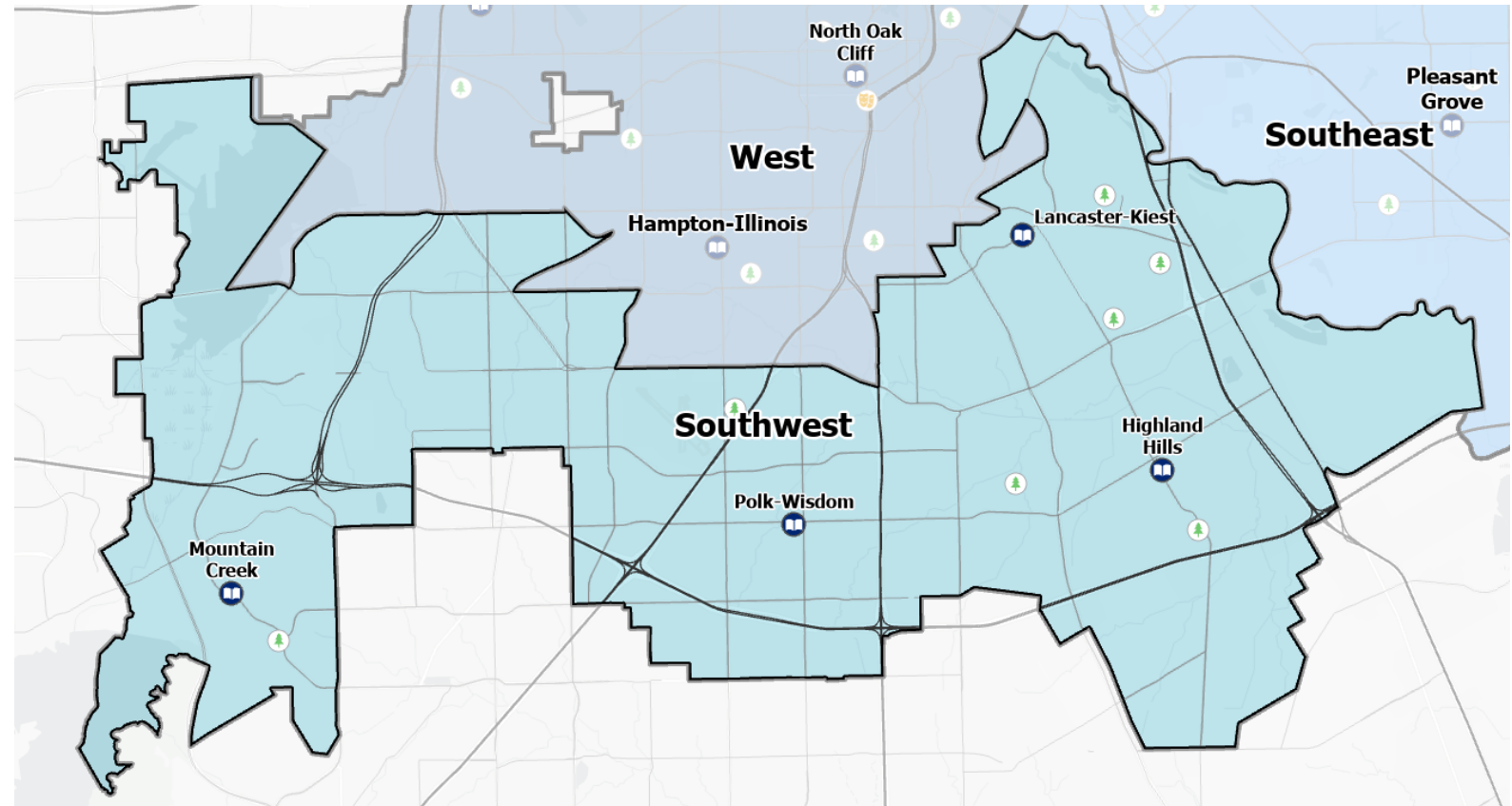
 Community or Cultural Center

 Recreation Center

Roadways

 Highways

 Major Roads



West Area


LEGEND

 Library Area Boundary

Libraries

 Libraries

City Centers

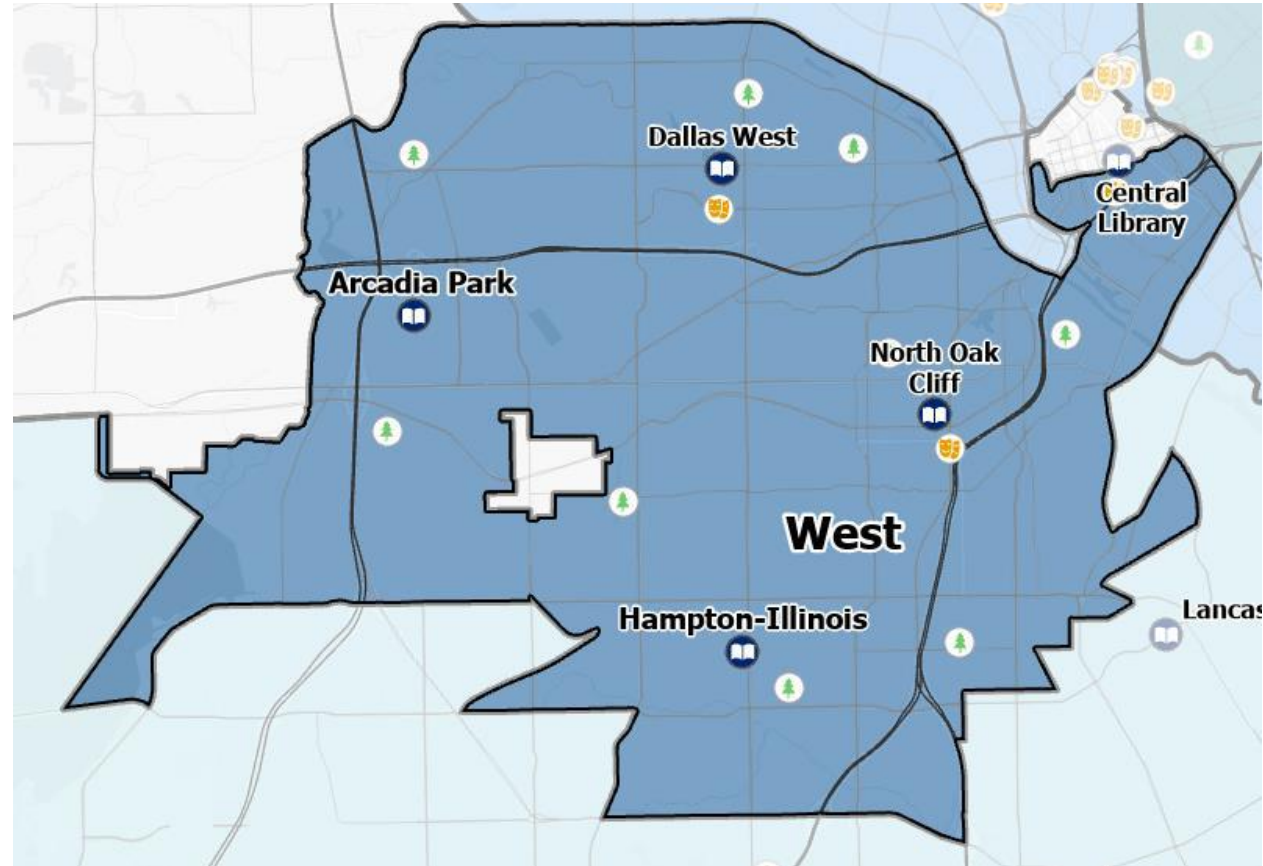
 Community or Cultural Center

 Recreation Center

Roadways

 Highways

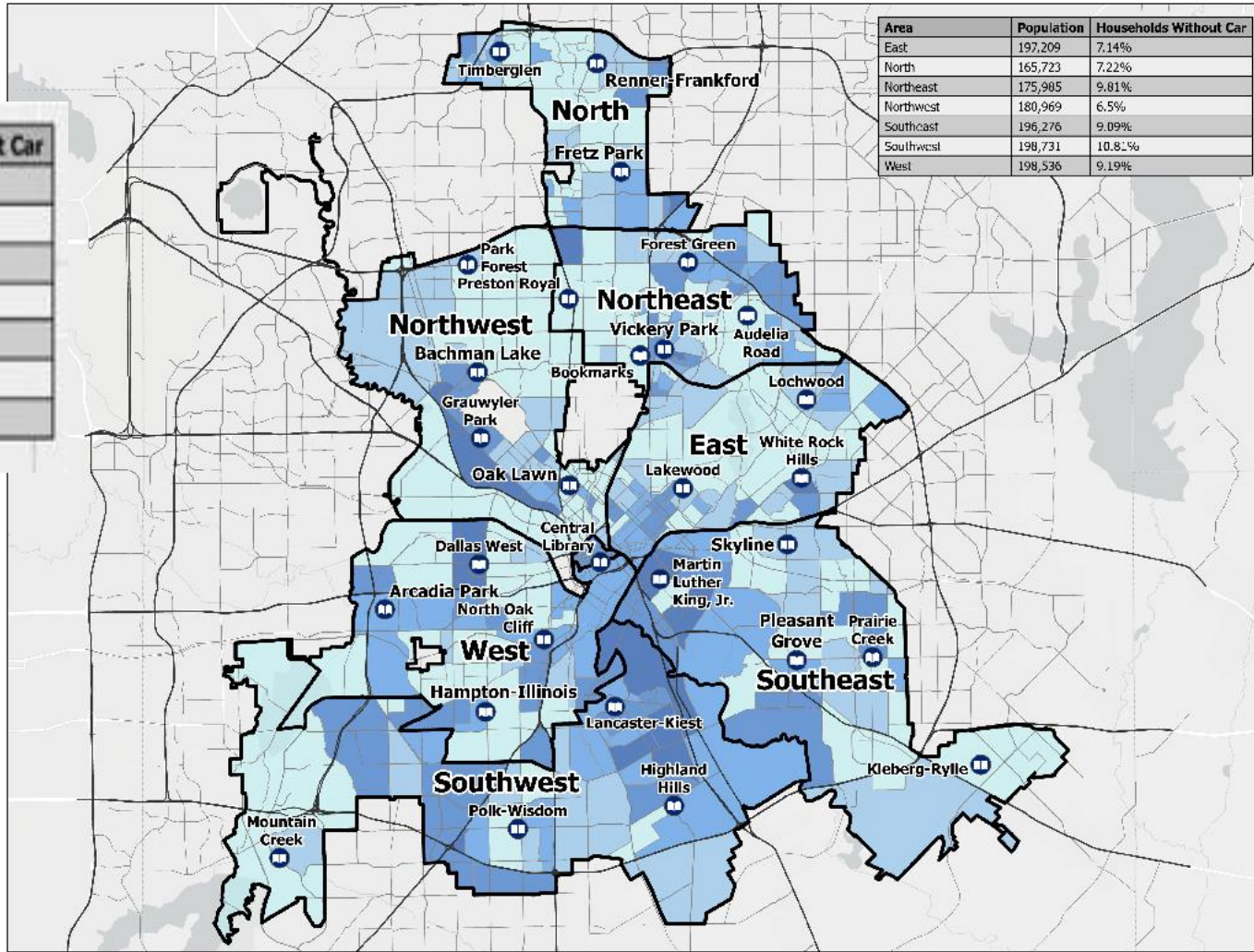
 Major Roads



Transportation Overlay

Area	Population	Households Without Car
East	197,209	7.14%
North	165,723	7.22%
Northeast	175,985	9.81%
Northwest	180,969	6.5%
Southeast	196,276	9.09%
Southwest	198,731	10.81%
West	198,536	9.19%

Area	Population	Households Without Car
East	197,209	7.14%
North	165,723	7.22%
Northeast	175,985	9.81%
Northwest	180,969	6.5%
Southeast	196,276	9.09%
Southwest	198,731	10.81%
West	198,536	9.19%



Legend

- Library Area Boundary
- Libraries**
- Libraries
- Roadways**
- Highways
- Major Roads
- Percent of Households with No Vehicle Available**
- Less than 5%
- 5% - 10%
- 10% - 15%
- 15% - 25%
- More than 25%

City of Dallas

Vehicle Access in Dallas

Libraries and Library Areas

LEGEND

- Library Area Boundary
- Libraries**
- Libraries
- Roadways**
- Highways
- Major Roads
- Percent of Households with No Vehicle Available**
- Less than 5%
- 5% - 10%
- 10% - 15%
- 15% - 25%
- More than 25%

Data Sources:
 Library Count does not include Central, Bookmarks, or Skillman-Southeastern Libraries, Flagship, Central, and Bookmark Libraries are excluded from the rankings.
 Population Data: U.S. Census Bureau ACS 2023 data

Scale: 0 1 2 3 4 5 Miles

Disclaimer:
 The City of Dallas is not responsible for any errors or omissions in this report. The City of Dallas is not responsible for any damages, including but not limited to, direct, indirect, or consequential damages, arising from the use of this report. The City of Dallas is not responsible for any damages, including but not limited to, direct, indirect, or consequential damages, arising from the use of this report. The City of Dallas is not responsible for any damages, including but not limited to, direct, indirect, or consequential damages, arising from the use of this report.

City of Dallas

This map indicates the percentage of households with cars in each area.

Additional resources offered at library branches to be considered

- County polling locations: 11 for early voting, 12 election day (changes every election)
- Free Summer lunch sites: 19 locations
- Free afterschool snack sites: 13 locations
- Park & Recreation summer camp sites: 11 locations
- Dallas ISD library partnership: 2 locations
- Black Box Theater: 5 locations
- Unique collections
- Unique offerings, such as music classes, fiber arts resources, early literacy kits: all locations
- Friends of the Library branch group: 10 locations (2 more in progress)
- Partnerships, such as tax help, non-profit resource tables: all locations
- Part of a city complex of buildings: 2 locations
- Free WiFi access in parking lots: 4 locations

Library Branches with Friends of the Library groups

Audelia Road

Hampton-Illinois

Lakewood

Lochwood

Oak Lawn

North Oak Cliff

Park Forest

Preston Royal

Renner Frankford

White Rock Hills

In progress:

Vickery Park

Fretz Park



Revenue Consideration

Charge for Central Library parking

- Would require capital dollars and possibly a contract
- Would impact staff

Increase cost for Interlibrary Loan

- Currently charge \$3/request
- Propose increase to \$5 (capped at \$5.11 by the Texas State Library and Archives)
- Last year, 958 items were borrowed through ILL

Charge for notary services (6 locations)

- Currently free
- Propose increasing to amount allowed by Texas law (vary per transaction \$1-\$10)
- July 2025-March, 2026: 1,703 transactions

Open passport office(s) in areas that need additional hours that a post office cannot provide

- Would require going through a process with the State Department for approval and certification
- Additional staff duties

Increase meeting room rates and charge other city departments

- Currently bring in about \$30,000/year but it is unclear if raising the rates would bring in more reservations or fewer

Considerations Summary

- There is a reason communities do not want to lose their libraries—all library branches have significance to the people they serve
- Non-quantitative reasons are more difficult to incorporate into data-driven recommendation framework
- Public libraries have not been historically designed to supplement operating dollars with revenue. Additionally, the Library does not receive any revenue it collects.



Policy Considerations

Policy Considerations

	#1: Regional Model (presented in 1/2026)	#2: Flagship Model	#3: No closures/ no Flagships
Flagships	5	5	None
Neighborhood Branches	19	23	28

Questions?



**SERVICE
FIRST,
NOW!**

Manya Shorr


Library Director

Dallas Public Library

Dallas Public Library Update

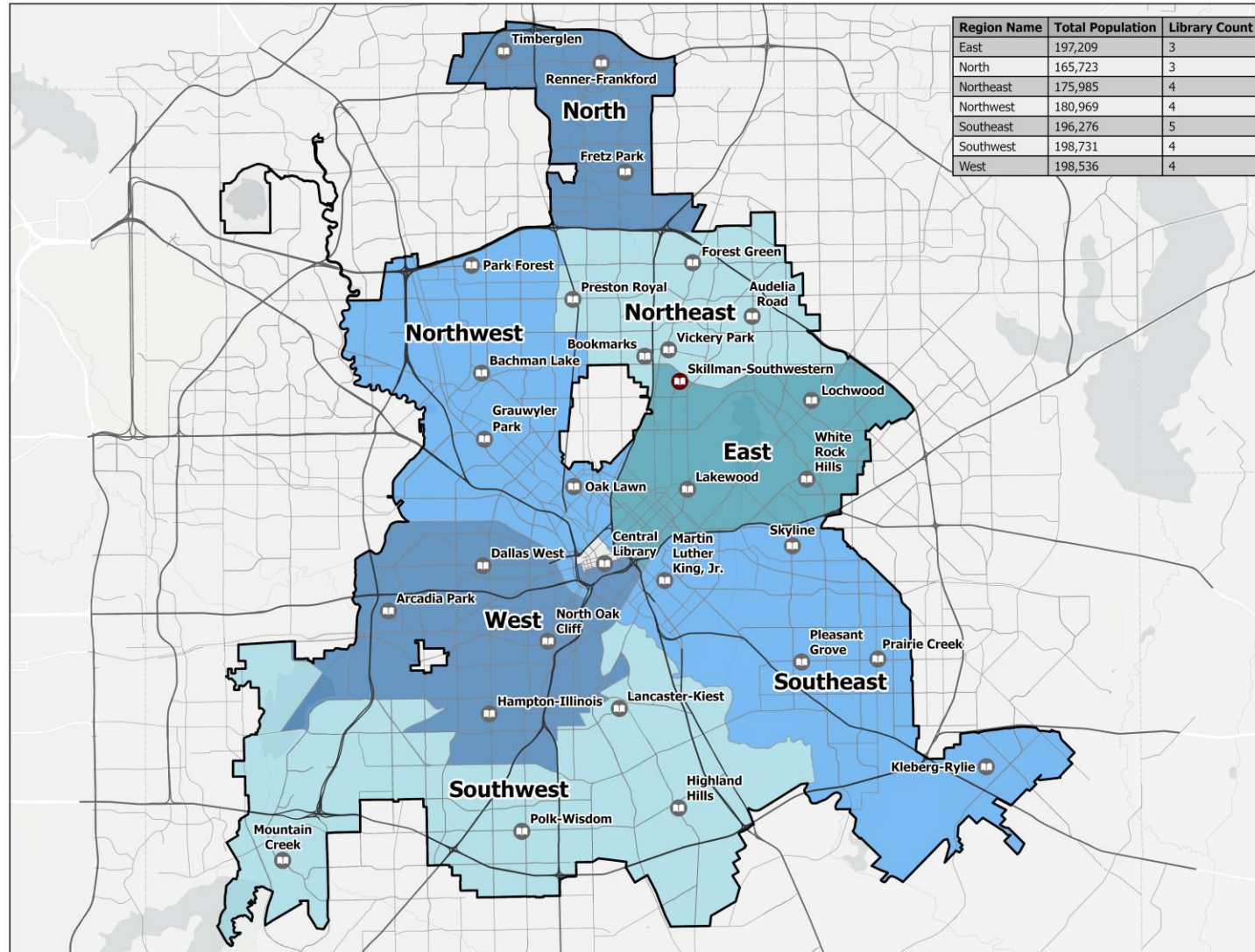
Quality of Life, Arts, and Culture

April 20, 2026



Appendix

Areas



LEGEND

□ Dallas Boundary

Libraries

■ Library

● Closed Library

Roadways

— Highways

— Major Roads

Regions

East

North

Northeast

Northwest

Southeast

Southwest

West

Library Count does not include Central, Bookmarks, or Skillman-Southwestern Libraries. Flagship, Central, and Bookmark Libraries are excluded from the rankings.

Population totals:
U.S. Census Bureau ACS 2023 data



DISCLAIMER
The City of Dallas makes no representation of any kind, including, but not limited to, warranties of merchantability or fitness for a particular purpose or use, nor are any such warranties to be implied with respect to the information, data or services furnished herein. In no event shall the City of Dallas, nor its employees, officers or agents become liable to users of the data, information or services provided herein, or to any other party, for any loss or damage, consequential or otherwise, including but not limited to time, money or goodwill, arising from the use, operation or modification of the data or information, or for the failure to transmit a copy of any particular document.
USE OF THESE MATERIALS/DATA CONSTITUTES ACCEPTANCE OF THIS DISCLAIMER OF LIABILITY.
City of Dallas
2015-12-04

Date: Wednesday, January 7, 2026
Prepared By: Data Analytics and Business Intelligence

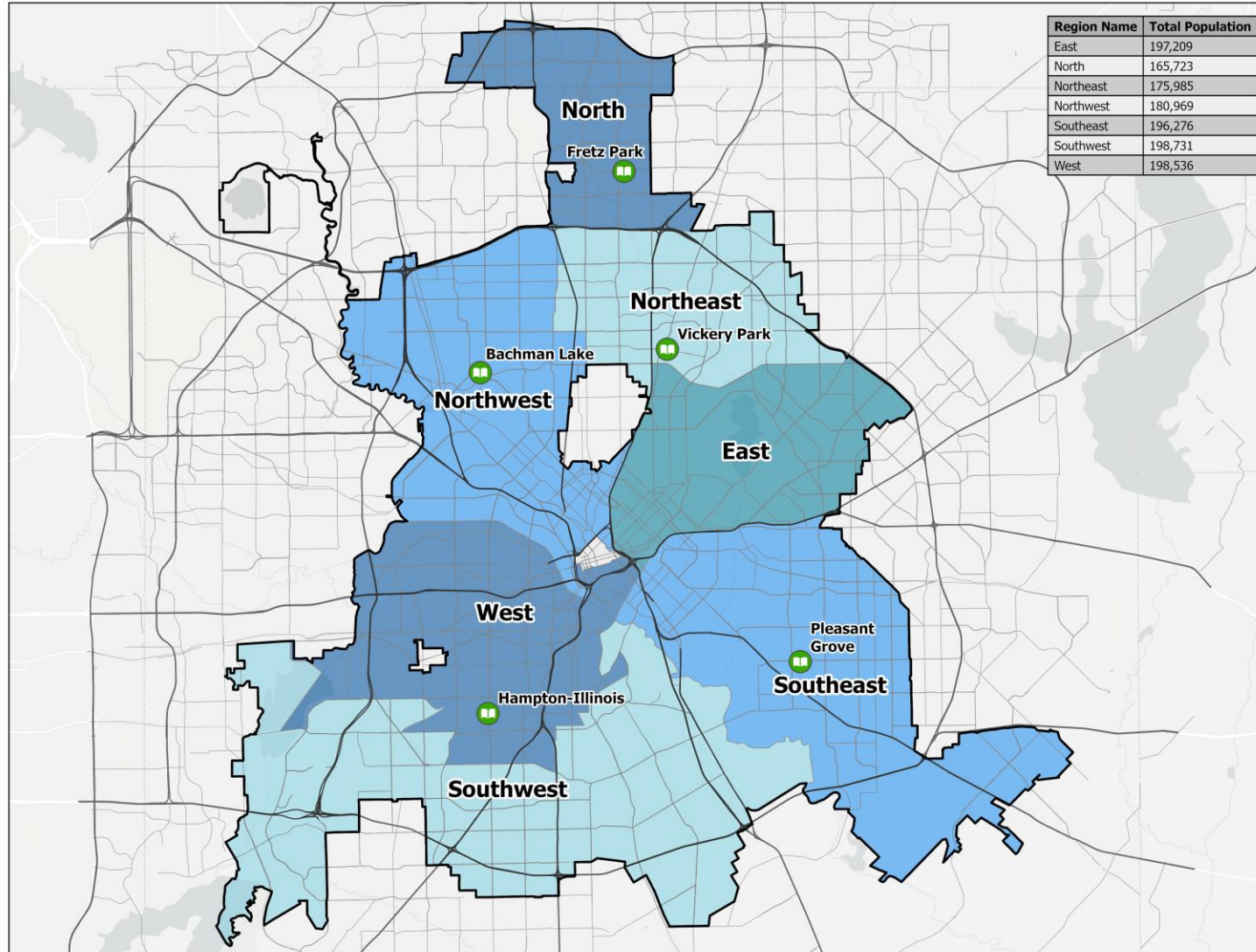


SERVICE FIRST, NOW!

Regional Model Framework

Element	Variable Name	Variable Description
Community Need (weight = 50%)	Median Household Income	Shows typical household income
	High School Completion – Population	Measures educational attainment
	Age Under 5 – Population	Indicates size of young children population
Library Usage (weight = 30%)	Checkouts	Count of borrowed items
	Computer Sessions	Measures public computer use
	Programs	Count of programs offered
	Program Attendance	Measures program participation
Library Coverage (weight = 20%)	Drivetime – 15 minutes	Shows residents reachable within 15 minutes
	Area (square footage)	Represents library building size

Flagships



Region Name	Total Population
East	197,209
North	165,723
Northeast	175,985
Northwest	180,969
Southeast	196,276
Southwest	198,731
West	198,536



City of Dallas

Library Flagship Map

Library Regions and Flagship Libraries

LEGEND

- Dallas Boundary
- Libraries**
 - Flagship Library
- Roadways**
 - Highways
 - Major Roads
- Regions**
 - East
 - North
 - Northeast
 - Northwest
 - Southeast
 - Southwest
 - West

Library Count does not include Central, Bookmarks, or Skillman-Southwestern Libraries. Flagship, Central, and Bookmark Libraries are excluded from the rankings.

Population totals:
U.S. Census Bureau ACS 2023 data




DISCLAIMER
The City of Dallas makes no representation of any kind, including, but not limited to, warranties of merchantability or fitness for a particular purpose or use, nor are any such warranties to be implied with respect to the information, data or services furnished herein. In no event shall the City of Dallas, nor its employees, officers or agents become liable to users of the data, information or services provided herein, or to any other party, for any loss or damage, consequential or otherwise, including but not limited to time, money or goodwill, arising from the use, operation or modification of the data or information, or for the failure to transmit a copy of any particular document.

USE OF THESE MATERIALS/DATA CONSTITUTES ACCEPTANCE OF THIS DISCLAIMER OF LIABILITY
City of Dallas
2015-12-04

Date: Wednesday, January 7, 2026
Prepared By: Data Analytics and Business Intelligence

Library Assessment – Proposed Regional Model

Community Need Model <i>(Community Need * 50% + Library Usage * 30% + Library Coverage * 20%)</i>		
Region	Library Name	Rank
North	Fretz Park	Flagship
	Timbergen	1
	Renner Frankford	2
Northwest	Bachman Lake	Flagship
	Grauwlyer Park	1
	Park Forest	2
Northeast	Oak Lawn	3
	Vickery Park	Flagship
	Audelia Road	1
East	Forest Green	2
	Preston Royal	3
	Lochwood	1
	White Rock Hills	2
West	Skillman Southwestern	3
	Lakewood	4
	Hampton-Illinois	Flagship
Southeast	Dallas West	1
	Arcadia Park	2
	North Oak Cliff	3
	Pleasant Grove	Flagship
Southwest	Prairie Creek	1
	Martin Luther King Jr.	2
	Kleberg-Rylie	3
	Skyline	4
Southwest	Lancaster-Kiest	1
	Highland Hills	2
	Polk-Wisdom	3
	Mountain Creek	4

Flagship Libraries
1→5 FY26/27
5→7 FY27/28*

*Subject to budget development

Legend: **Flagship** | **Bond Funding** | **Closed** | **Recommend to Close**

Library Meeting Room fees

Locations and Fees (fee increments are 1-2hrs/2-4hrs/4+hrs)

<input type="checkbox"/> Central Library		
	<u>Nonprofit</u>	<u>Profit/Indiv.</u>
<input type="checkbox"/> Auditorium	\$100/140/180	\$225/250/400
<input type="checkbox"/> Community Showcase	\$100/140/180	\$200/225/400
<input type="checkbox"/> Hamon Training Room	\$50/60/70	\$175/200/250
<input type="checkbox"/> 6 th Floor Classroom(s)	\$50/60/70	\$175/200/250
<input type="checkbox"/> O'Hara Hall	\$100/140/180	\$200/225/400
<input type="checkbox"/> McDermott Rooms	\$50/60/70	\$175/200/250
<input type="checkbox"/> Norma & Don Stone Room	\$50/60/70	\$175/200/250

<input type="checkbox"/> Branch Library *		
	<u>Nonprofit</u>	<u>Profit/Indiv.</u>
<input type="checkbox"/> Auditorium	\$30/30/30	\$30/30/30
<input type="checkbox"/> Black Box	\$30/30/30	\$30/30/30
<input type="checkbox"/> Conference/Classroom	\$30/30/30	\$30/30/30

Community Survey Results

<https://supportdpl.org/resident-feedback>