

Memorandum



CITY OF DALLAS

DATE May 9, 2025

Honorable Members of the Public Safety Committee

TO Cara Mendelsohn (Chair), Kathy Stewart (Vice Chair), Tennell Atkins, Jesse Moreno,
Gay Donnell Willis

SUBJECT **Dallas Fire-Rescue's Public Safety Dashboard for April 2024**

Dallas Fire-Rescue (DFR) had 23,257 dispatched incidents for the month of April, which is a decrease from the 25,005 in March. As you are aware, DFR has a stated goal of 90% achievement for the metrics of EMS response within 9 minutes and Structure Fire Response within 5:20. While DFR failed to reach that goal for EMS (86%), we once again exceeded it for Fire response (100%).

We had 4 significant fires for the month of April, down from the 11 we had in March. Inspection activity increased from March (4,468 from 3,962). Our rescue unit hours of utilization (UHU) numbers decreased to 33.6% for Frontline units.

We currently have 271 recruits in various stages of Training that are scheduled to be assigned to the field between February 2025 and January 2026.

For your quick reference, you can access DFR's Dashboard using the following link:
[DFR Executive Summary for April 2025](#).

We welcome feedback and suggestions for improvement. Please continue to explore the dashboard and let us know if you have any questions or would like to see any changes/additions. Feel free to contact Fire Chief Justin Ball at justin.ball@dallasfire.gov.

Dominique Artis
Chief of Public Safety
[Attachment]

c: Kimberly Bizer Tolbert, City Manager
Tammy Palomino, City Attorney
Mark Swann, City Auditor
Billerae Johnson, City Secretary
Preston Robinson, Administrative Judge
Dev Rastogi, Assistant City Manager
M. Elizabeth (Liz) Cedillo-Pereira, Assistant City Manager

Alina Ciocan, Assistant City Manager
Donzell Gipson, Assistant City Manager
Robin Bentley, Assistant City Manager
Jack Ireland, Chief Financial Officer
Elizabeth Saab, Chief of Strategy, Engagement, and Alignment (I)
Directors and Assistant Directors



DFR Executive Summary for Month Ending: April 2025

95,201

Total 911 DFR Incidents
Incidentes totales de 911 DFR

86%

Medical Responses within 9 minutes
Respuestas médicas en 9 minutos o menos

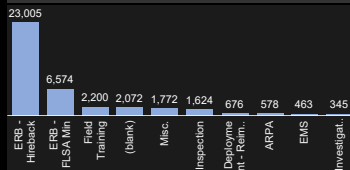
41%

Medical Responses within 5 minutes
Respuestas médicas en 5 minutos o menos

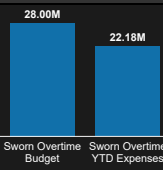
100%

Structure Fire Responses within 5 minutes, 20 seconds
Respuestas a incendios estructurales en 5 minutos, 20 segundos o menos

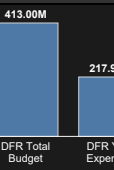
Overtime Hours Breakdown Categorías de Horas Extras Trabajadas



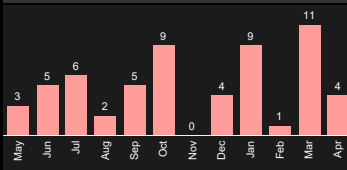
Sworn Overtime Porpuesto de Horas Extras



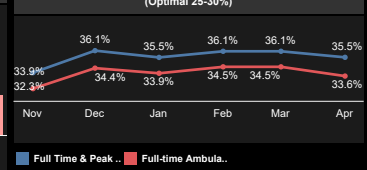
Total Budget* Presupuesto



Significant Fires Incendios Significativos por Mes



Ambulance Unit Hour Utilization Rate Tasa de Utilización de Ambulancias (Optimal 25-30%)

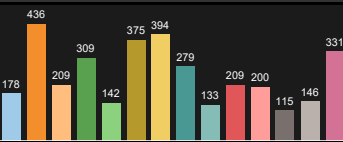


Sworn Staffing & Hiring Categorías de Personal

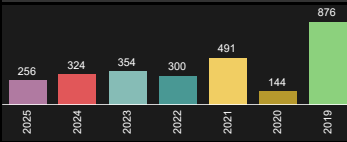
	2023	2024	2025
EMS & Emergency Respo..	1,600	1,642	1,737
Dispatch Comms & GIS	60	67	66
Fire Prevention & Inspecti..	93	112	112
Training & Recruitment	205	303	289
Arson Investigation EOD	25	24	23
Aircraft Rescue Fire Fight..	45	45	43
Total Staff	2,028	2,193	2,280

Number of Frontline Paramedics: 929
Total Number of Active Paramedics: 1,792

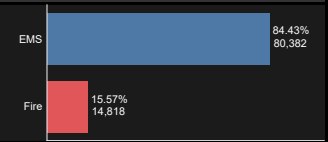
Incident Response Data by Council District Incidentes por Distrito del Concejo Municipal



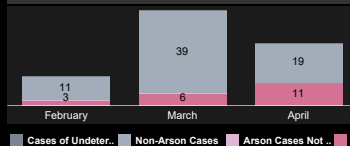
Smoke Detector Installs Instalaciones de Alarma de Humo



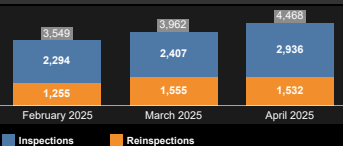
Fire Communications & Dispatch Despachos por Categorías de Incidente



Arson Investigations Case Breakdown Investigaciones de Indendio Provocado



Inspections & Re-Inspections Inspecciones de Estructuras



Academy Breakdown Información de la Academia

Status	Date Available	Current Head Count
In Progress	February 2025	54
	April 2025	47
	August 2025	56
	November 2025	53
	February 2026	29
	January 2026	32
Expected Total Head Count		271

Fleet Status Estatus de la Flota

Apparatus	Capaci..	Current	Repair	Order	Reserv..
Engine	58	58	17	5	1
Rescue	47	46	16	7	5
Squad	6	4	0	0	0
Truck	23	23	11	2	3

*Orders are deliveries expected by end of CY23
*Squads make up apparatus deficits

* YTD-Exp - Do Not Include Encumbrances. The dashboard was created by the Office of Data Analytics and Business Intelligence.