

Memorandum



CITY OF DALLAS

DATE September 9, 2024

Honorable Members of the Public Safety Committee
TO Cara Mendelsohn (Chair), Kathy Stewart (Vice Chair), Tennell Atkins, Jesse Moreno, Gay
Donnell Willis

SUBJECT **Dallas Fire-Rescue (DFR) Public Safety Dashboard - August 2024**

Dallas Fire-Rescue (DFR) had 24,708 dispatched incidents for the month of August, which represents a small increase from the 24,624 in July. As you are aware, DFR has a stated goal of 90% achievement for the metrics of EMS response within 9 minutes and Structure Fire Response within 5:20. While we again reached a success rate of 91% for the Structure Fire response metric, DFR failed to reach the EMS response goal in the month of August with a rate of 86%. We will continue to analyze data and adjust resources and strategies as necessary to achieve our target goals.

We had 2 significant fires for the month of August, down from the 6 we had in July. Inspection activity increased from July (4,861 from 4,668). Our rescue unit hours of utilization (UHU) numbers increased slightly to 36.0% for Frontline units.

We currently have 77 recruits in various stages of Training that are scheduled to be assigned to the field in October of this year and February of 2025.

For your quick reference, you can access DFR's Dashboard using the following link:
https://dallascitydata.dallascityhall.com/#/views/DFRDashboardwithExecutiveSummary_DRAFT/DFREXECUTIVESUMMARYFORMONTHENDING?:iid=1&:refresh=yes

We welcome feedback and suggestions for improvement. Please continue to explore the dashboard and let us know if you have any questions or would like to see any changes/additions. Feel free to contact interim Fire Chief Justin Ball at justin.ball@dallasfire.gov.

A handwritten signature in blue ink, appearing to read 'D. Artis'.

Dominique Artis
Chief of Public Safety (I)
[Attachment]

c: Kimberly Bizzor Tolbert, City Manager (I)
Tammy Palomino, City Attorney
Mark Swann, City Auditor
Billerae Johnson, City Secretary
Preston Robinson, Administrative Judge
Majed A. Al-Ghafry, Assistant City Manager
M. Elizabeth (Liz) Cedillo-Pereira, Assistant City Manager
Alina Ciocan, Assistant City Manager
Donzell Gipson, Assistant City Manager (I)
Robin Bentley, Assistant City Manager (I)
Jack Ireland, Chief Financial Officer
Elizabeth Saab, Chief of Strategy, Engagement and Alignment (I)
Directors and Assistant Directors



DFR Executive Summary for Month Ending: August 2024

192,921

Total 911 DFR Incidents
Incidentes totales de 911 DFR

86%

Medical Responses within 9 minutes
Respuestas médicas en 9 minutos o menos

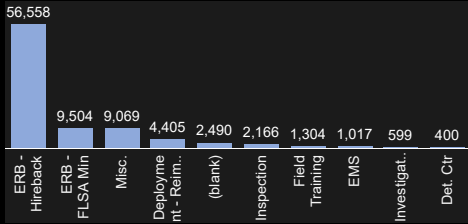
41%

Medical Responses within 5 minutes
Respuestas médicas en 5 minutos o menos

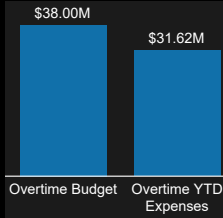
91%

Structure Fire Responses within 5 minutes, 20 seconds
Respuestas a incendios estructurales en 5 minutos, 20 segundos o menos

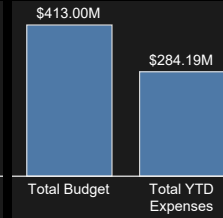
Overtime Hours Breakdown Categorías de Horas Extras Trabajadas



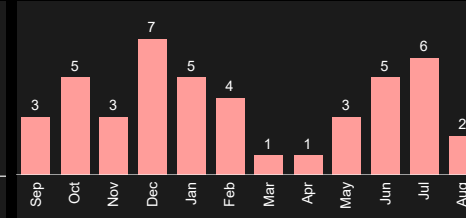
Sworn Overtime Porpuesto de Horas Extras



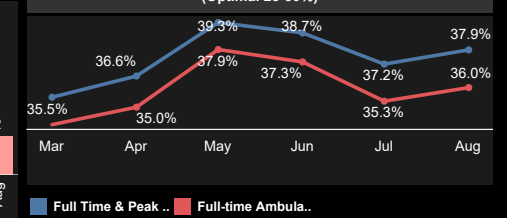
Total Budget* Presupuesto



Significant Fires Incendios Significativos por Mes



Ambulance Unit Hour Utilization Rate Tasa de Utilización de Ambulancias (Optimal 25-30%)

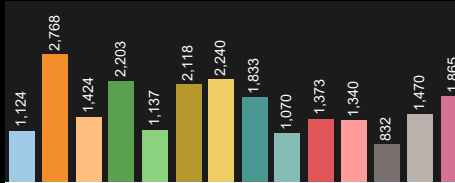


Sworn Staffing & Hiring Categorías de Personal

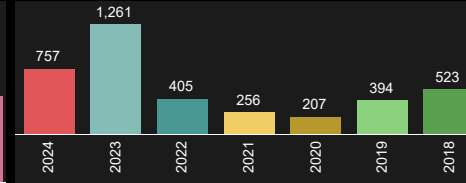
	2022	2023	2024
EMS & Emergency Respo..	1,598	1,625	1,675
Dispatch Comms & GIS	59	60	65
Fire Prevention & Inspecti..	95	88	112
Training & Recruitment	188	210	293
Arson Investigation EOD	27	26	24
Aircraft Rescue Fire Fight..	44	45	45
Total Staff	2,011	2,054	2,214

Number of Frontline Paramedics: 886
Total Number of Active Paramedics: 1,671

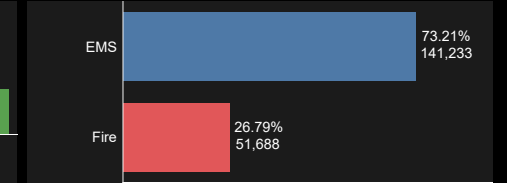
Incident Response Data by Council District Incidentes por Distrito del Concejo Municipal



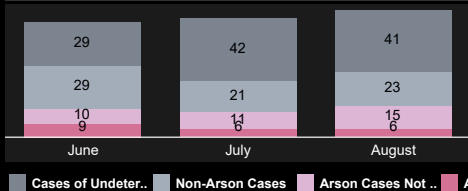
Smoke Detector Installs Instalaciones de Alarma de Humo



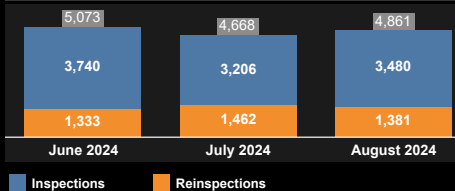
Fire Communications & Dispatch Despachos por Categorías de Incidente



Arson Investigations Case Breakdown Investigaciones de Indendio Provocado



Inspections & Re-Inspections Inspecciones de Estructuras



Academy Breakdown Información de la Academia

Class:	373	374	375	376
# of Trainees	20	20	18	19
Start Date	Mar-23	Mar-23	Jul-23	Jul-23
End Date	Apr-24	Apr-24	Sep-24	Sep-24
ERB Assigned	Oct-24	Oct-24	Feb-25	Feb-25

Fleet Status Estatus de la Flota

Apparatus	Capaci..	Current	Repair	Order	Reserv..
Engine	58	58	18	4	1
Rescue	47	47	17	34	3
Squad	6	6	0	0	2
Truck	23	23	9	2	4

*Orders are deliveries expected by end of CY23
*Squads make up apparatus deficits

* YTD-Exp - Do Not Include Encumbrances. The dashboard was created by the Office of Data Analytics and Business Intelligence.