



City of Dallas

Bond Programs Status Update

**City Council Briefing
November 4, 2020**

Majed Al-Ghafry, P. E., Assistant City Manager
City Manager's Office

Adriana Castaneda, Director
Office of Bond & Construction Management

Overview



- 2017 Bond Program
 - Background
 - Financial Status
 - Projects Status
 - Highlighted 2017 Bond Program Projects
 - Proposed FY2021, FY2022, and FY2023 Work Plans
- Prior Bond Programs
 - Financial Status
 - Highlighted Prior Bond Programs Projects
- Planning for the Next Bond Program



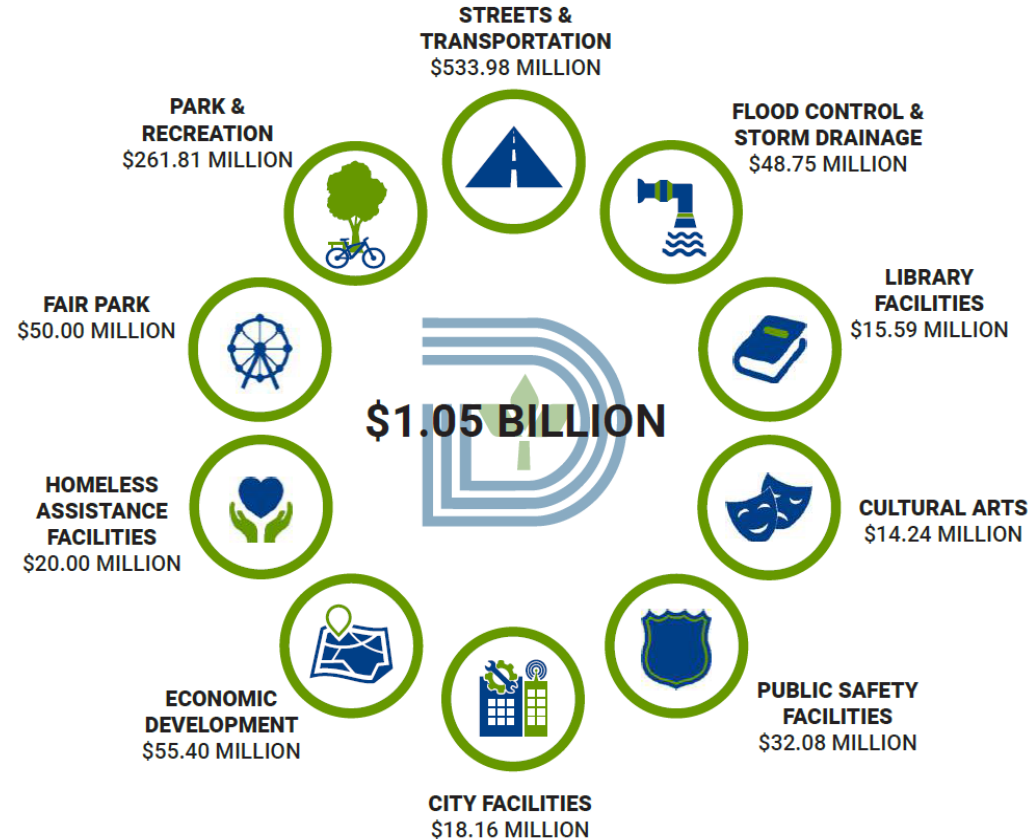
2017 Bond Program -Background



- On November 7, 2017, Dallas voters approved the 2017 Bond Program, with 10 propositions totaling \$1.05 Billion.
- The City Manager's Office committed to the citizens of Dallas to execute the 2017 Bond Program over a five-year period.
- Due to COVID-19, there was impact to the City's revenues and revisions to the City's budget were recommended.
- On June 10, 2020, the City Council approved a reduction to the 2017 Bond Program approved appropriations by \$132,583,043 FY20.
- The reduction caused the extension of the 2017 Bond Program to September 2023 (originally September 2022).



2017 Bond Program - Background



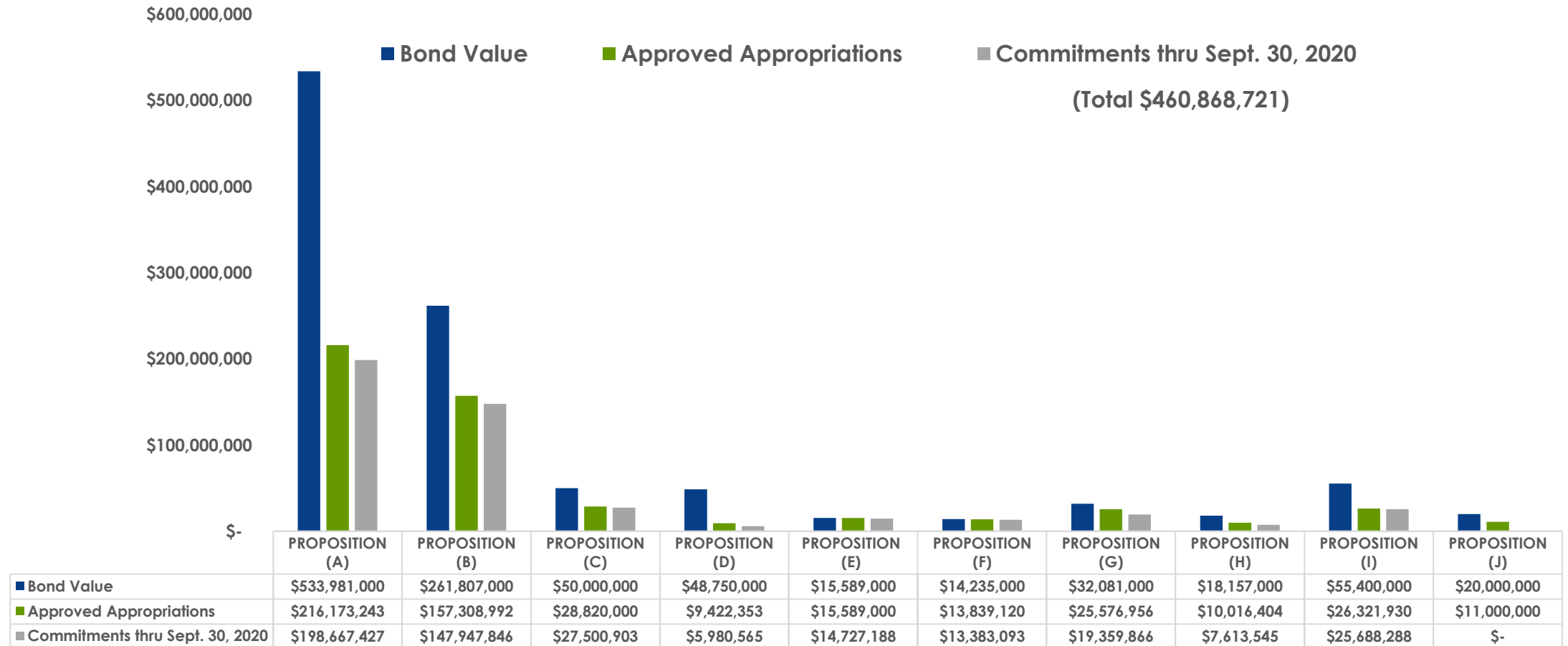
1,384 projects:

- A. Streets: 1,028 projects
- B. Parks: 189 projects
- C. Fair Park: 12 projects
- D. Flood Control: 84 projects
- E. Libraries: 3 projects
- F. Cultural Arts: 9 projects
- G. Public Safety: 42 projects
- H. City Facilities: 15 projects
- I. *Economic Development: TBD
- J. *Homeless Assistance: TBD

**Counted as a single project*



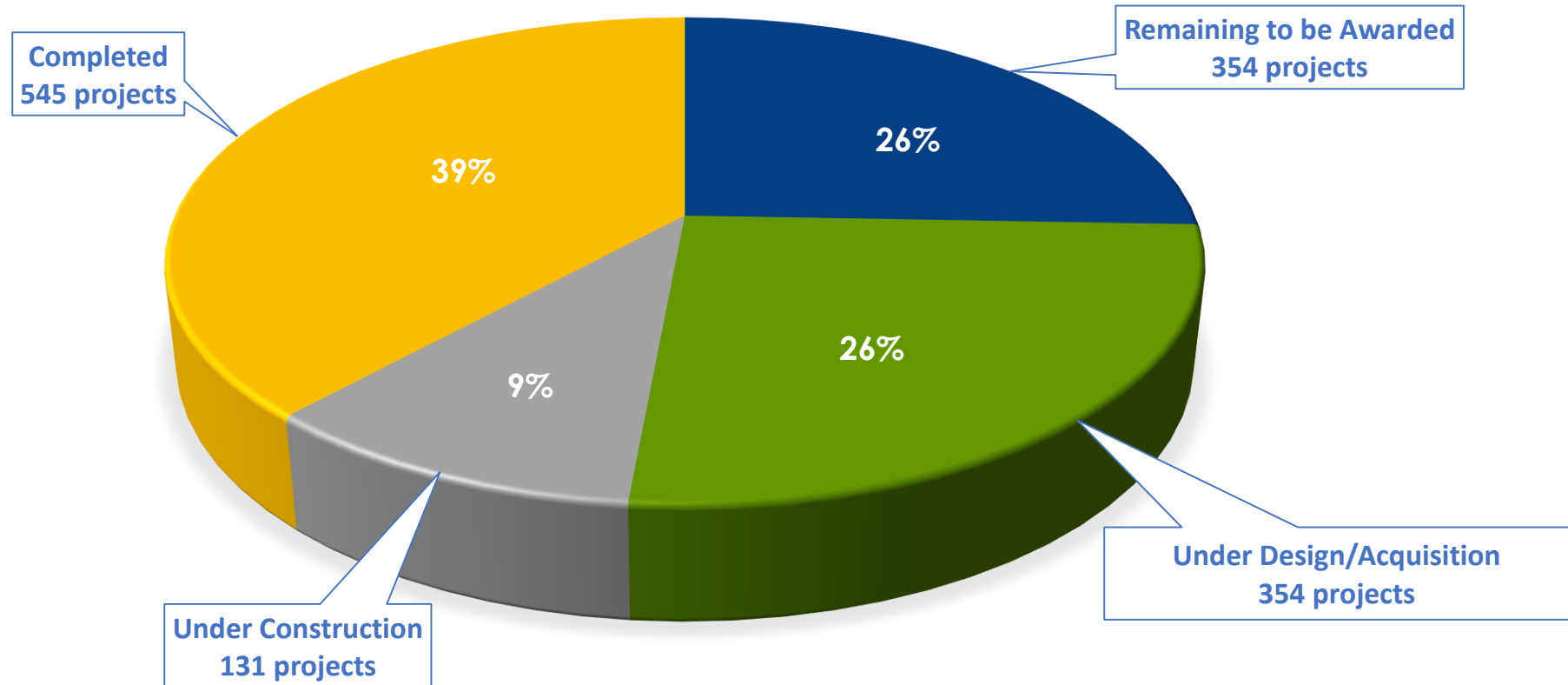
2017 Bond Program – Financial Status



Note: The bar graph above reflects the commitments recorded in the City's financial system of record, commitments recently approved by the City Council, and the 2017 project expenses that were transferred to the 2006/2012 Bond Programs.



2017 Bond Program – Project Status



Note: Project Status reflects the activity of the \$1.05 Billion authorization as approved by the Dallas voters.



2017 Bond Program –Project Status

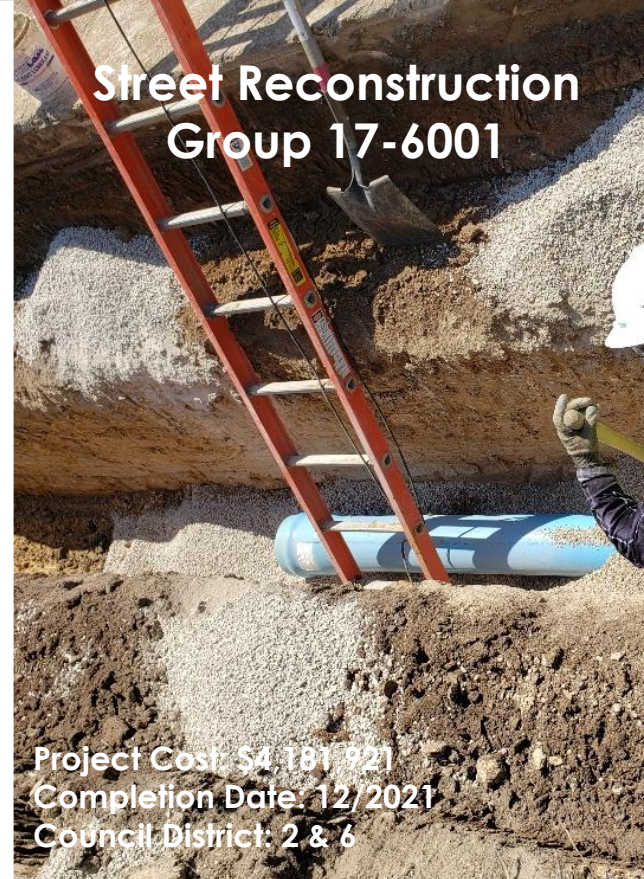



PROPOSITION	COMPLETED PROJECTS	UNDER CONSTRUCTION	UNDER DESIGN/ACQUISITION	REMAINING TO BE AWARDED
PROPOSITION A	487	76	247	218
PROPOSITION B	26	29	45	89
PROPOSITION C	2	5	0	5
PROPOSITION D	3	0	60	21
PROPOSITION E	0	3	0	0
PROPOSITION F	2	6	0	1
PROPOSITION G	21	5	2	14
PROPOSITION H	4	6	0	5
PROPOSITION I	0	1	0	0
PROPOSITION J	0	0	0	1
Total	545	131	354	354

Note: Project Status reflects the activity of the \$1.05 Billion authorization as approved by the Dallas voters.



Highlighted 2017 Bond Program Projects



Proposition A (Streets and Transportation)



Willow Lane Sidewalk Improvements

Project Cost: \$686,000
Completion Date: 5/2020
Council District: 11

Proposition B (Park and Recreation)

Singing Hills Recreation Center

Project Cost: \$8,611,136
Completion Date: 12/2020
Council District: 8





Harry Stone Aquatic Center
Project Cost: \$5,600,000
Completion Date: 12/2020
Council District: 9



Bahama Beach Aquatic Center
Project Cost: \$7,130,000
Completion Date: 1/2021
Council District: 3



Kleberg Park Sprayground
Project Cost: \$1,770,000
Completion Date: 9/2019
Council District: 8



Exline Aquatic Center
Project Cost: \$5,100,000
Completion Date: 11/2020
Council District: 7



Timberglen Park Sprayground
Project Cost: \$1,820,000
Completion Date: 5/2019
Council District: 12



Tietze Aquatic Center
Project Cost: \$4,750,000
Completion Date: 5/2019
Council District: 14



Nash-Davis Park Sprayground
Project Cost: \$1,790,000
Completion Date: 6/2019
Council District: 6



Willie B. Johnson Recreation Center

Project Cost: \$8,014,500
Completion Date: 6/2021
Council District: 10

Hall of State

Project Cost: \$14,501,783
Completion Date: 12/2020
Council District: Systemwide



Coliseum

Project Cost: \$12,392,606
Completion Date: 2/2021
Council District: Systemwide



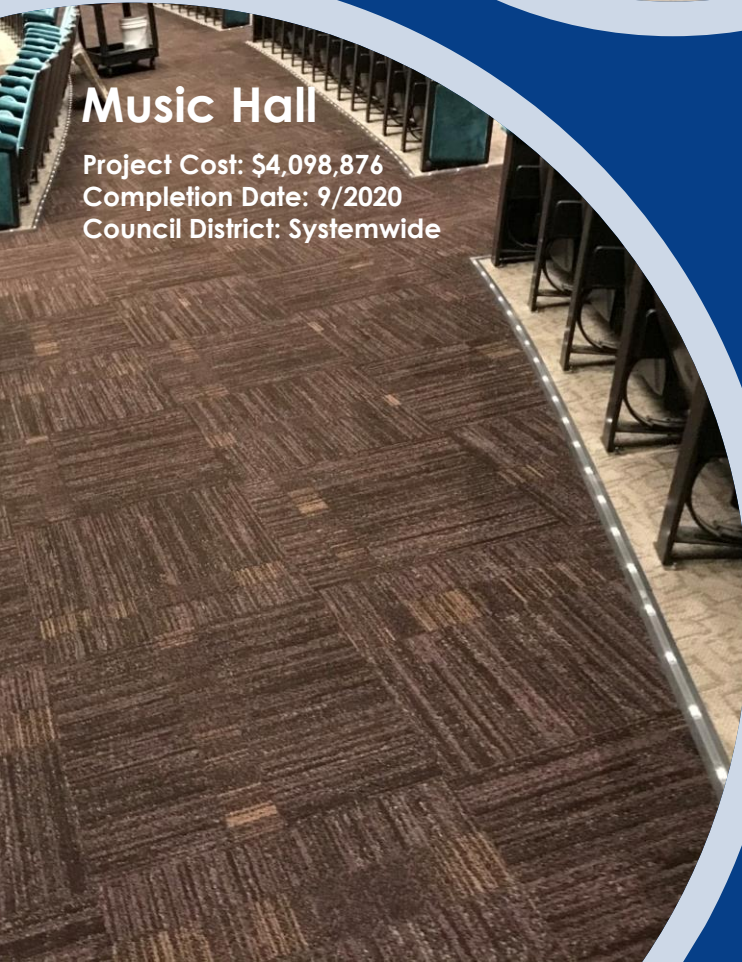
Aquarium Annex

Project Cost: \$640,327
Completion Date: 9/2019
Council District: Systemwide



Music Hall

Project Cost: \$4,098,876
Completion Date: 9/2020
Council District: Systemwide



Proposition C (Fair Park)

African American Museum

Project Cost: \$1,999,362
Completion Date: 9/2020
Council District: Systemwide



Proposition D (Flood and Drainage)



Wynnewood Village Drainage Improvements

Project Cost: \$2.4 Million
Completion Date: 2/2020
Council District: 1



Proposition E (Libraries)

Forest Green Branch Library

Project Cost: \$7,225,321
Completion Date: 3/2021
Council District: 10



Vickery Park Branch Library

Project Cost: \$7,436,065

Completion Date: 11/2020

Council District: 13

Dallas Heritage

Project Cost: \$257,773
Completion Date: 5/2020
Council District: 2




Bath House Cultural Center

Project Cost: \$1,412,556
Completion Date: 12/2020
Council District: 9



Proposition F (Cultural Facilities)





Proposition G (Public Safety Facilities)

Fire Station 59


Project Cost: \$6,212,918
Completion Date: 9/2021
Council District: 8



Fire Station 46

Project Cost: \$6,369,110
Completion Date: 3/2021
Council District: 3





Jack Evans Headquarters


Project Cost: \$1,130,382
Completion Date: 11/2020
Council District: 2



Proposition H (City Facilities)

West Dallas Multipurpose Center

Project Cost: \$2,129,290
Completion Date: 3/2021
Council District: 6



Proposed FY 2021 Work Plan



Proposition	Major Activity	Projected Commitment October - September	Projected Cumulative Commitment (%) as of October 1, 2021
Streets and Transportation (A)	Award 177 projects for construction and complete 107 street resurfacing projects for a total of 67.1 lane miles.	\$108,299,843	57%
Parks and Recreation (B)	Award 51 park projects for construction including the Dallas Zoo, Circuit Trail, and Bachman Skate Park.	\$ 58,828,245	79%
Fair Park (C)	Award construction on the Centennial Building.	\$8,353,646	72%
Flood Protection and Storm Drainage (D)	Award construction at 39 locations, including 21 erosion and 18 storm drainage projects.	\$ 16,503,746	46%
Library Facilities (E)	Complete Forest Green Branch Library, J. Erik Jonsson Central Library, Vickery Park Branch Library.	\$861,812	100%
Cultural and Performing Arts Facilities (F)	Award construction of the South Dallas Cultural Center, completion on the Bath House Cultural Center, Dallas Museum of Art, Meyerson Symphony Center, Kalita Humphreys Theater, Sammons Center for the Arts, & Dallas Black Dance Theatre.	\$587,511	98%
Public Safety Facilities (G)	Award construction at 14 locations including Central and Northeast patrol stations and 12 fire stations.	\$ 8,377,290	86%
City Facilities (H)	Award construction of the Central Service Center, Storage Facility and Oak Cliff Municipal Center.	\$ 5,106,609	70%
Economic Development (I)	Discretionary Funds-Council Driven.	\$10,291,390	65%
Homeless Assistance Facilities (J)	Discretionary Funds-Council Driven(4 properties).	\$13,989,185	70%
		\$231,199,277	66%



Proposed FY 2022 Work Plan



Proposition	Major Activity	Projected Commitments October - September	Projected Cumulative Commitment (%) as of October 1, 2022
Streets and Transportation (A)	Award 135 projects for construction including 72 street resurfacing, 3 street lighting projects and 48 street reconstruction and thoroughfares projects.	\$112,894,192	79%
Parks and Recreation (B)	Award 26 projects for construction including Cummings Park, Midtown Park, and Timberglenn Park Pavilion.	\$27,366,936	89%
Fair Park (C)	Award 4 projects for construction; Food & Fiber Building, Tower Building, Pan-American Complex, Magnolia Lounge.	\$7,034,549	86%
Flood Protection and Storm Drainage (D)	Award construction at 39 locations, including 7 erosion at Highland Road and 32 storm drainage projects.	\$13,061,958	73%
Library Facilities (E)	Proposition Complete.	\$0	100%
Cultural and Performing Arts Facilities (F)	Continue construction on the South Dallas Cultural Center.	\$131,484	99%
Public Safety Facilities (G)	Complete minor fire stations renovations projects. Award construction of Fire Station 36	\$2,160,199	93%
City Facilities (H)	Complete Unspecified ADA improvements.	\$2,703,750	85%
Economic Development (I)	Discretionary Funds-Council Driven.	\$9,657,748	82%
Homeless Assistance Facilities (J)	Discretionary Funds-Council Driven.	\$2,989,185	85%
		\$178,000,000	83%



Proposed FY 2023 Work Plan



Proposition	Major Activity	Projected Commitments October - September	Projected Cumulative Commitment (%) as of October 1, 2023
Streets and Transportation (A)	Award 111 projects for construction including 59 street reconstruction and thoroughfares, 2 Intergovernmental partnership, 24 alley improvements, 15 target neighborhoods.	\$114,119,539	100%
Parks and Recreation (B)	Award construction on Kiest Park Memorial Tree Grove, Bittercreek Park and Dixon Branch Greenbelt.	\$27,663,974	100%
Fair Park (C)	Complete construction on the Food & Fiber Building, Tower Building, Pan-American Complex, Magnolia Lounge.	\$7,110,902	100%
Flood Protection and Storm Drainage (D)	Award construction of 2 storm drainage projects.	\$13,203,732	100%
Library Facilities (E)	Proposition Complete.	\$0	100%
Cultural and Performing Arts Facilities (F)	Complete construction at the South Dallas Cultural Center.	\$132,911	100%
Public Safety Facilities (G)	Complete minor fire stations renovations projects.	\$2,183,646	100%
City Facilities (H)	Complete construction at City Hall and Oak Cliff Municipal Center.	\$2,733,096	100%
Economic Development (I)	Discretionary Funds-Council Driven.	\$9,762,573	100%
Homeless Assistance Facilities (J)	Discretionary Funds-Council Driven.	\$3,021,630	100%
		\$179,932,002	100%



Prior Bond Programs - Financial Status



2006 Bond Program - \$1,353,520,000					
	Budget	Commitment/Spent*	Unspent Funds**	Number of Active Projects	Expected Project Completion Date
	\$1,388,765,272	\$1,299,696,793	\$89,068,479	104	9/30/2022
2012 Bond Program - \$642,000,000					
	Budget	Commitment/Spent*	Unspent Funds**	Number of Active Projects	Expected Project Completion Date
	\$643,595,488	\$590,508,509	\$53,086,979	86	9/30/2022
*Commitments thru August 31, 2020.					
**Funding includes current projects under design, under construction, Public Art, and debt service.					





Vickery Meadow Community Court

Project Cost: \$1,800,769
Completion Date: 1/2021
Council District: 13




Before



After



Before



After

South East Service Center

Project Cost: \$628,075
Completion Date: 6/2021
Council District: 7



Latino Cultural Center – Phase II Expansion

Project Cost: \$4,244,520
Completion Date: 2/2021
Council District: 14

Planning for the Next Bond Program



- Planning Process

- City departments updated the City's "Needs Inventory List."
- City departments are updating their processes on defining "categories," "priorities," and "ratings" for all listed projects in the "Needs Inventory List."
- Working with Office of Equity and Inclusion to develop an equity lens tool for the upcoming bond programs.
- Partnering with other agencies to leverage funding opportunities:
 - City's IMP, TxDOT, NTCOG, Dallas County and Private-Public Partnerships.
- Staff met with the American Council of Engineering Companies (ACEC) for feedback on "lessons learned" from previous Bond Programs; to be considered for next bond program.
- Schedule meetings with regional and local Contractor's Associations.
- Engage City Council Members to provide information on the proposed schedule and next steps for the next bond program.



Planning for the Next Bond Program



- Implementation Process

- FUNDING

- Working with Budget and Management Services and the City Controller's Office to assess Bond Program Options.
 - Establish a List of Ready-to Design Projects prior to an upcoming Bond Program.
 - Pay As You Go.
 - Bond issuance.
 - Commercial paper.

- ENGINEERING

- Establish a Committee to evaluate selected Ready-to Design Projects.
 - Determine available capacity from the 2017 Bond Program for engineering services.
 - Recommend to utilize 2017 Bond Program savings for engineering services to perform preliminary design and cost estimation for future projects expected to be recommended in the next bond program.
 - Complete design phase for selected projects before next bond program approval.

- CONSTRUCTION

- Procure engineering, other trade services, and other support services in advance (pending City Council approval and availability of funding).
 - Advertise for construction services immediately after bond program approval.





Bond Programs Status Update

**City Council Briefing
November 4, 2020**

Majed Al-Ghafry, P. E., Assistant City Manager
City Manager's Office

Adriana Castaneda, Director
Office of Bond & Construction Management

