



City of Dallas

Park Safety and Security Strategic Plan

**Public Safety Committee
March 25, 2025**

M. Renee Johnson, Deputy Director
Park and Recreation
City of Dallas

Presentation Overview



- Background
- Primary Focus Areas
 - Action Plans
 - Equipment & Infrastructure
 - Safety Strategy Guidelines
- Future Investments and Strategies
- Next Steps



Background



This presentation provides an update on the Park Safety and Security Strategic Plan. The presentation will highlight key accomplishments, milestones, and budgetary updates.



Primary Focus Areas



- Interagency Initiatives
- Community Engagement
- Equipment & Infrastructure Inventory
- Safety Strategy Guidelines

Park Safety and Security Strategic Plan

PRIMARY FOCUS AREAS



INTERAGENCY INITIATIVES

Foster interagency coordination, collaboration and integration across all agencies that contribute to preserving park safety and security



COMMUNITY ENGAGEMENT

Proactively engage and involve the community to grow enthusiasm and support around efforts to maintain safe park facilities



EQUIPMENT & INFRASTRUCTURE INVENTORY

Increase investment in tangible resources that support enhancing safe park facilities



SAFETY STRATEGY GUIDELINES

Formulate robust strategies that foster environments where customers view park facilities to be safe and inviting



Primary Focus Area



INTERAGENCY INITIATIVES PROGRESS REPORT

Foster interagency coordination, collaboration, and integration across all agencies that contribute to preserving park safety and security

Collaborating Department	Description	FY23-24	FY24-25	Results/Outcome
DPD	<ul style="list-style-type: none">Special Assignments, Outreach, Summer Initiatives	~50 Meetings 26 Target Locations	~20 Meetings 3 Target Locations	<ul style="list-style-type: none">Managed strategies & developed action plansResponded to illicit activities
Code Compliance	<ul style="list-style-type: none">Installation of illegal dumping signage and camerasKeep Dallas Beautiful	3 Park locations 6 park locations	1 Park location 6 park locations	<ul style="list-style-type: none">No illegal dumping activity reportedLeveraged 12 parks/neighborhoods by promoting clean & safe communities



Primary Focus Area



INTERAGENCY INITIATIVES PROGRESS REPORT

Collaborating Department	Description	FY23-24	FY24-25	Results/Outcome
Office of Homeless Solutions	<ul style="list-style-type: none">• Training – Verbal Judo, Notices of Violation, HAZMAT Awareness• Decommissioned park properties• Outreach Services provided by OHS	<p>✓</p> <p>3</p> <p>✓</p>	<p>✓</p> <p>3</p> <p>✓</p>	<ul style="list-style-type: none">• Training provided additional resources for staff safety and best practices• Decommissioned sites: Craddock, Garrett, Cottonwood Trail, Harwood, Pacific Plaza, and Main Street Garden



Primary Focus Area



INTERAGENCY INITIATIVES PROGRESS REPORT

Collaborating Department	Description	FY23-24	FY24-25	Results/Outcome
Transportation and Public Works	<ul style="list-style-type: none">• Parking Enforcement• Towing of unattended vehicles during park curfew and 24-hour parking violations	✓	✓	<ul style="list-style-type: none">• Timberglen, Katie Jackson, William Blair, and Marcus• Results: Decreased unattended parking violations after park curfew



Primary Focus Area



COMMUNITY ENGAGEMENT PROGRESS REPORT

Proactively engage and involve the community to grow enthusiasm and support around efforts to maintain safe park facilities



Collaborating Department	Description/Strategy	FY23-24	FY24-25	Results/Outcome
DPD	<ul style="list-style-type: none"> Volunteers in Patrol (VIP) Recruitment/training sessions for PKR 	5 training sessions	February 2025 training session	<ul style="list-style-type: none"> Swiss Avenue Neighborhood (pilot) Increased park awareness/ monitoring
DPD Neighborhood Police Officer (NPO) units	<ul style="list-style-type: none"> Monthly Community Crime Watch groups and Neighborhood Association meetings 	✓	✓	<ul style="list-style-type: none"> 40+ regional meetings hosted by PMO Decreased illicit activity, & enhanced safety, and security for park users at Civic Garden, Valley View, Mildred Dunn, etc.



Primary Focus Area



COMMUNITY ENGAGEMENT PROGRESS REPORT

Community Connector Events



FY25 YTD - 6

FY24 - 17

Park Ranger Event/ Program Support



FY25 YTD - 26

FY24 - 92

Park Ranger Engagement with park patrons



FY25 YTD - 21,406

FY24 - 67,871





Katie Jackson Park

Summary: Katie Jackson limited lighting, overcrowded parking

Strategy:

- ❖ Increased law enforcement presence
- ❖ Installed security cameras at the trailhead of the loop trail
- ❖ Installed loop trail lighting
- ❖ Installed signage in the parking lot to address parking after park curfew
- ❖ Towed cars in the parking lot to enforce the park's curfew from 11:00 PM-5:00AM
- ❖ North Central DPD monitoring schedule: 10:00 PM-4:00 AM, Friday-Monday
- ❖ Marshals First Watch schedule implemented
- ❖ Two (2) Weeks, twice daily visits from Park Rangers and Marshals

Outcome:

- ✓ 14 Parking Citations (Transportation & Public Works)
- ✓ 42 vehicles impounded (Marshals)
- ✓ Noticeable improvement to park user experience



Primary Focus Area – FY2023-24 Action Plan



Valley View Park

Summary: Valley View nature area had low visibility, the soft surface trail had numerous blind spots, and illicit activity

Strategy:

- ❖ Increased law enforcement presence
- ❖ Increased DPD presence (weekend patrol)
- ❖ Cleared privet and opened up the natural areas for better visibility
- ❖ Removed brush along access road for higher visibility of pedestrian and vehicular traffic
- ❖ Collaborated with Friends of Valley View Park to activate the park
- ❖ Collaborated with Maintenance District, Forestry and Conservation Teams
- ❖ Addressed litter and debris
- ❖ Improved soft surface trails
- ❖ Two (2) Weeks, twice daily visits from Park Rangers and Marshals

Outcome:

- ✓ 8 Alcohol/Drug/Lewdness (Marshals)
- ✓ 4 Arrests (Marshals)
- ✓ Reduction of encampments
- ✓ Increased park user visits
- ✓ Decreased number of encampments
- ✓ Noticeable improvement to park user experience



Primary Focus Area – FY2023-24 Action Plan



William Blair, Jr. Park

Summary: William Blair, Jr. had frequent vehicular violations and illicit activity

Strategy:

- ❖ Increased law enforcement presence
- ❖ Increased DPD presence (weekend patrol initiated by DPD)
- ❖ Addressed litter and debris
- ❖ Partnered with the Blair Family for Juneteenth event
- ❖ Keep Southern Dallas Beautiful - Clean Park Initiative
- ❖ Two (2) Weeks, twice daily visits from Park Rangers and Marshals

Outcome:

- ✓ 19 Alcohol/Drug/Parking Violations (Marshals)
- ✓ 5 Arrests (Marshals)
- ✓ Noticeable improvement to park user experience



Primary Focus Area – FY2023-24 Action Plan



Old East Dallas Work Yard

Summary: Old East Dallas Work Yard had frequent encampments and illicit activity

Strategy:

- ❖ DPD Installed flock camera on Fitzhugh Ave. directed towards the intersection of Fitzhugh Ave and Santa Fe Ave
- ❖ PKR installed security cameras
- ❖ Upgraded Security lighting
- ❖ Nancy Lieberman Sports Court Installation
- ❖ Two (2) Weeks, twice daily visits from Park Rangers and Marshals

Outcome:

- ✓ 3 Alcohol Citations (Marshals)
- ✓ 2 Arrests (Marshals)
- ✓ Provided more play spaces and experiences for park users, with an emphasis on the youth
- ✓ Noticeable improvement to park user experience



Primary Focus Area – FY2023-24 Action Plan



Civic Garden

Summary: Civic Garden had frequent illicit activity to include sleeping, smoking and alcohol/drug consumption

Strategy:

- ❖ Collaborated with Downtown Dallas, Inc., DPD, and Marshals
- ❖ Collaborated with the Metropolitan residents
- ❖ Security lighting upgrades
- ❖ Facilitated first National Night Out Event
- ❖ 90-day strategy with increased visibility from Park Rangers and Marshals

Outcome:

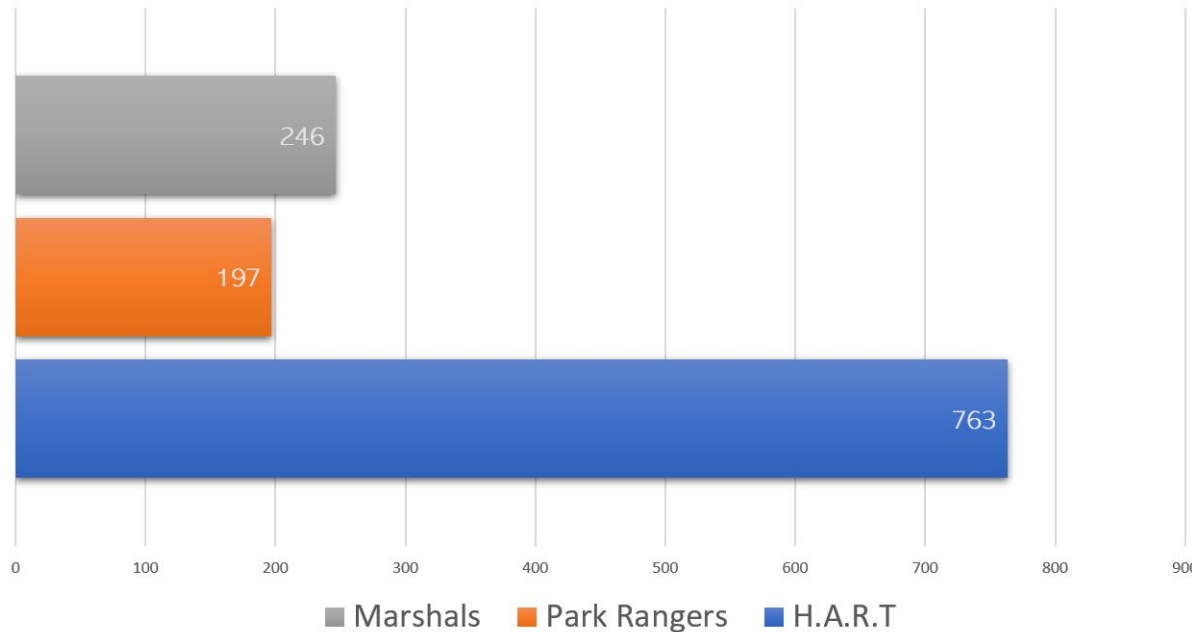
- ✓ 27 Sleeping/Smoking/Alcohol/Parking Violations (Marshals)
- ✓ 3 Arrests (Marshals)
- ✓ Increased visibility for monitoring and safety for park patrons
- ✓ Decreased overnight sleeping
- ✓ Noticeable improvement to park user experience



Primary Focus Area – H.A.R.T Action Plan



Number of Park Visits for Encampments Fiscal Year 2023-2024



Background

- Dallas Park and Recreation Department, Office of Homeless Solutions Outreach (OHS), Dallas Animal Services and the Dallas Police Department collaborate to address the homeless encampments on park property.
- \$106,000 was allocated/expended for encampment resolution services for fiscal year 2023-24 (administrative/staff labor and contracted services).
- Emergency homeless encampment cleanings are managed by the H.A.R.T Program to respond to encampments on Park property.




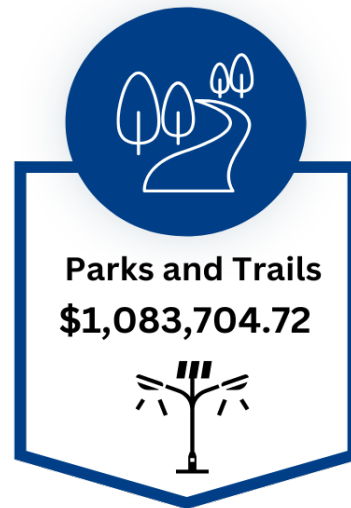
Primary Focus Area



EQUIPMENT & INFRASTRUCTURE INVENTORY PROGRESS REPORT

Investments and tangible resources that support enhancing safe park facilities

Combined Total of ARPA-Funded Infrastructure Installations & 2024 Bid Enhancement Funded Lighting and Cameras



Primary Focus Area



EQUIPMENT & INFRASTRUCTURE INVENTORY PROGRESS REPORT

ARPA-Funded infrastructure installations

Project Scope and Budget

\$2.58M

Total Budget

(Complete Surveillance System, Signs, and Enhanced Lighting / Fixtures)

58

Locations

(Parks, Trails, Pools, Golf Courses and Recreational Centers)

Installation Progress

1

Complete

43 locations fully completed

2

Installed, Needs Power

11 locations awaiting electrical connection

3

Needs Pole and Power

4 locations require full infrastructure



Primary Focus Area



EQUIPMENT & INFRASTRUCTURE INVENTORY PROGRESS REPORT

(13) ARPA Completed Security Lighting	
Location	Amount
Everglade Park	\$106,153.24
Katie Jackson Park	\$104,821.30
Samuell Grand Park	\$134,026.18
Royal Park	\$135,415.90
Cedar Run Park	\$59,988.99
Weichsel Park	\$62,473.06
Devon Anderson	\$39,024.17
Urbandale Park	\$13,347.72
Moore Park	\$3,083.93
Willie Mae Butler	\$8,991.26
Northaven Trail	\$9,758.10
Old East Dallas Park	\$10,021.92
IC Harris	\$103,946.76

(24) ARPA Completed Surveillance	
Location	Amount
Bahama Beach	\$75,198.41
Kids Springs Recreation	\$61,631.88
Eloise Lundy Recreation	\$53,744.31
Viewing Solution Aquatics	\$51,978.00
Grauwylor Recreation	\$50,403.94
Jaycee Zaragoza Recreation	\$36,913.70
KB Polk Park	\$35,972.49
Marcus Annex Recreation	\$53,782.22
Beckley Saner Recreation	\$52,893.61
Lake Highlands Recreation	\$49,680.07
Samuel Grand Recreation	\$67,270.70
Fireside Recreation	\$47,137.54
IC Harris Service	\$140,852.86
Southern Skates	\$63,175.39
Churchill Recreation	\$54,727.13
Anita Martinez Recreation	\$56,277.06
JC Turner Park	\$68,736.75
Kiest Senior Recreation	\$25,761.52
Walnut Hill Recreation	\$69,394.82
Harry Stone Recreation	\$68,694.45
Cummings Recreation	\$56,846.45
Kleberg Rylie Recreation	\$60,521.41
Viewing Solution PKR Locations	\$224,205.00
Pleasant Oaks Park	\$59,550.60



Primary Focus Area



EQUIPMENT & INFRASTRUCTURE INVENTORY PROGRESS REPORT

2024 Bid Enhancement Funded Projects


Location	Project Description	Amount	Status
West Trinity Heights	New Solar lights	\$19,398.00	Complete
Northaven Trail @ Freda Stern trailhead	New Solar lights	\$12,354.00	Complete
Civic Garden	New security lighting and repair of existing lighting	\$6,247.64	Complete
Southern Skates	Upgraded lighting to LED and added parking lot lighting	\$5,051.20	Complete
Tipton Park	Upgraded lighting (retro fit) and added parking lot lighting	\$58,070.55	Complete
Nash/Davis Park	New lighting at splash pad and playground	\$5,539.33	Complete
JJ Craft Park	New lighting at loop trail	\$68,148.30	Scheduled
St Francis Park	New lighting at parking lot, basketball court, and general security	\$13,692.87	Complete
South Central Park	New lighting in parking lot	\$10,851.18	Complete
20 Emergency Blue Light Tower Phone	Replaced with 20 security cameras + servers	\$232,380.46	In Progress
Three (3) Camera Trailers	Allocated to the Park Rangers	\$153,148.80	Complete
Seven (7) Mountain Bikes	Allocated to the Park Rangers & Marshals	\$10,299.57	Complete
One (1) Utility Task Vehicle (UTV)	Allocated to the Park Rangers	\$22,470.61	Complete
One (1) UTV	Allocated to the Marshals	\$36,520.32	Complete
One (1) UTV Transport Trailer	Allocated to the Marshals	\$15,454.06	Complete
Two (2) F-150 Patrol Trucks	Allocated to the Marshals	\$160,291.30	Complete
Four (4) F-150 Truck	Allocated to the Park Rangers	\$183,345.16	Complete
Drone	Allocated to the Marshals	\$2,500.00	Complete
8 Deputy City Marshals positions	Staff positions: 1 Sergeant; 7 Deputy City Marshal	\$742,000.00	Complete
4 Park Ranger positions	Staff positions: 4 Park Rangers	\$260,000.00	Complete




Primary Focus Area



EQUIPMENT & INFRASTRUCTURE INVENTORY PROGRESS REPORT



Mountain Bike
10 Park Rangers
7 Marshals



Camera Trailer
3 Marshals



Drone
1 Marshal



UTV
1 UTV (Marshals)
1 UTV (Park Ranger)



Primary Focus Area



SAFETY STRATEGY GUIDELINES PROGRESS REPORT

Formulate robust strategies that foster environments where customers view park facilities to be safe and inviting



Implemented Trail Safety Strategies

- ✓ Trail Safety Checkpoints
- ✓ Updating Trail Etiquette
- ✓ Trail Safety PSAs
- ✓ First Watch Schedule – Started September 2024 (Labor Day Weekend) – 11P-7A

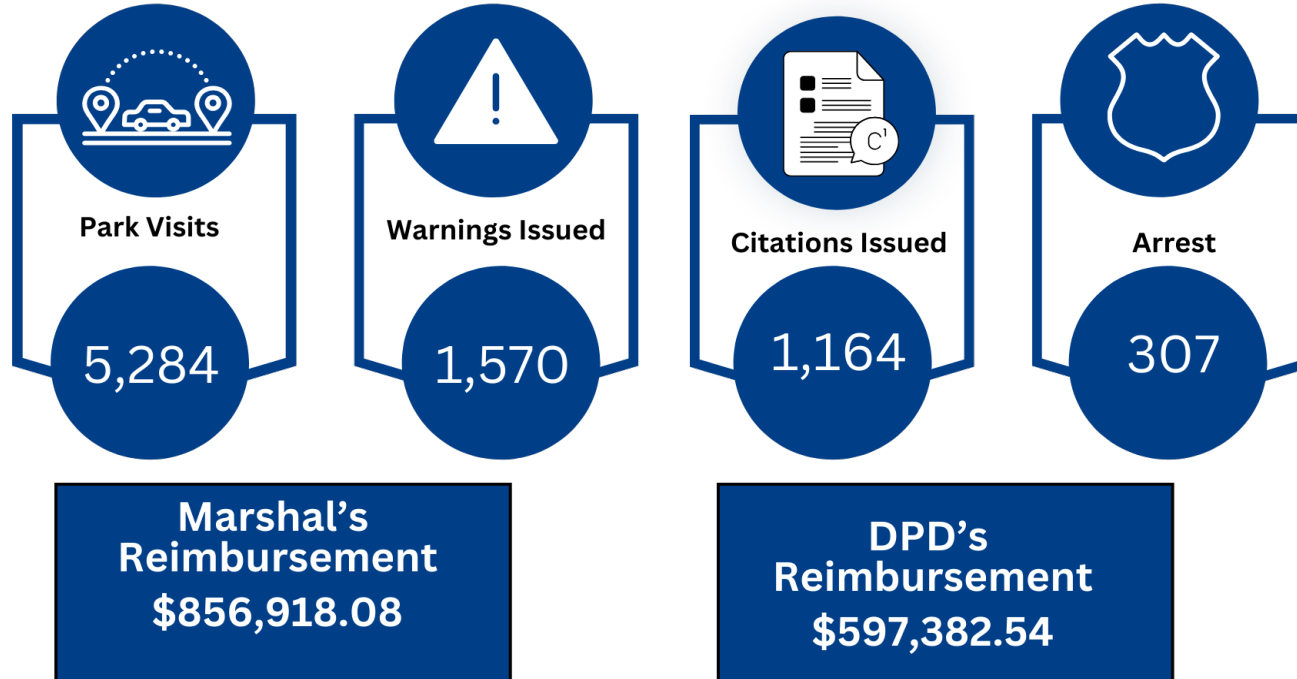


Primary Focus Area



SAFETY STRATEGY GUIDELINES PROGRESS REPORT

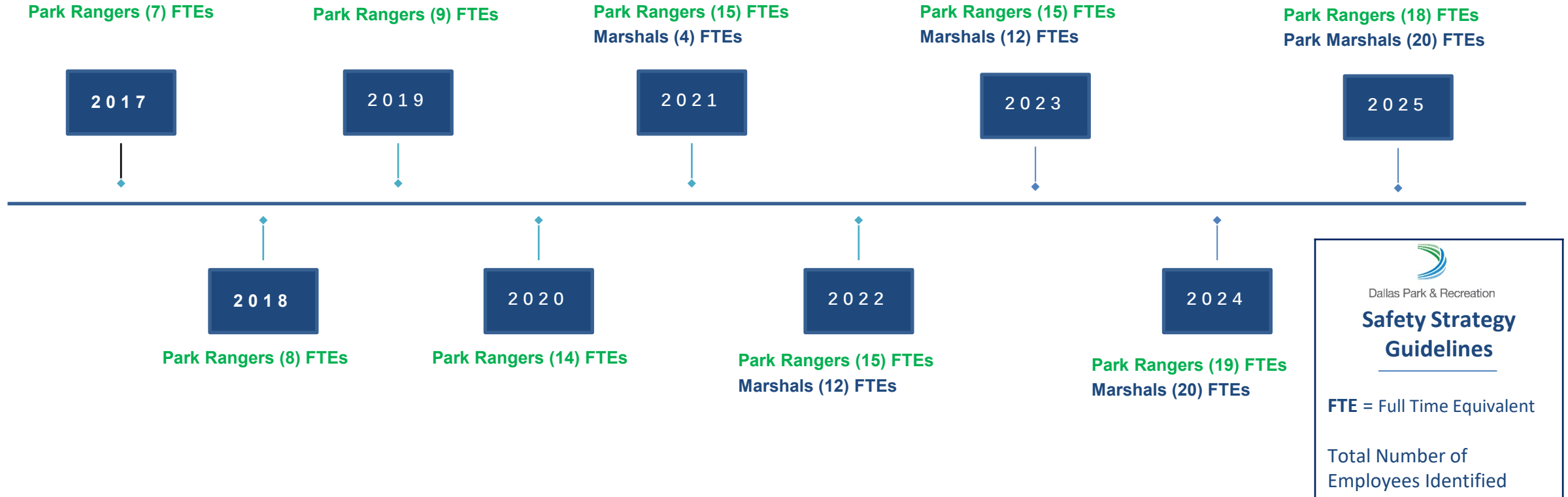
Dallas Marshal's Patrol - FY23-24



Primary Focus Area



SAFETY STRATEGY GUIDELINES PROGRESS REPORT



Primary Focus Area



SAFETY STRATEGY GUIDELINES PROGRESS REPORT

Raising tree canopies and clearing invasive species such as privet and brush has significantly improved the safety and security of parks and trails. Our vegetation management approach enhances visibility, improving site lines to prevent potential threats, and ultimately fosters a positive and welcoming environment for park and trail users.

Park Name	Approximate Size	Volunteer Group
Crawford	4 acres	Cons Team Tractor
Kiest Conservation	0.2 acres	Boy Scouts
Cheyenne	1.1 acres	D2 Staff
Tokalon	0.1 acres	UTSW Med
Lakewood	0.07 acres	TCA
WRL - Sunset Bay	0.18 acres	Deloitte
WRL - Big Thicket	0.08 acres	Boy Scouts
Buckeye Trail	1.0 acres	Trin Coalition
Harry S Moss	0.15 acres	BSA-EcoTeens
Bachman Greenbelt	0.25 acres	Friends of Bachman Lake-Gables
Joppa Preserve	0.27 acres	Dallas County
Woods at Valley View	0.25 acres	Friends of Valley View



Future Investments and Strategies



FY 2024-25

FY24/25

Future Investments

- Installation of Surveillance Cameras
- Acquire Camara Trailers
- Continue to install cameras and lighting infrastructure
- Purchase Digital Messaging Board Trailers
- Safety and Security Database Dashboard Build
- PKR Security Consultant Services
- Develop a standard operation procedure for PKR camera monitoring Q2

FY 2025-26

FY25/26

Future Investments

- Fusion Center Camera Monitoring
- Implement and conduct regular safety audits and community engagement sessions in target park areas
- Continue to strengthen partnerships with local law enforcement agencies, including the DPD, DART, Code Compliance, and DISD
- Regularly analyze data to identify trends, assess program effectiveness, and inform future strategies
- Aim to reduce reported incidents of crime and vandalism within the park
- Improve public perception of safety in parks



Next Steps



- Continue to implement input from the Safety Ad Hoc Committee
- Continue to execute the strategic plan as outlined
- Provide budget priorities for future investments and strategies
- Provide periodic status updates to City Council and Park Board





City of Dallas

Park Safety and Security Strategic Plan

**Public Safety Committee
March 25, 2025**

M. Renee Johnson, Deputy Director
Park and Recreation
City of Dallas
