

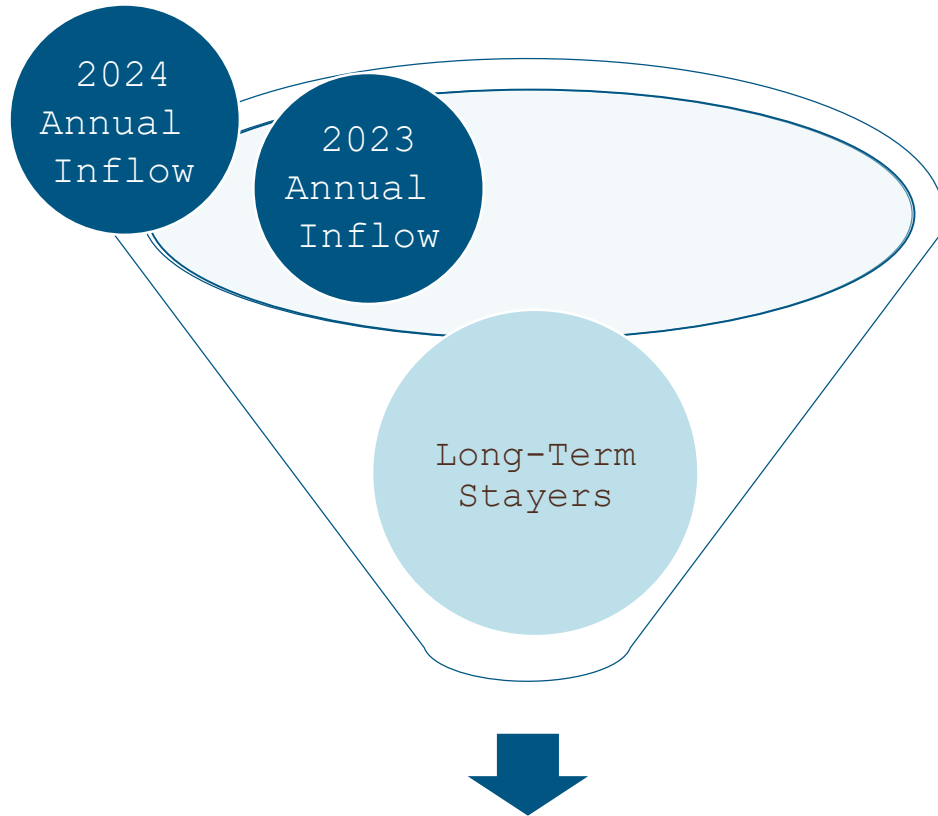


# **ALL NEIGHBORS COALITION QUARTERLY REPORT: HOUSING AND HOMELESSNESS SOLUTIONS COMMITTEE**

**JUNE 2024**

# STRATEGIC & ALIGNED INVESTMENTS IN REHOUSING

## Growing Shelter + Inadequate Rehousing

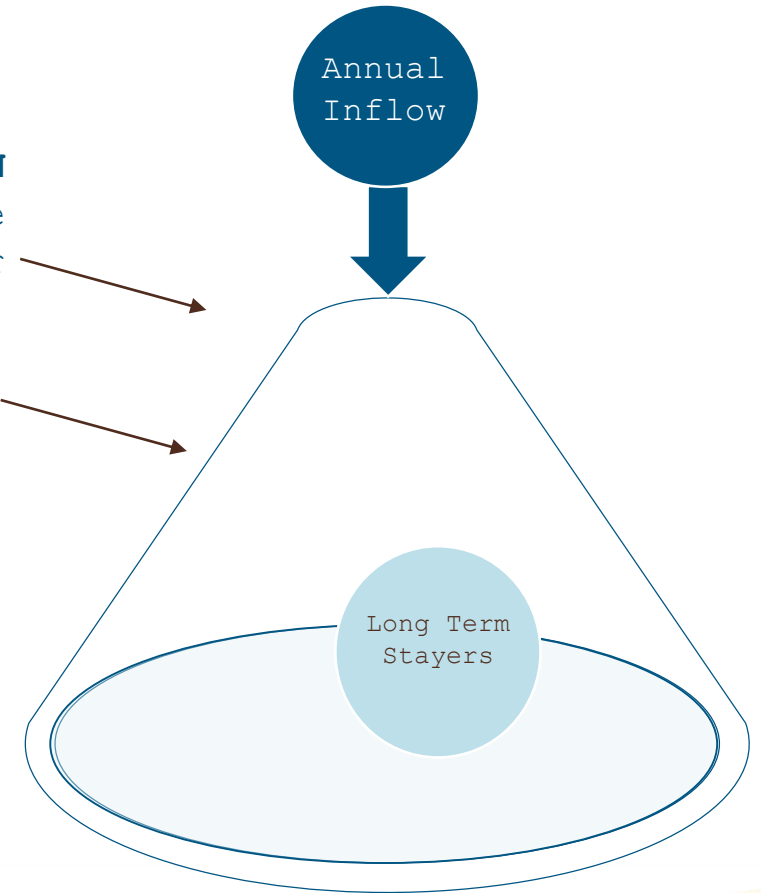


## Expand Rehousing/Services to Meet Annual Demand

**DIVERSION**  
to intervene early, free up shelter

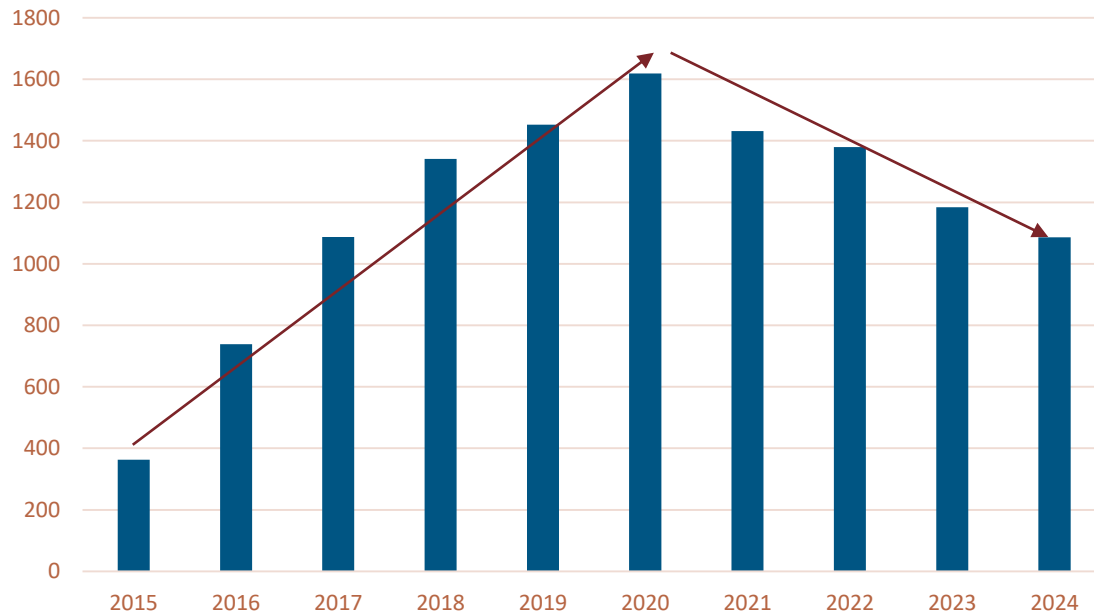
**44% Increase in Rehousing Capacity Since 2021**  
to meet annual inflow and prevent people getting stuck in long-term homelessness

**System created capacity to reduce homelessness since 2021**



# TRANSFORMATION LEADS TO THIRD CONSECUTIVE YEAR OF REDUCTIONS

**Trends in Unsheltered Homelessness**  
Dallas and Collin Counties  
Point-in-Time Count Results, 2021-2024



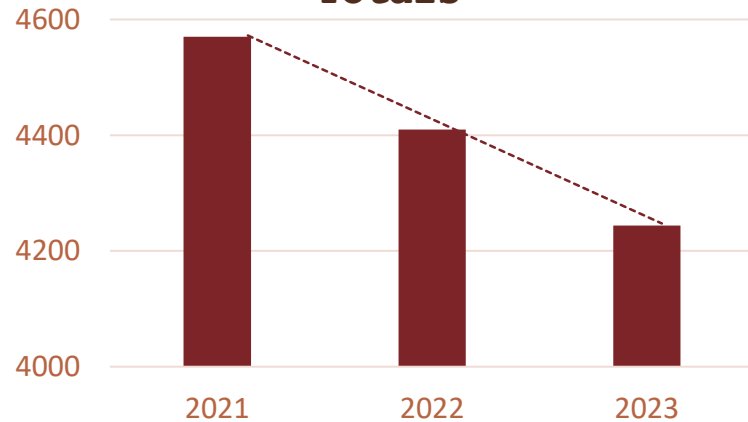
Since 2021 transformation and REAL Time Rehousing launch:

- 19 % Reduction **Overall**
- 24 % decrease in unsheltered homelessness
- 10,137 Individuals Housed
- Lowest count in nearly a decade

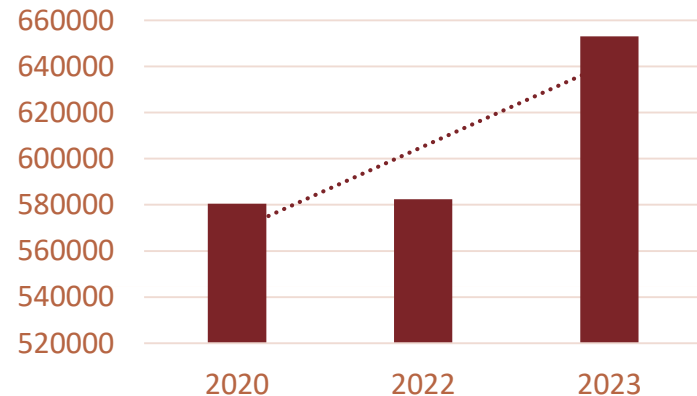


# STRATEGIC INVESTMENTS SET US APART FROM OTHER COMMUNITIES

Dallas & Collin Counties, Point in Time Totals



National, Point in Time Totals



- ✓ Among the 27 % of communities nationally that reduced homelessness last year, while national rates soared to record highs
- ✓ 1 of 6 Communities in White House Unsheltered Initiative (All Inside)
- ✓ Top Performing Community, with over 44% increase in annual HUD Homeless Assistance Funding, 2021-2023



\* National data not available for 2021

# REACHING AN EFFECTIVE END TO VETERAN HOMELESSNESS

## KEY BENCHMARKS

Capacity to Provide Intervention to all

Resolve homelessness within 90 days or less

No long-term homelessness

*Benchmarks launched in 2015 by United States Interagency Council on Homelessness, to support local action toward this goal*

## STRATEGIES

- ✓ Cross-system coordination to identify all Veterans becoming homeless
- ✓ Streamline access to housing and supportive services
- ✓ Aligned public-private investment to scale rehousing
- ✓ Prioritize Veterans for all system resources
- ✓ Identify and address racial disparities in housing outcomes

# REACHING AN EFFECTIVE END TO VETERAN HOMELESSNESS

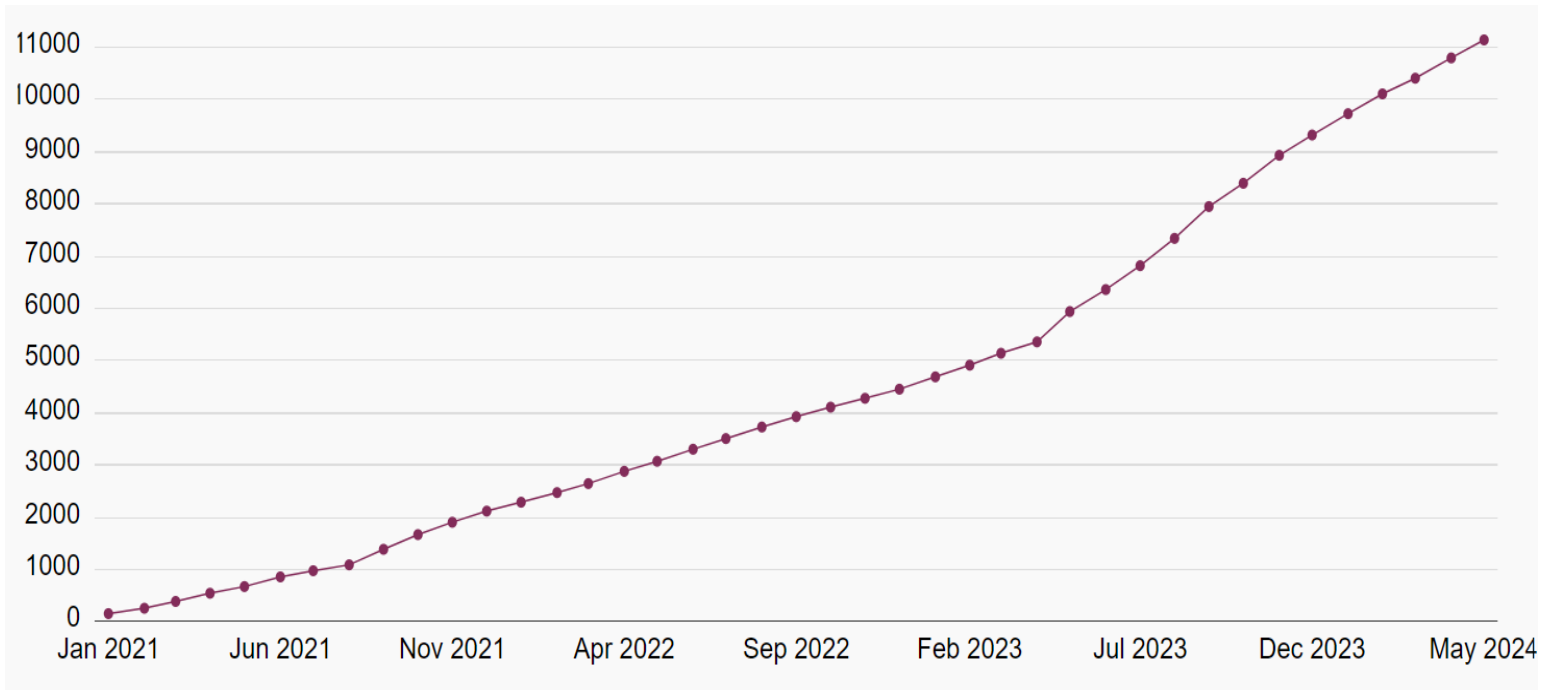
## *By the Numbers*

- ✓ 10 month data submission and validation process
- ✓ Among less than 20% of communities that have received the declaration
- ✓ A total of 2,265 Veterans experiencing homelessness have been housed in Dallas and Collin counties since 2019.



# COMMUNITYWIDE PERFORMANCE DASHBOARD LAUNCH

Systemwide Housing Placements 2021-2024



*By the Numbers*

 **11,128**

Housing Placements

## **DIVERSION**

*Free up Shelter Space*

## **RAPID REHOUSING**

*End homelessness quickly*

## **PERMANENT SUPPORTIVE HOUSING**

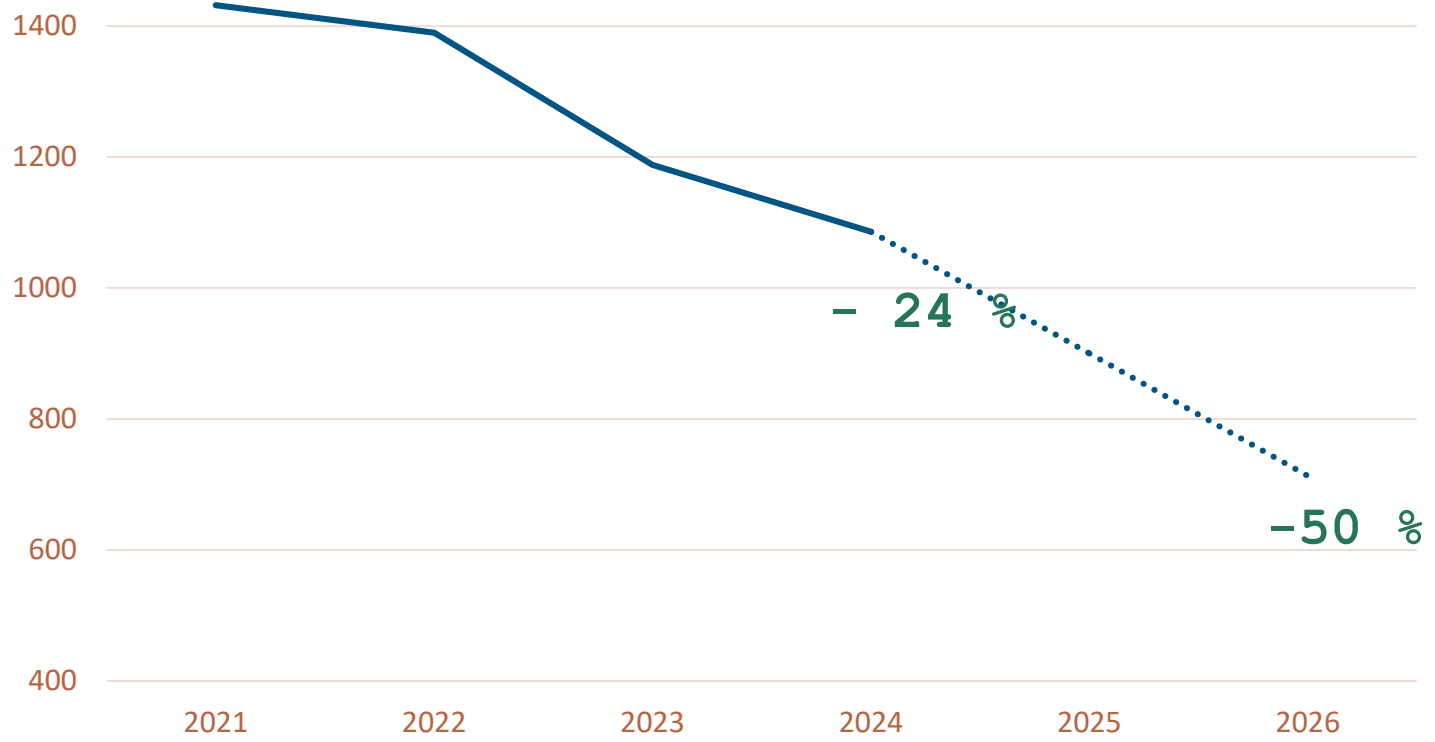
*Integrated Behavioral healthcare*

<https://housingforwardntx.org/rtr-dashboard/>



# NEXT MILESTONE: 50% REDUCTION IN UNSHELTERED HOMELESSNESS, TARGETING ENCAMPMENTS IN PUBLIC SPACES

Dallas and Collin Counties Unsheltered Population, Point in Time 2021-2026



### What will it take?

- 1. \$30M Public/Private Investment in Rehousing/Services
- 2. Enhanced Street-to-Home Encampment Response

