



**SERVICE  
FIRST,  
NOW!**

**Andre Taylor**


*Major of Police*

Dallas Police Department

# Violent Crime Reduction Plan Update

**Public Safety Committee**

April 13, 2026



# Presentation Overview



- **SUMMARY OF MARCH**
- **IMPACT RESULTS ON VIOLENT CRIME**
- **CRIME TRENDS - CITYWIDE**
- **VCD FOCUSED DETERRENCE**

## Background: *Summary of March*

Overall Violent Crime is down by **-10.73%** year-to-date.

The contributing factors as of YTD:

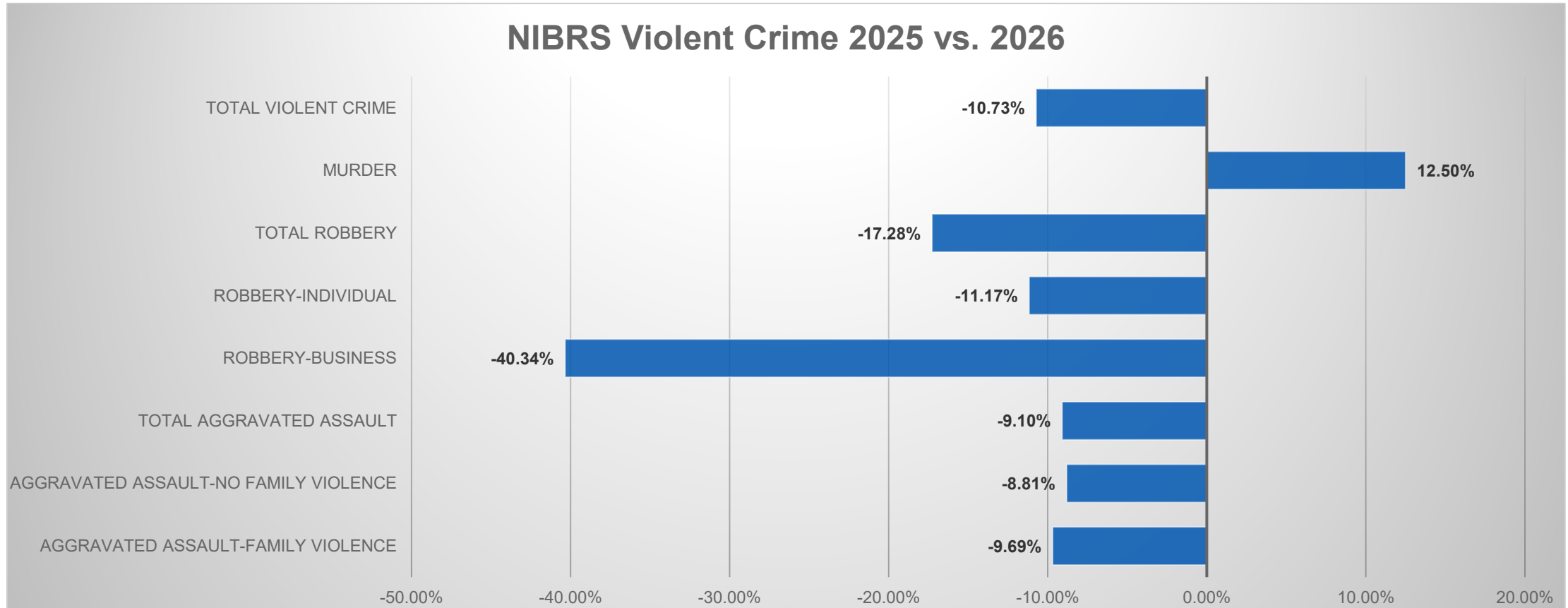
Aggravated Assaults have decreased by **-9.10%**

Robberies have decreased by **-17.28%**

Operation Safe Streets – **337 total arrest.**

Operation Clean Sweep – **65 Robbery suspects, 123 offenses cleared.**

# CHART: *Impact results on violent crime*



# NIBRS Violent Crime: *Murder, Robbery, Agg Assault*



## Murder

As of March 31st, 2026, Non Family Violence Murders in Dallas have increased 6.45% **2 more victim overall YTD.**

**0** Murders involving FV.



## Robbery

Overall robberies are down **-17.28% YTD. 84 Fewer Victims.**

Business robberies are down **-40.34% (48)** and individual robberies are down **-11.17% (41)** as of March 31, 2026.



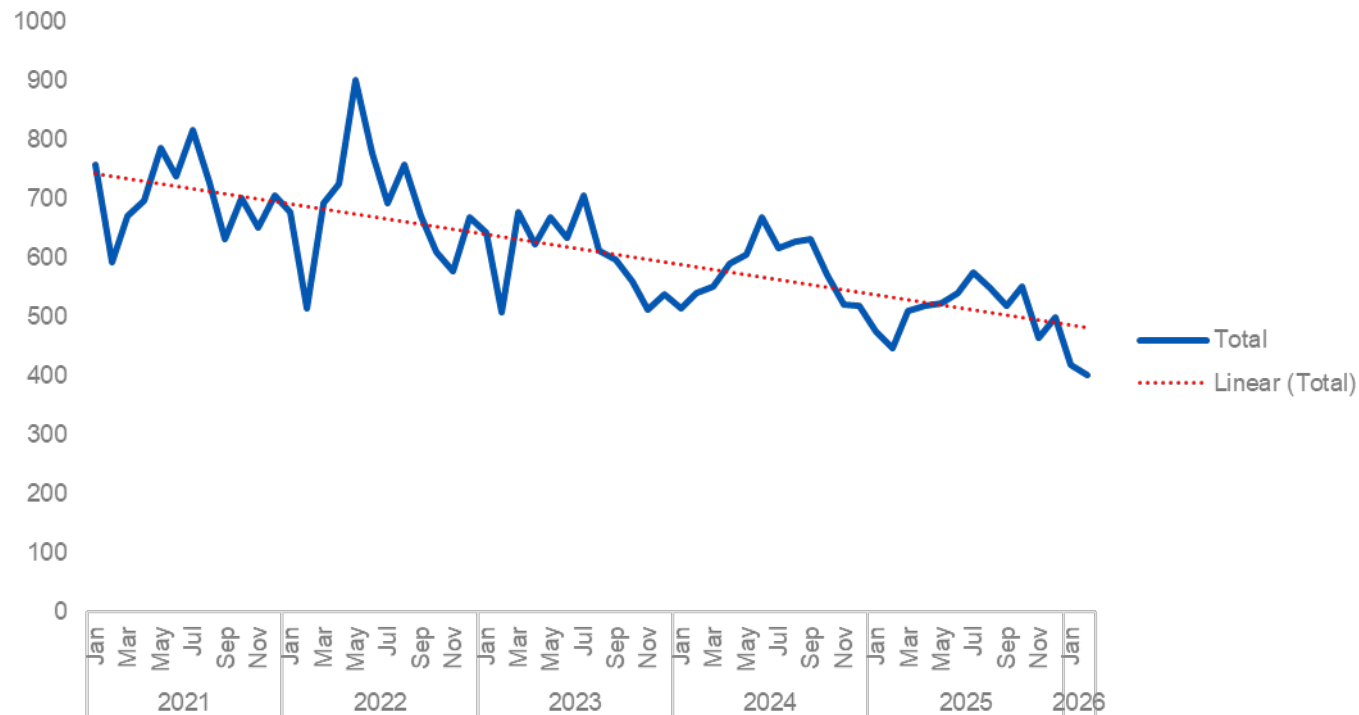
## Aggravated Assault

Aggravated assaults are down overall **-9.10%. 109 Fewer Victims.**

Agg assault FV has decreased **-9.69% (38)** and NFV is down **-8.81% (71)** as of March 31, 2026.

# CrimeTrends: *January 1, 2021 – March 31, 2026*

Incident Trendline  
January 1, 2021 through March 31, 2026



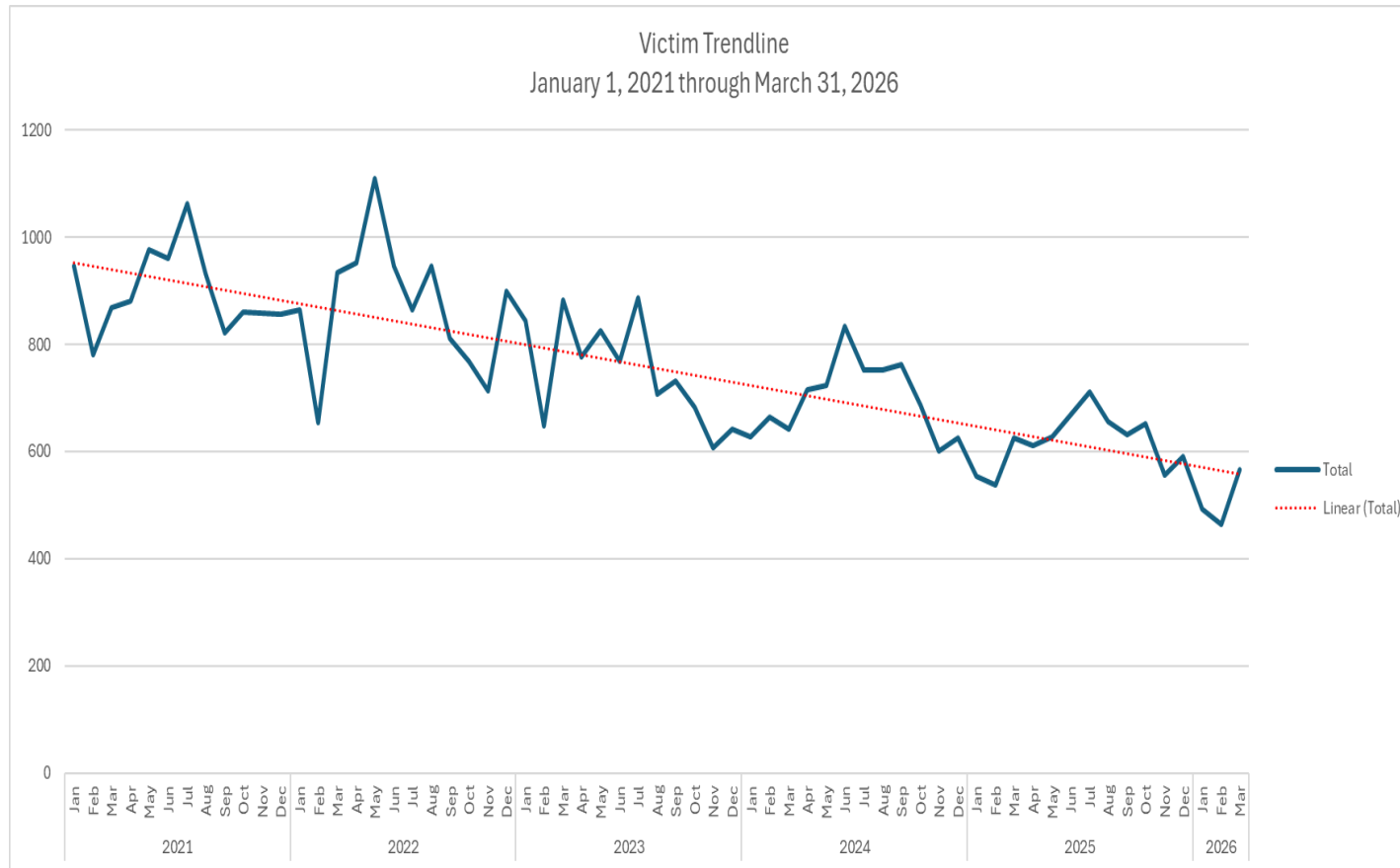
## Incident Trendline

Overall downward trend in the total number of violent crime incidents.

March 2025 – 512

March 2026 – 487

# CrimeTrends: *January 1, 2021 – March 31, 2026*



## Victim Trendline

Overall downward trend in the total number of victims of violent crime incidents.

March 2025 - 626

March 2026 - 566

# MURDER VICTIM DEMOGRAPHICS

- **Victim's Race**

- Black 71% (21 Victims)
- Hispanic 21% (10 Victims)
- White 8% (5 Victims)
- Asian 0% (0 Victim)

- **Victim's Sex**

- Male 78% (33 Victims)
- Female 22% (3 Victims)

- **Suspects Race**

- Black 71%
- Hispanic 21%
- White 8%
- Unknown 0%

- **Suspects Sex**

- Male 92%
- Female 8%
- Unknown 0%

Susp Age	Count	Percentage
20 through 29	9	39%
10 through 19	9	38%
30 through 39	4	17%
50 through 59	1	4%
40 through 49	1	4%

# Next Steps VCD: *Focused Deterrence*

## Sixth session

- 91 active Focused Deterrence clients
- 109 participant contacts
- 46 referrals to services and resources

### **Focused Deterrence Neighborhood Outreach (FDNO) March rescheduled.**

Custom notification – Q1 2026 +62.5% vs Q1 2025 -

Direct impact notifications resulted violent offenses/arrest – 0

### Place Net Work Investigations

Locations update - ACT team

PSN area update



**SERVICE  
FIRST,  
NOW!**

**Andre Taylor**

*Major of Police*

Dallas Police Department

# Violent Crime Reduction Plan Update

**Public Safety Committee**

April 13, 2026

