



**City of Dallas**

# **Violent Crime Reduction Plan Update**

**Public Safety Committee  
April 14, 2025**

Nathan Swyers, Major of Police  
Violent Crime Division  
Dallas Police Department

# SUMMARY OF MARCH



- Overall Violent Crime is down by **–12.68%**
- There are two huge contributing factors as of year-to-date:
  - Aggravated Assaults have decreased **–11.22%**
  - Homicides have decreased **–44.23%**
- We launched our Period 20 Grids on February 1<sup>st</sup>
- Focused Deterrence has moved to Neighborhood Outreach as the primary notification system.



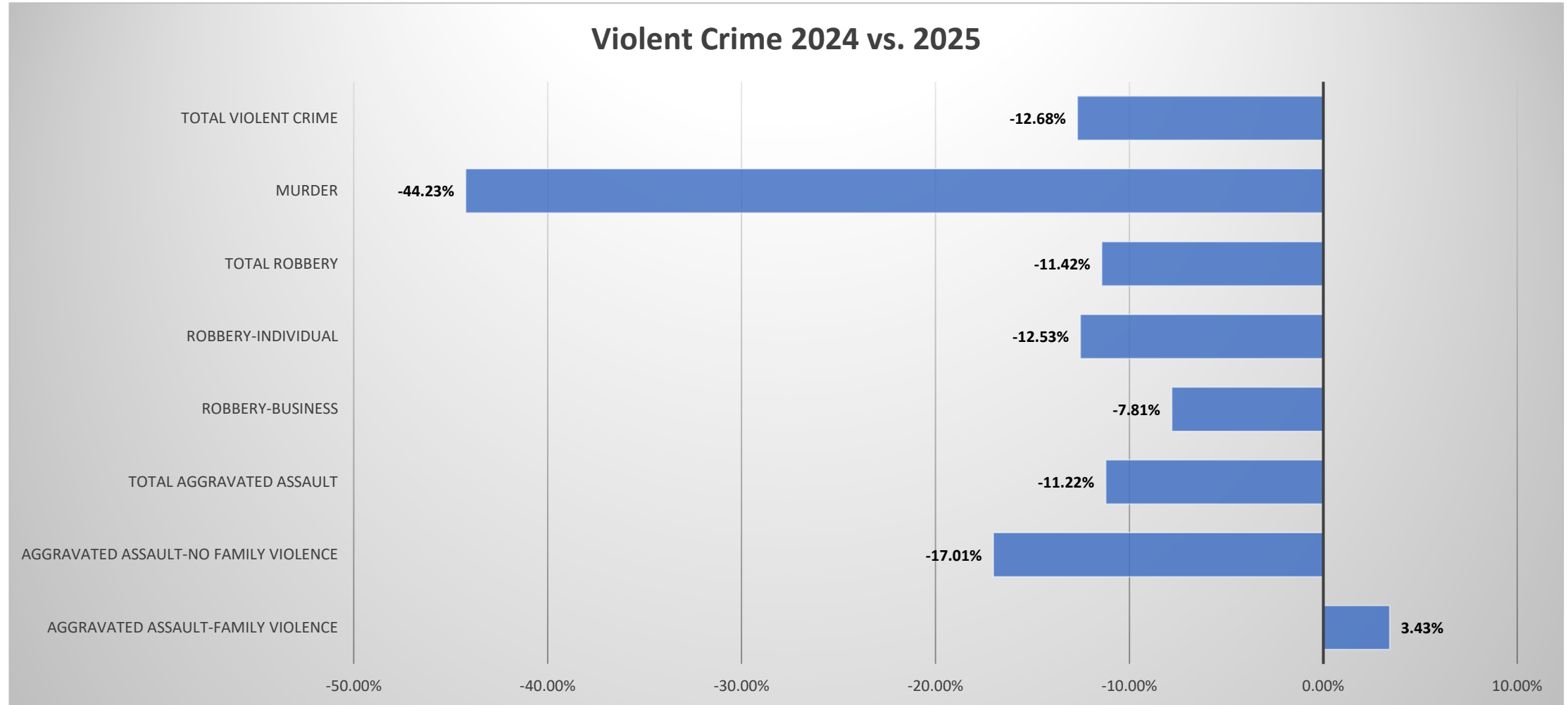
# PRESENTATION OVERVIEW



- Crime Plan Impact Results on Violent Crime
- Grid Crime by the Numbers (Incidents)
- Crime Trends
- Murder, Robbery, Aggravated Assault
- Crime Plan Operations Updates
- Crime Plan - Next Steps



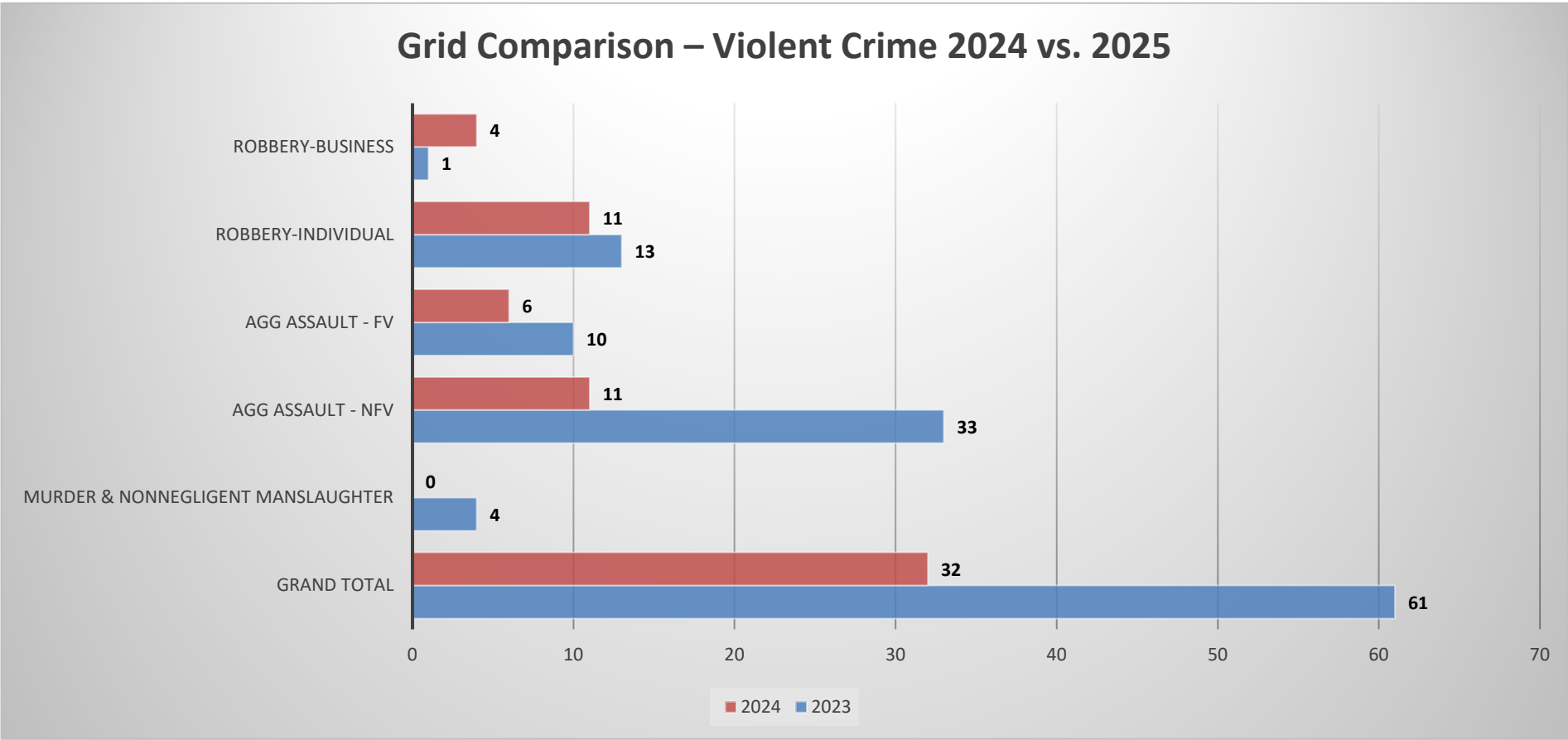
# CRIME PLAN IMPACT RESULTS ON VIOLENT CRIME



# GRID CRIME BY THE NUMBERS (Incidents)



Grid Comparison – Violent Crime 2024 vs. 2025



Our crime plan is based on the theory that crime is concentrated in small areas throughout the city.

\* Phase 20 Grids  
\* February 1 – March 31

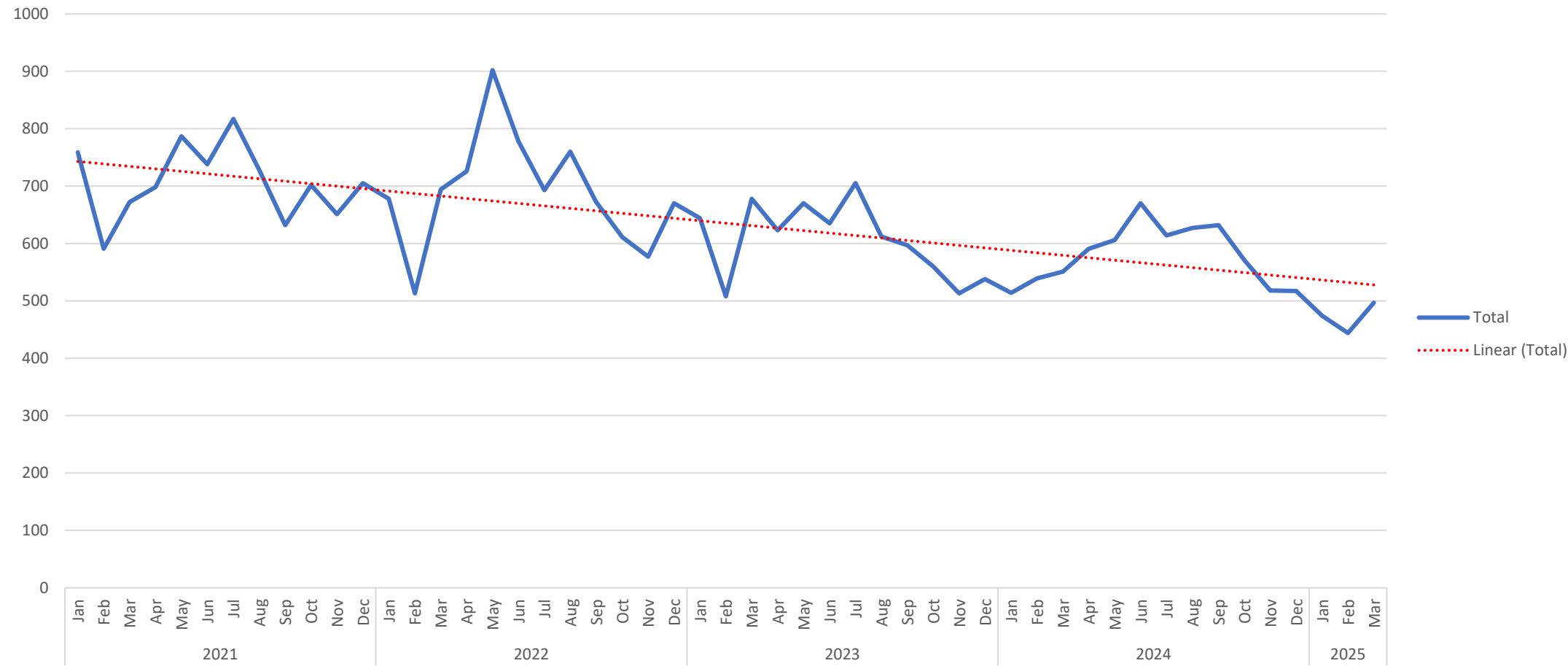
- Red – 2025
- Blue – 2024



# THE CRIME TRENDS – CITYWIDE



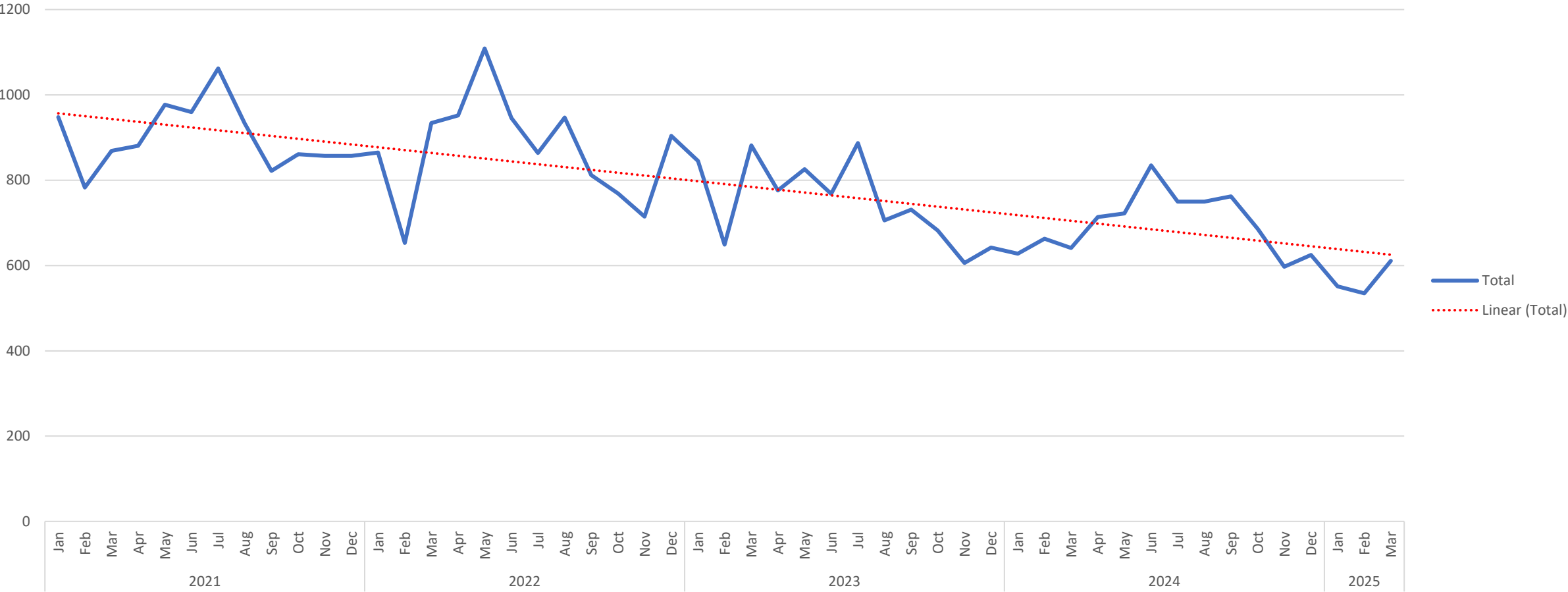
Incident Trendline  
January 1, 2021 through March 31, 2025



# THE CRIME TRENDS – CITYWIDE



Victim Trendline  
January 1, 2021 through March 31, 2025



- 2025 Murder Trend
- As of March 31st, Murders **-44.23%** (23 Fewer Victims)
- The Murders involving Family Violence decreased by 4

\*Data collected as of March 31, 2025

# MURDER VICTIM DEMOGRAPHICS



- **Victim's Race**
  - Black 43% (13 Victims)
  - Hispanic 43% (13 Victims)
  - White 13% (4 Victims)
- **Victim's Sex**
  - Male 83% (25 Victims)
  - Female 17% (5 Victims)
- **Suspect's Race**
  - Black 53%
  - Hispanic 25%
  - White 0%
  - Unknown 22%
- **Suspect's Sex**
  - Male 78%
  - Female 3%
  - Unknown 19%



- 2025 Robbery Trend
- Robberies **-11.42%** (62 Fewer Victims)
- Business Robberies **-7.81%** (10 Fewer Victims)
- Individual Robberies **-12.53%** (52 Fewer Victims)

\*Data collected as of March 31, 2025

# AGGRAVATED ASSAULT



- 2025 Aggravated Assault Trend
- Aggravated Assaults **-11.22%** (150 Fewer Victims)
- Aggravated Assaults FV **+3.43%** (13 More Victims)
- Aggravated Assaults NFV **-17.01%** (163 Fewer Victims)

\*Data collected as of March 31, 2025



# VCPU FOCUSED DETERRENCE



- Focused Deterrence has 61 current clients.
- Focused Deterrence has compiled the client list for a fourth session.
- Fifth Neighborhood Outreach held on March 22
- Custom Notification
  - Individual notifications to identified clients.
  - Meet the clients in the field.
- Focused Deterrence has identified dates for future Neighborhood Outreach.



# CRIME PLAN – NEXT STEPS



- Phase 21 Grids – Will begin on April 1
  - Period 21 will deploy 60 grids
- Place Network Investigations
  - Begins with a problem-focused investigation designed to uncover, identify, and disrupt the criminal networks that contribute to the violent crime in Dallas.
  - The PNI Board is made up with stakeholder government agencies such as, Office of Emergency Management & Crisis Response, Code Enforcement, and Parks and Recreation. The Board is designed to work together to address crime, and it's causes within the crime place network.
  - PNI Executive Board Meeting held with City, Community Partners, and UTSA researchers
  - 3550 E. Overton will be moved back to an active PNI location
  - 11511 Ferguson Rd and 8501 Old Hickory have moved to a monitoring phase.
- Focused Deterrence
  - We are constantly tracking the progress of our clients along with meeting with current partners and potential future partners.





**City of Dallas**

# **Violent Crime Reduction Plan Update**

**Public Safety Committee  
April 14, 2025**

Nathan Swyers, Major of Police  
Violent Crime Division  
Dallas Police Department