



# TxDOT: Dallas District

## City of Dallas Transportation and Infrastructure Committee Safety Briefing

Ceason Clemens, P.E.  
District Engineer

March 20, 2023

# HELP #EndTheStreakTX

End the streak of daily deaths on Texas roadways.

Calendar Year 2018-2022 Fatal Crash & Fatality Count to Date					
Year	Fatal Crashes		Fatalities		Average Fatalities per Day
	Statewide	Dallas District	Statewide	Dallas District	Statewide
2022	4,038	508	4,469	558	12.3
2021	4,067	526	4,495	570	12.3
2020	3,543	509	3,897	558	10.6
2019	3,300	407	3,623	443	9.9
2018	3,319	421	3,657	443	10.0



#EndTheStreakTX Toolkit



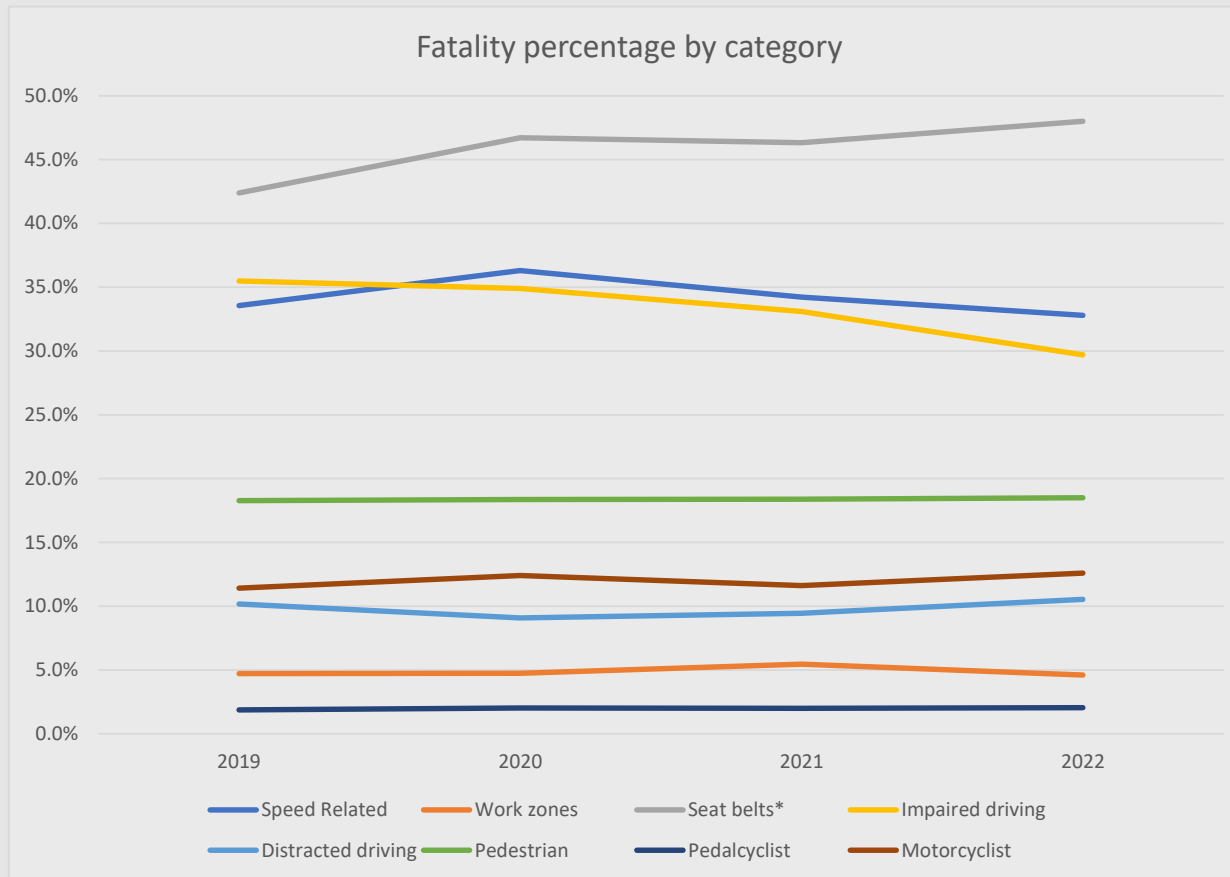
TxDOT.gov (Keyword: #EndTheStreakTX)

## 2022 Preliminary Fatal Crash Data Overview



- The 2022 yearly fatality total mirrors 2021. While the fatalities are high again, we didn't see a year-over-year increase like the 7.6% and 15.3% jumps in 2020 and 2021, respectively.
  
- There was no change in the top 3 contributing factors for fatal crashes. In order, those were:
  - Failed to drive in single lane
  - Under influence – alcohol
  - Failed to control speed
  
- Urban vs Rural fatality totals remained at 49% Urban vs 51% Rural

# Emphasis Areas



- Most emphasis areas tracked with historical percentages from 2021 into 2022
- \*Seatbelt usage percentage excludes unknown and N/A data for motorcyclists, pedestrians, etc.

# Emphasis Areas



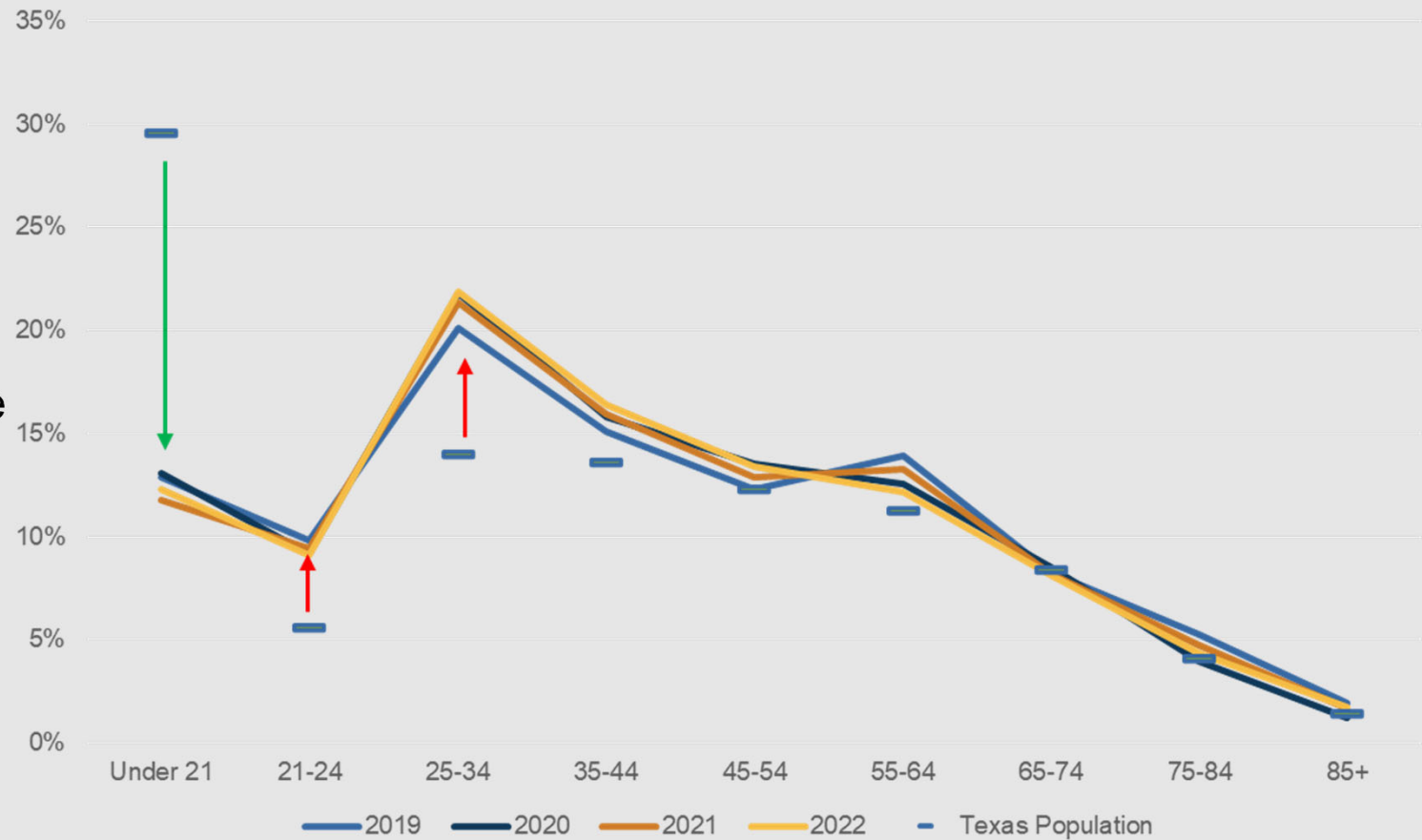
Emphasis area	Year			
	2019	2020	2021	2022
Speed	1,216	1,414	1,538	1,465
Work zones	171	184	245	205
Seat belts	926	1,080	1,235	1,258
Impaired driving	1,285	1,360	1,487	1,327
Distracted driving	368	354	424	470
Pedestrian	662	715	826	826
Bicyclist	67	79	90	91
Motorcyclist	413	483	522	562
Total	3,623	3,897	4,495	4,469

- Most emphasis areas tracked with historical percentages from 2021 into 2022
- Seatbelt usage percentage excludes unknown and N/A data for motorcyclists, pedestrians, etc.

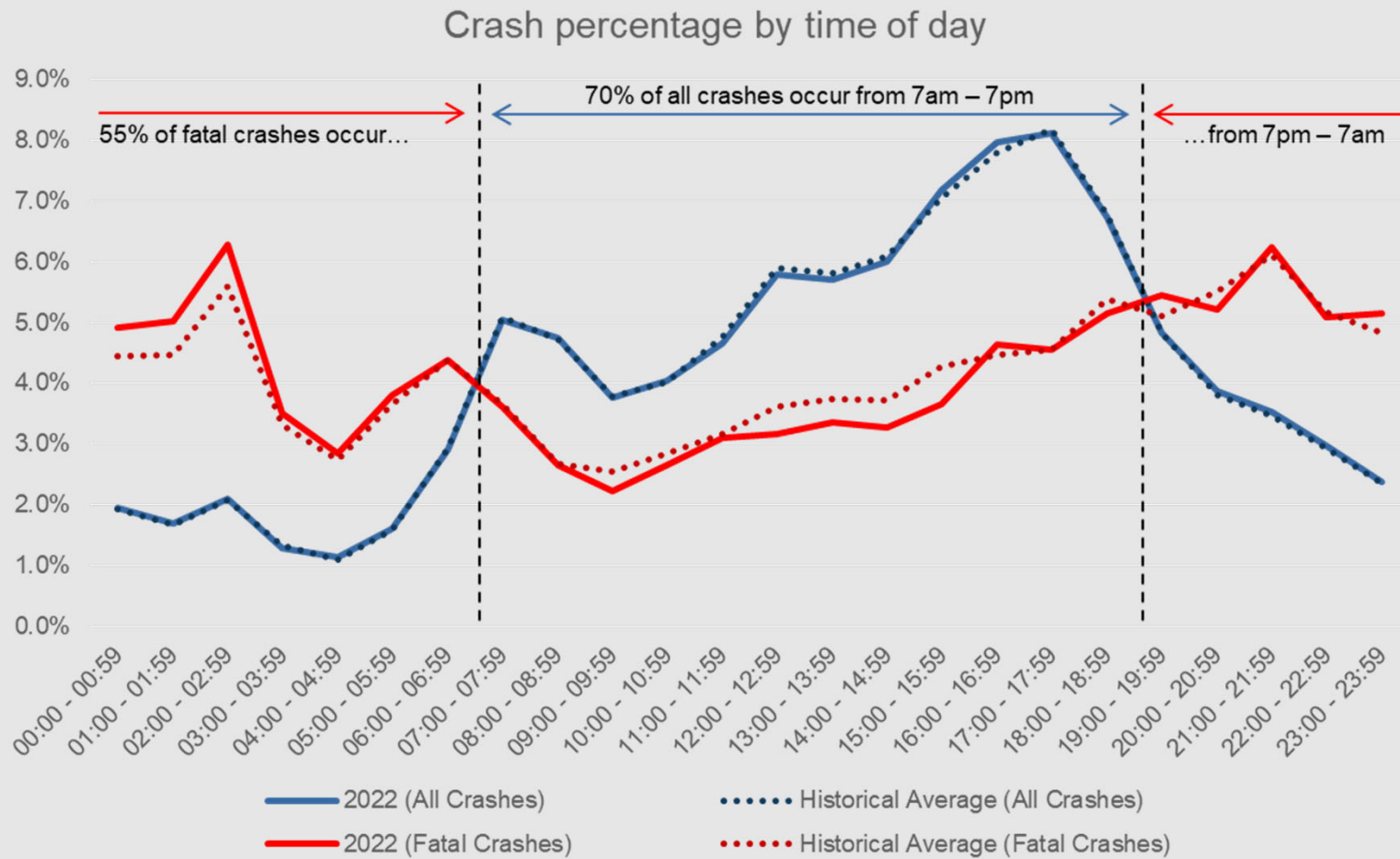
# Fatalities by Age Group vs Texas Population



Fatalities by age group tracked with previous years, with the 21-34 y/o segment significantly over-represented, and the Under 21 y/o group significantly under-represented.



# All crashes and fatalities by time of day




# Dallas County Fatal Crashes



## Fatal Crashes in Dallas County

Year	Total
2018	286
2019	257
2020	307
2021	326
2022	324

## Top 3 Contributing Factors

- 
- **Speeding**
  - **DUI**
  - **Single Vehicle Run off the Road**





NOVEMBER 7, 2000

The last date the State of Texas experienced a deathless day on our roadways.

On May 30, 2019 the Texas Transportation Commission (TTC) adopted Minute Order 115481 directing the Texas Department of Transportation (TxDOT) to “develop and implement strategies required to reduce the number of deaths on Texas roadways by half by the year 2035 and to zero by the year 2050”.

# Safety Projects- Rumble Strips



## Safety Projects- Cable Barrier



# Safety Projects- Signal Upgrades



# Safety Projects- Added Sidewalks



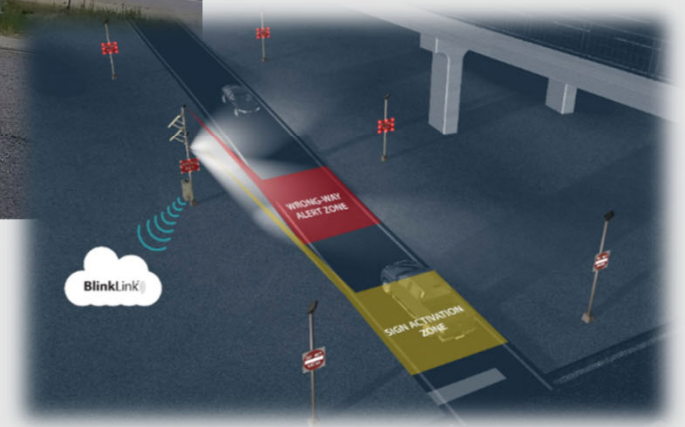
# Safety Projects- Pavement Markings



# Safety Projects- Wrong Way Driver



# Safety Projects- Wrong Way Driver





# Safety Projects- Wrong Way Driver



Wrong Way Driver Advanced Technologies (HSIP Work Code 142)									
CSJ	District	County	Short Description (CSJ Request Form)	Primary Roadway	Limits From	Limits To	Length	SHSP (Emphasis Area)	Total (Bid Items + M&B + Safety)
0047-07-245	DAL	Dallas	Install ATMS	US 75	Knox Henderson	SS 366		Impaired Driving	\$201,731.00
0196-07-035	DAL	Dallas	Install ATMS	SS 366	IH-35E	US 75		Impaired Driving	\$181,643.00
0196-03-292	DAL	Dallas	Install ATMS	IH 35E	Clarendon Dr	Inwood Rd	5.279	Impaired Driving	\$470,400.00
0092-14-107	DAL	Dallas	Install ATMS	IH 345	IH 30	SS 366	1.419	Impaired Driving	\$235,200.00
0009-11-269	DAL	Dallas	Install ATMS	IH 30	2nd Ave ramp	1st Ave ramp	2.953	Impaired Driving	\$156,800.00
0047-07-248									
0047-06-176	DAL	Dallas	Install ATMS	US 75	PGBT	IH 635	6.298	Impaired Driving	\$313,600.00
2374-02-166	DAL	Dallas	Install ATMS	IH 635	N of Elam	Galloway	5	Impaired Driving	\$156,800.00
3000-01-027	DAL	Dallas	Install ATMS	SS 408	SL 12	IH 20	4.213	Impaired Driving	\$313,600.00
0092-02-146	DAL	Dallas	Install ATMS	IH 45	South of Ferris	IH 20	11.096	Impaired Driving	\$313,600.00
									<b>\$2,343,374.00</b>

# Safety Projects- Courtesy Patrol



## Courtesy Patrol

### ➤ Motorist Assistance

- Partnership with Dallas County Sherriff Department and NCTCOG

### ➤ Services Performed:

- Flat Tire
- Stalled Vehicles
- Mechanical Assistance
- Crash Response
- Directions
- Abandoned Vehicles





## Mobility Projects

- Upgrade roadways to current design standards
- Analyze construction work zone design.
- Design for desirable rather than minimums if possible.



# TxDOT and City of Dallas Collaboration- Future Safety Projects



## FY 2023

- 15 Projects
- \$5,707,682.00
- Types of Projects:
  - ✓ Install Sidewalks
  - ✓ Improve Traffic Signals
  - ✓ Install Traffic Signals

## FY 2024

- 18 Projects
- \$9,535,060.00
- Types of Projects:
  - ✓ Wrong Way Driver Advanced Technologies
  - ✓ Improve Traffic Signals
  - ✓ Intersection Improvements
  - ✓ Resurfacing (High Friction Surface Treatment)

## FY 2025

- 18 Projects
- \$8,982,291.00
- Types of Projects:
  - ✓ Improve Traffic Signals

## TOTAL APPROVED SAFETY PROJECTS IN THE CITY OF DALLAS

- 51 Projects
- \$24,225,033.00

## POTENTIAL PROJECTS FOR FY 2026 (within City Limits)

- 34 Projects (under Division Review)
- ~\$15,000,000.00
  - Types of Projects:
    - ✓ Improve Traffic Signals
    - ✓ Pedestrian Crossing Deterrents
    - ✓ WWD Advanced Technologies
    - ✓ Install Dynamic Speed Feedback Signs



**Ceason Clemens, P.E.**  
District Engineer  
TxDOT, Dallas District  
[Ceason.Clemens@txdot.gov](mailto:Ceason.Clemens@txdot.gov)  
(214) 320-6110

Please feel free to contact us for  
more information.

**Thank You!**