DO NOT REPRODUCE THESE DRAWINGS AND SPECIFICATIONS WITHOUT THE EXPRESSED WRITTEN PERMISSION OF THE DESIGNER. THE DRAWINGS AND SPECIFICATIONS ARE INSTRUMENTS OF THE SERVICE AND SHALL REMAIN THE PROPERTY OF THE DESIGNER WHETHER THE PROJECT FOR WHICH THEY WERE MADE IS EXECUTED OR NOT. THE REPRODUCTION OF THESE DRAWINGS AND SPECIFICATIONS, NOT BE USED BY ANYONE ON ANY OTHER PROJECTS FOR ADDITIONS TO THIS PROJECT BY OTHERS EXCEPT BY THE EXPRESSED WRITTEN PERMISSION OF THE DESIGNER.

© COPYRIGHT MARSH AND ASSOCIATES, INC. 2025

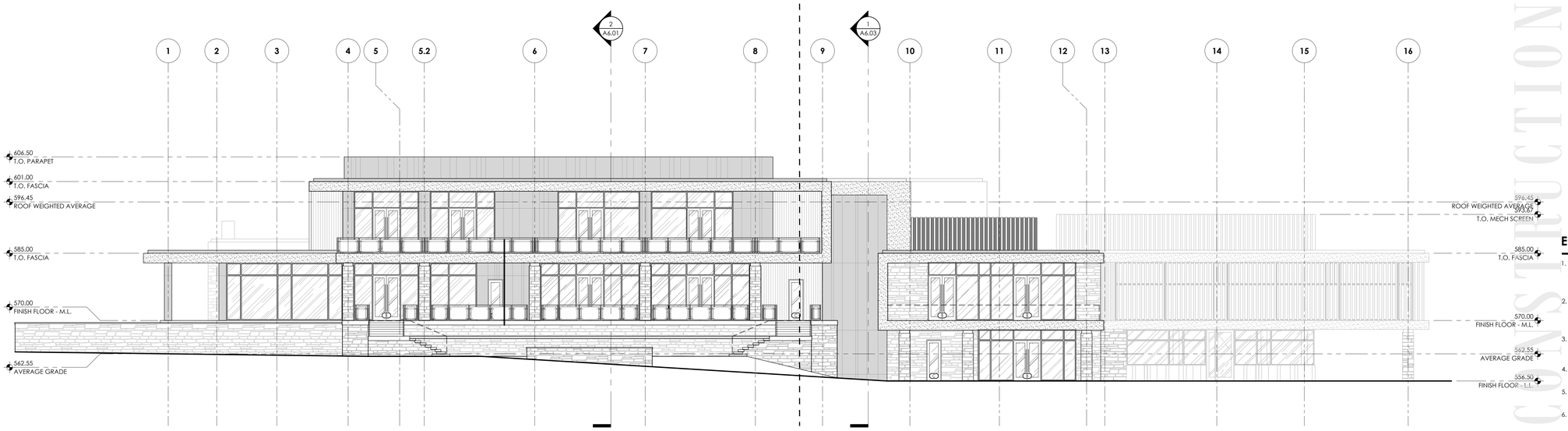

BUILDING ELEVATION - SOUTH (1)
3/32" = 1'-0"

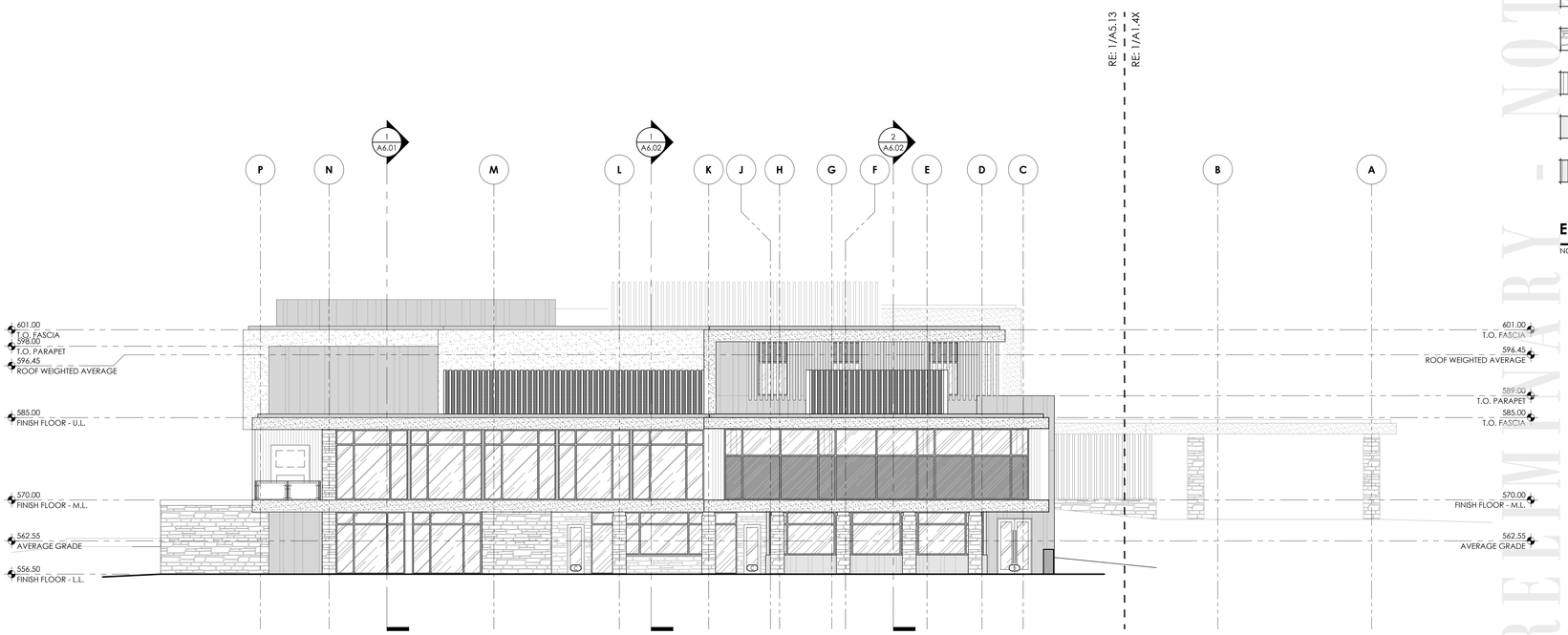

BUILDING ELEVATION - EAST (2)
3/32" = 1'-0"

CITY APPROVAL STAMP AREA

ELEV. / SECT. GENERAL NOTES

1. BUILDING ELEVATIONS AND SECTIONS SHOWN ARE TO HELP CLARIFY OVERALL DESIGN INTENT. REFER TO FLOOR PLANS, ROOF PLANS, WALL SECTIONS, ETC., FOR SPECIFIC DESIGN INFORMATION NOT EXPRESSLY DEFINED HEREIN.
2. EXTERIOR FINISH MATERIALS AND TREATMENTS ARE NOT NOTED IN ALL LOCATIONS. WHERE A MATERIAL, SURFACE, OR SYSTEM IS DEFINED THE BALANCE SHALL BE CONSIDERED AS REPETITION.
3. REFER TO ELECTRICAL DRAWINGS FOR SPECIFIC TYPE AND SIZE OF EXTERIOR WALL AND CEILING MOUNTED LIGHT FIXTURES.
4. REFER TO MOUNTING HEIGHT STANDARDS FOR TYPICAL WALL-MOUNTED DEVICE HEIGHTS AND ALIGNMENTS.
5. COORDINATE WITH CIVIL/LANDSCAPE FOR PERIMETER PAVING/GRADING TREATMENT AROUND BUILDING.
6. COORDINATE GUTTER AND DOWNSPOUT LOCATIONS WITH ROOF PLAN & OWNER.
7. GRADE LINES INDICATED ON ELEVATIONS ARE APPROXIMATE. REFER TO CIVIL DRAWINGS FOR FINISH GRADE CONTOURS.
8. REFER TO APPROPRIATE SCHEDULES FOR SIZES AND CONFIGURATIONS OF DOORS, WINDOWS, LOUVERS, SHUTTERS, ETC.
9. COORDINATE LANDSCAPING TO SCREEN EXPOSED FOUNDATION.
10. ALL ELEVATION HEIGHTS (DATUMS) ARE IN RELATION TO 100'-0" FINISH FLOOR.

ELEV. / SECT. SYMBOL LEGEND

- EC-03: 3-COAT STUCCO SYSTEM; RE: SPECS & EXTERIOR MATERIAL SCHEDULE
- EC-01: FULL THICKNESS STONE VENEER TO MATCH EXISTING BUILDING STONE
- EC-02: COMPOSITE WOOD SIDING SYSTEM WITH CONCEALED FASTENERS; RE: EXTERIOR MATERIAL SCHEDULE
- EC-04: ACM RAINSCREEN PANEL SYSTEM
- EC-05: COMPOSITE WOOD SLATS; RE: EXTERIOR MATERIAL SCHEDULE (PREFINISHED PERFORATED METAL BACKING AT MECHANICAL SCREENS)

ELEV. / SECT. KEYED NOTES

NOTE: NOT ALL NOTES MAY APPLY TO THIS SHEET

PRELIMINARY - NOT FOR CONSTRUCTION

MAI
MARSH AND ASSOCIATES, INC.
ARCHITECTURE + INTERIOR DESIGN

NORTHWOOD CLUB
6524 Alpha Road
Dallas, TX 75240

CLUBHOUSE

INTERIM REVIEW DOCUMENTS
THESE DESIGN DOCUMENTS ARE INCOMPLETE AND ARE INTENDED TO BE USED FOR REVIEW AND COORDINATION ONLY. THEY MAY NOT BE USED FOR REGULATORY APPROVAL, PERMIT, PRICING, OR CONSTRUCTION.
MATTHEW D. KUNKLE
TX. REGISTRATION NO.: 26872

DATE:	ISSUED FOR:
10.03.25	50% DESIGN DEVELOPMENT
11.20.25	100% DESIGN DEVELOPMENT
01.12.26	BLDG. HEIGHT CLARIFICATIONS

MAI PROJECT NO.:

OVERALL EXTERIOR ELEVATIONS

A5.01-X

Jan 12, 2026 - 5:13PM
P:\Active Projects\Northwood Club\01 Drawings\01 Clubhouse\11 Internal Coordination\2025_1229 - CLUBHOUSE HEIGHTS\A5.01-OVERALL EXTERIOR ELEVATIONS.dwg

DO NOT REPRODUCE: THESE DRAWINGS AND SPECIFICATIONS WITHOUT THE EXPRESSED WRITTEN PERMISSION OF THE DESIGNER. THE DRAWINGS AND SPECIFICATIONS ARE INSTRUMENTS OF THE DESIGNER'S SERVICE AND SHALL REMAIN THE PROPERTY OF THE DESIGNER. THEY ARE TO BE RETURNED OR REPRODUCED UPON REQUEST. THEY ARE NOT TO BE USED ON ANY OTHER PROJECT. THE SERVICE AND DRAWINGS AND SPECIFICATIONS PREPARED BY THE DESIGNER FOR THIS PROJECT ARE INTENDED SOLELY FOR USE ON THIS PROJECT BY OTHERS EXCEPT BY THE EXPRESSED WRITTEN PERMISSION OF THE DESIGNER.

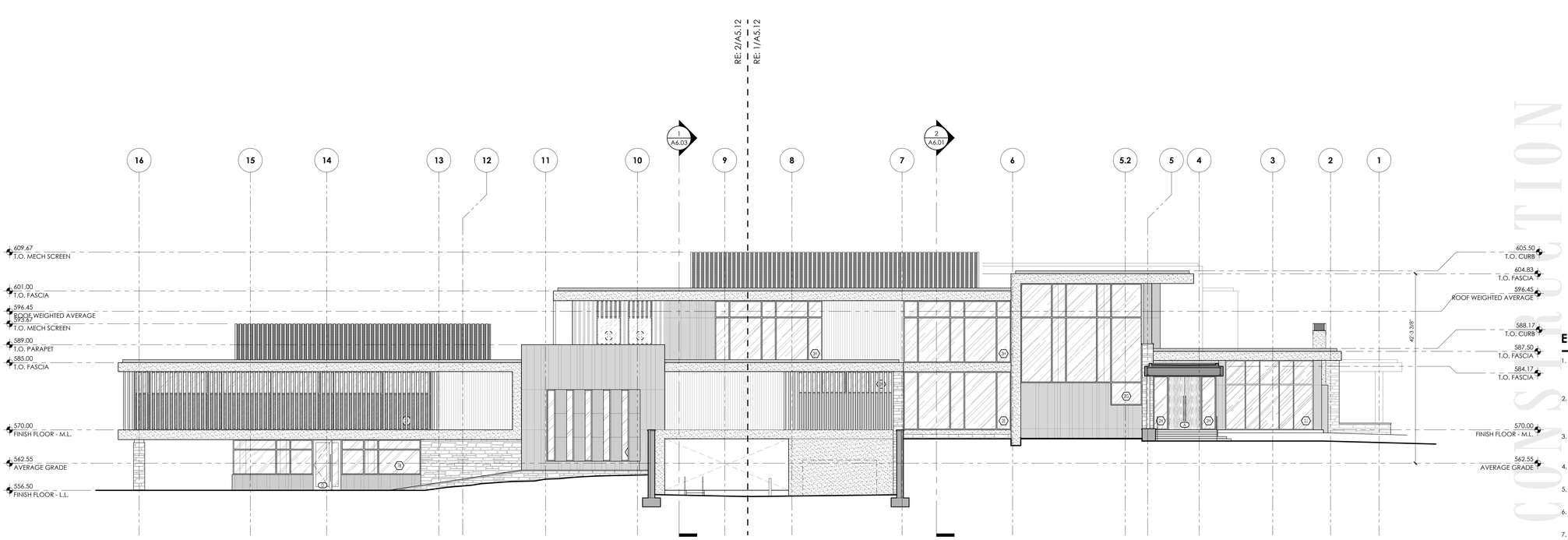

BUILDING ELEVATION - NORTH (1)

3/32" = 1'-0"

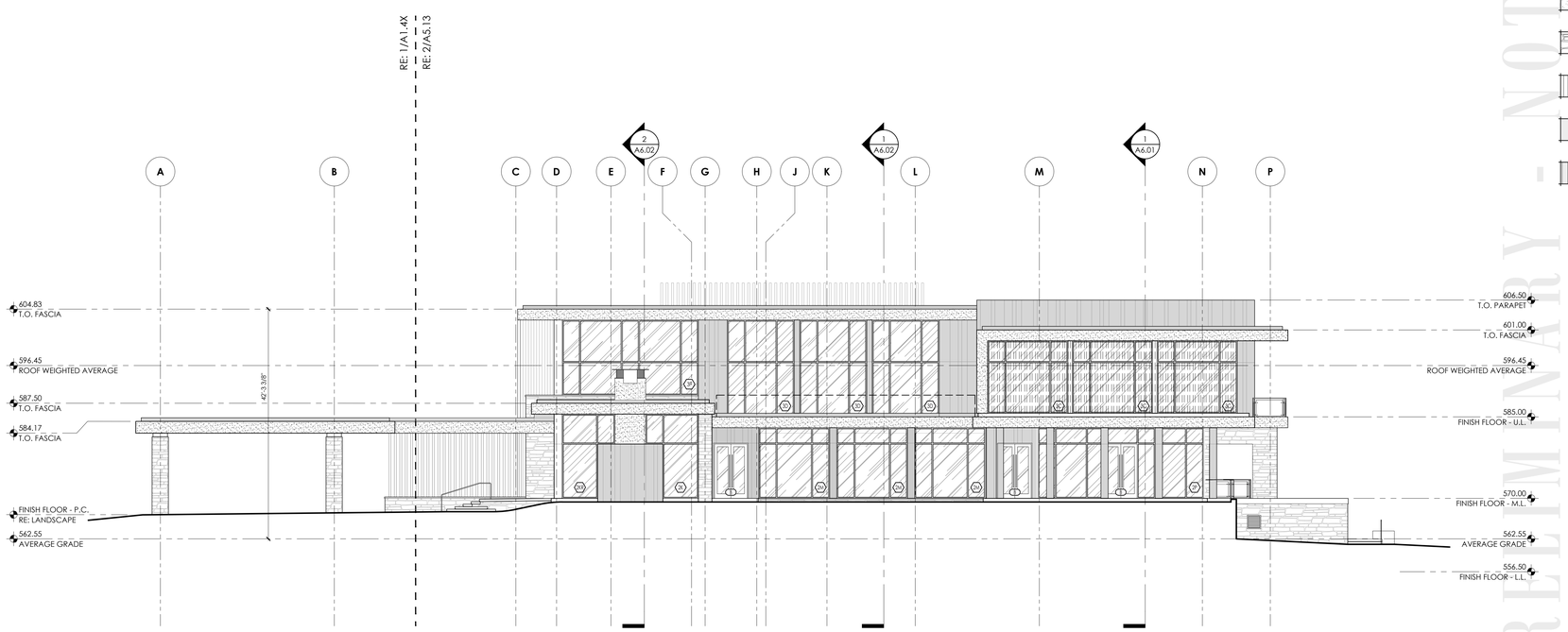

BUILDING ELEVATION - WEST (2)

3/32" = 1'-0"

CITY APPROVAL STAMP AREA

ELEV. / SECT. GENERAL NOTES

1. BUILDING ELEVATIONS AND SECTIONS SHOWN ARE TO HELP CLARIFY OVERALL DESIGN INTENT. REFER TO FLOOR PLANS, ROOF PLANS, WALL SECTIONS, ETC. FOR SPECIFIC DESIGN INFORMATION NOT EXPRESSLY DEFINED HEREIN.
2. EXTERIOR FINISH MATERIALS AND TREATMENTS ARE NOT NOTED IN ALL LOCATIONS. WHERE A MATERIAL, SURFACE, OR SYSTEM IS DEFINED THE BALANCE SHALL BE CONSIDERED AS REPETITION.
3. REFER TO ELECTRICAL DRAWINGS FOR SPECIFIC TYPE AND SIZE OF EXTERIOR WALL AND CEILING MOUNTED LIGHT FIXTURES.
4. REFER TO MOUNTING HEIGHT STANDARDS FOR TYPICAL WALL-MOUNTED DEVICE HEIGHTS AND ALIGNMENTS.
5. COORDINATE WITH CIVIL/LANDSCAPE FOR PERIMETER PAVING/GRADING TREATMENT AROUND BUILDING.
6. COORDINATE GUTTER AND DOWNSPOUT LOCATIONS WITH ROOF PLAN & OWNER.
7. GRADE LINES INDICATED ON ELEVATIONS ARE APPROXIMATE. REFER TO CIVIL DRAWINGS FOR FINISH GRADE CONTOURS.
8. REFER TO APPROPRIATE SCHEDULES FOR SIZES AND CONFIGURATIONS OF DOORS, WINDOWS, LOUVERS, SHUTTERS, ETC.
9. COORDINATE LANDSCAPING TO SCREEN EXPOSED FOUNDATION.
10. ALL ELEVATION HEIGHTS (DATUMS) ARE IN RELATION TO 100'-0" FINISH FLOOR.

ELEV. / SECT. SYMBOL LEGEND

- EC-03: 3-COAT STUCCO SYSTEM; RE: SPECS & EXTERIOR MATERIAL SCHEDULE
- EC-01: FULL THICKNESS STONE VENEER TO MATCH EXISTING BUILDING STONE
- EC-02: COMPOSITE WOOD SIDING SYSTEM WITH CONCEALED FASTENERS; RE: EXTERIOR MATERIAL SCHEDULE
- EC-04: ACM RAINSCREEN PANEL SYSTEM
- EC-05: COMPOSITE WOOD SLATS; RE: EXTERIOR MATERIAL SCHEDULE (PREFINISHED PERFORATED METAL BACKING AT MECHANICAL SCREENS)

PRELIMINARY - NOT FOR CONSTRUCTION

MAI
MARSH AND ASSOCIATES, INC.
ARCHITECTURE + INTERIOR DESIGN

NORTHWOOD CLUB
6524 Alpha Road
Dallas, TX 75240

CLUBHOUSE

INTERIM REVIEW DOCUMENTS
THESE DESIGN DOCUMENTS ARE INCOMPLETE AND ARE INTENDED TO BE USED FOR REVIEW AND COORDINATION ONLY. THEY MAY NOT BE USED FOR REGULATORY APPROVAL, PERMIT, PRICING, OR CONSTRUCTION.
MATTHEW D. KUNKLE
TX. REGISTRATION NO.: 26872

DATE:	ISSUED FOR:
10.03.25	50% DESIGN DEVELOPMENT
11.20.25	100% DESIGN DEVELOPMENT
01.12.26	BLDG. HEIGHT CLARIFICATIONS

MAI PROJECT NO.:

OVERALL EXTERIOR ELEVATIONS

A5.11-X

© COPYRIGHT MARSH AND ASSOCIATES, INC. 2025

Jan 14, 2026 - 11:10AM
P:\Active Projects\Northwood Club\01 Drawings\01 Clubhouse\11 Internal Coordination\2025_1229 - CLUBHOUSE HEIGHTS\A5.11-OVERALL EXTERIOR ELEVATIONS.dwg