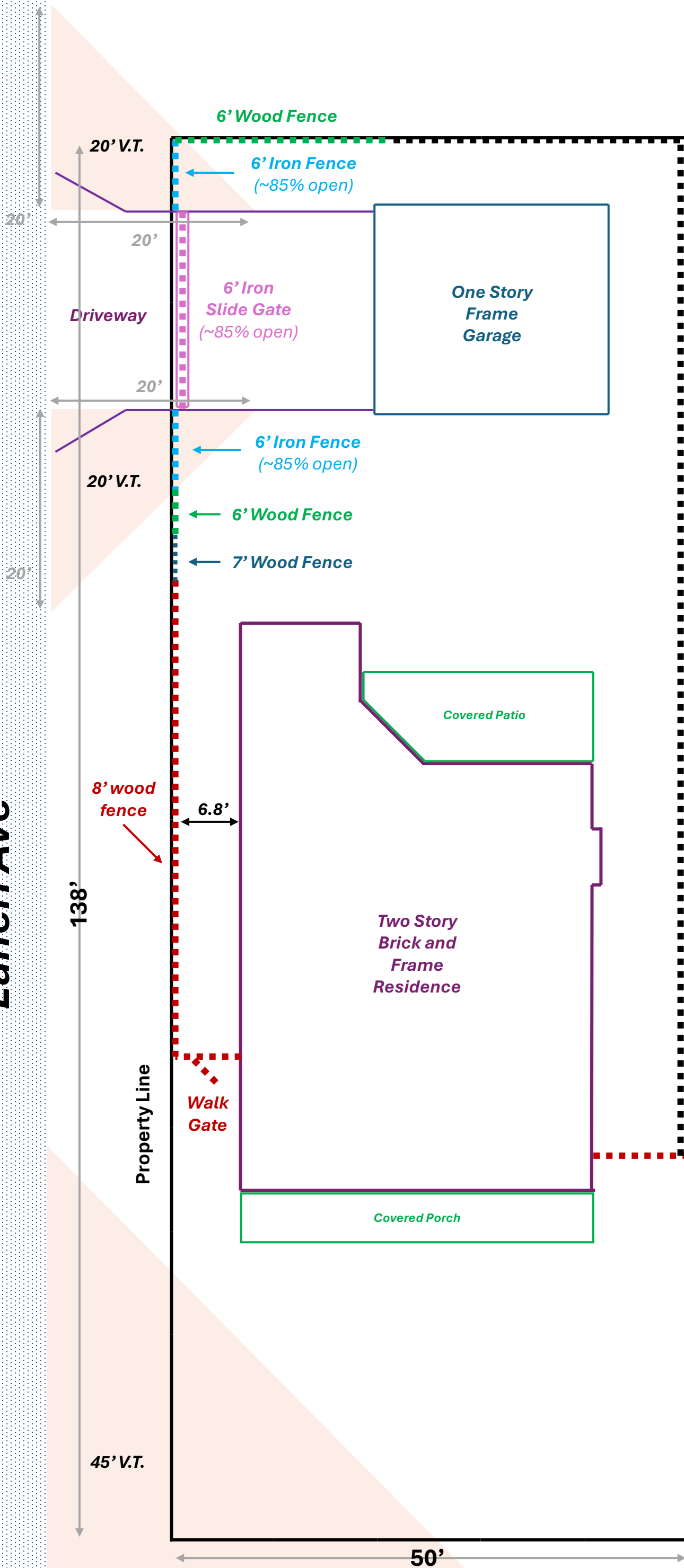


Laneri Ave



FENCE PLAN:

**5303 Bonita Ave
Dallas, TX 75206**

**Lot Dimensions:
50' x 138'**

**SCALE:
1" = 10'-0"**

LEGEND:

- - - - - New Wood Fence (8ft tall, 0% open)
- - - - - New Wood Fence (7' tall, 0% open)
- - - - - New Wood Fence (6ft tall, 0% open)
- - - - - New Iron Fence (6ft tall, ~85% open)
- - - - - New Iron Slide Gate (6ft tall, ~85% open)
- - - - - Existing Wood Fence (will be left as-is)
- Driveway / Drive Radiu

Visibility Triangle

FENCE SPECS:

Wood Fence:

- 6', 7', and 8' Tall
- Board-on-Board cedar picket (1x6")
- Top cap (2x6") and top trim (1x4")
- Steel PostMaster posts set 6' on center (max)

Iron Fence

- Flat top / flat bottom design
- Powder-coated black
- 1" rails, 5/8" pickets
- Picket spacing: 4.0" O.C.
- 2x2" posts set 8' on center (max)

Iron Gate

- Flat top / flat bottom design
- Powder-coated black
- 2" rails, 5/8" pickets
- Picket spacing: 4.0" O.C.
- 4x4" posts

Bonita Ave

8FT TALL WOOD FENCE

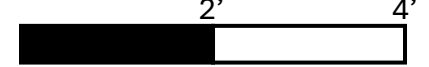
SPECIFICATIONS/DESCRIPTION:

- **Height:** 8ft tall
- **Section Width:** 8ft on center (max)
- **Stain:** Pre-stained Dark Brown, oil-based, semi-transparent stain

SCALE:

1/2" = 1'-0"

2' 4'



INTERIOR VIEW

EXTERIOR VIEW

2"x4" CEDAR
NAILER "RAIL"

2"x6" CEDAR TOP CAP

1"x6" CEDAR PICKETS
("BOARD-ON-BOARD")

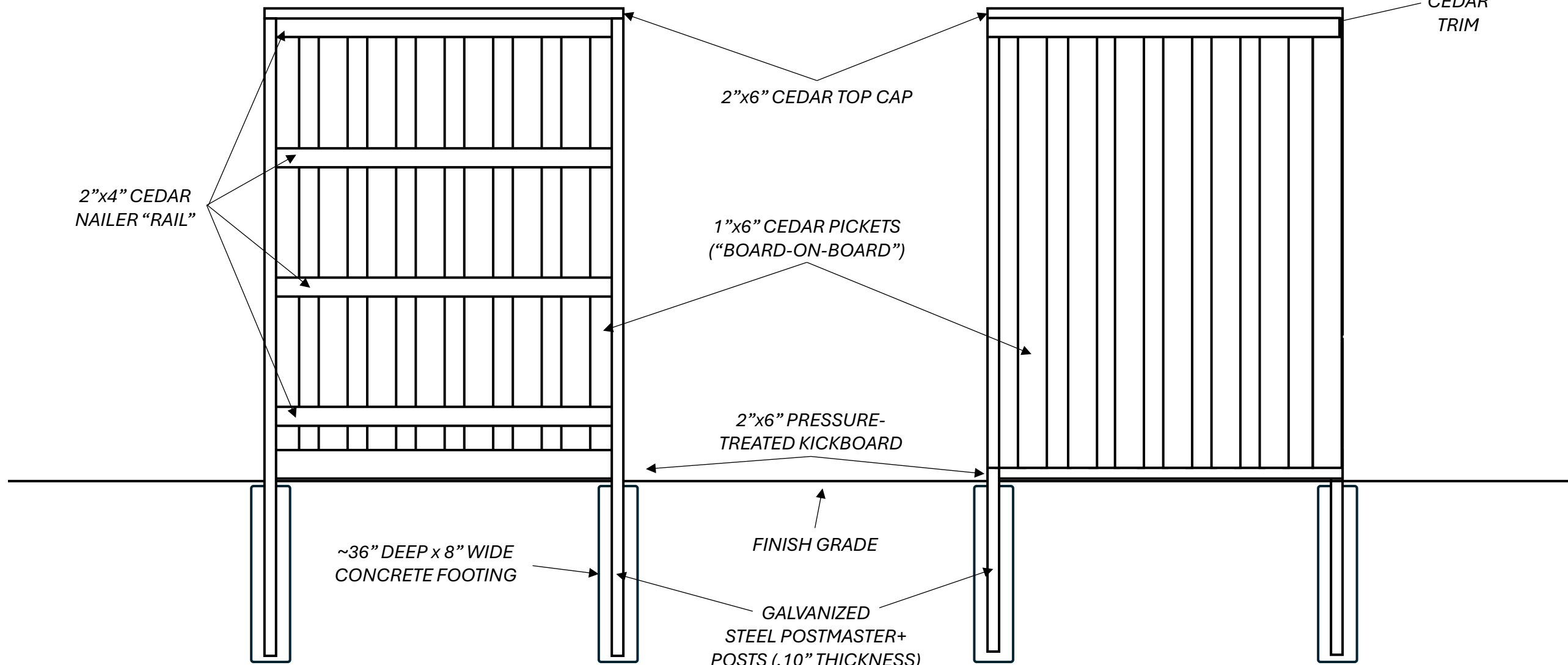
2"x6" PRESSURE-
TREATED KICKBOARD

~36" DEEP x 8" WIDE
CONCRETE FOOTING

FINISH GRADE

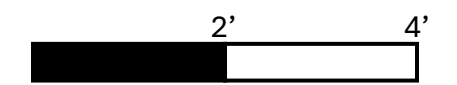
GALVANIZED
STEEL POSTMASTER+
POSTS (.10" THICKNESS)

1"x4"
CEDAR
TRIM



SCALE:

1/2" = 1'-0"



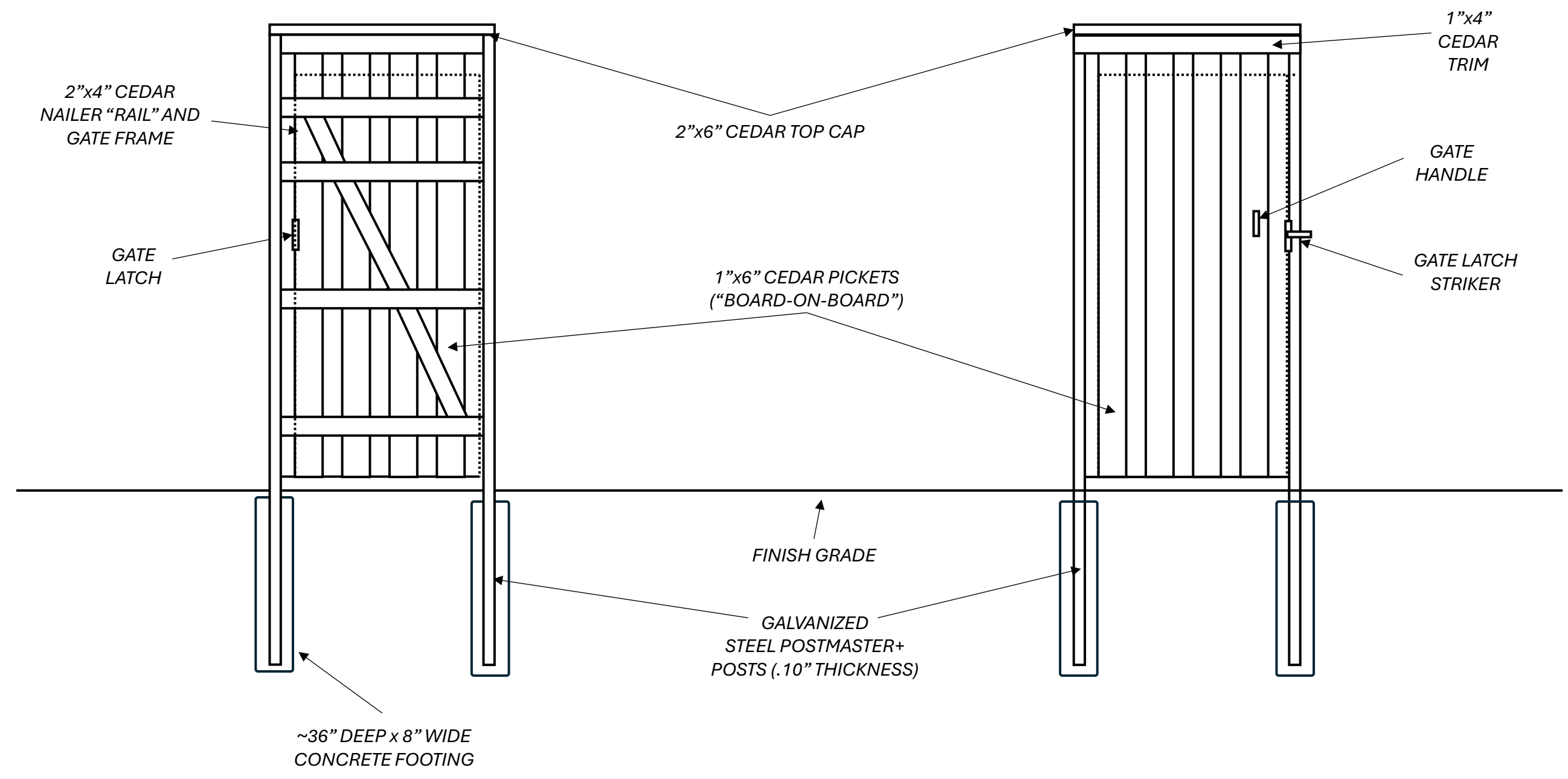
SPECIFICATIONS/DESCRIPTION:

- **Height:** 8ft tall
- **Width:** ~42"
- **Stain:** Pre-stained Dark Brown, oil-based, semi-transparent stain

8FT TALL WOOD GATE

INTERIOR VIEW

EXTERIOR VIEW



7FT TALL WOOD FENCE

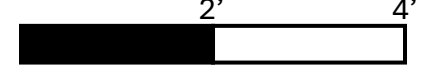
SPECIFICATIONS/DESCRIPTION:

- **Height:** 7ft tall
- **Section Width:** 6ft on center (max)
- **Stain:** Pre-stained Dark Brown, oil-based, semi-transparent stain

SCALE:

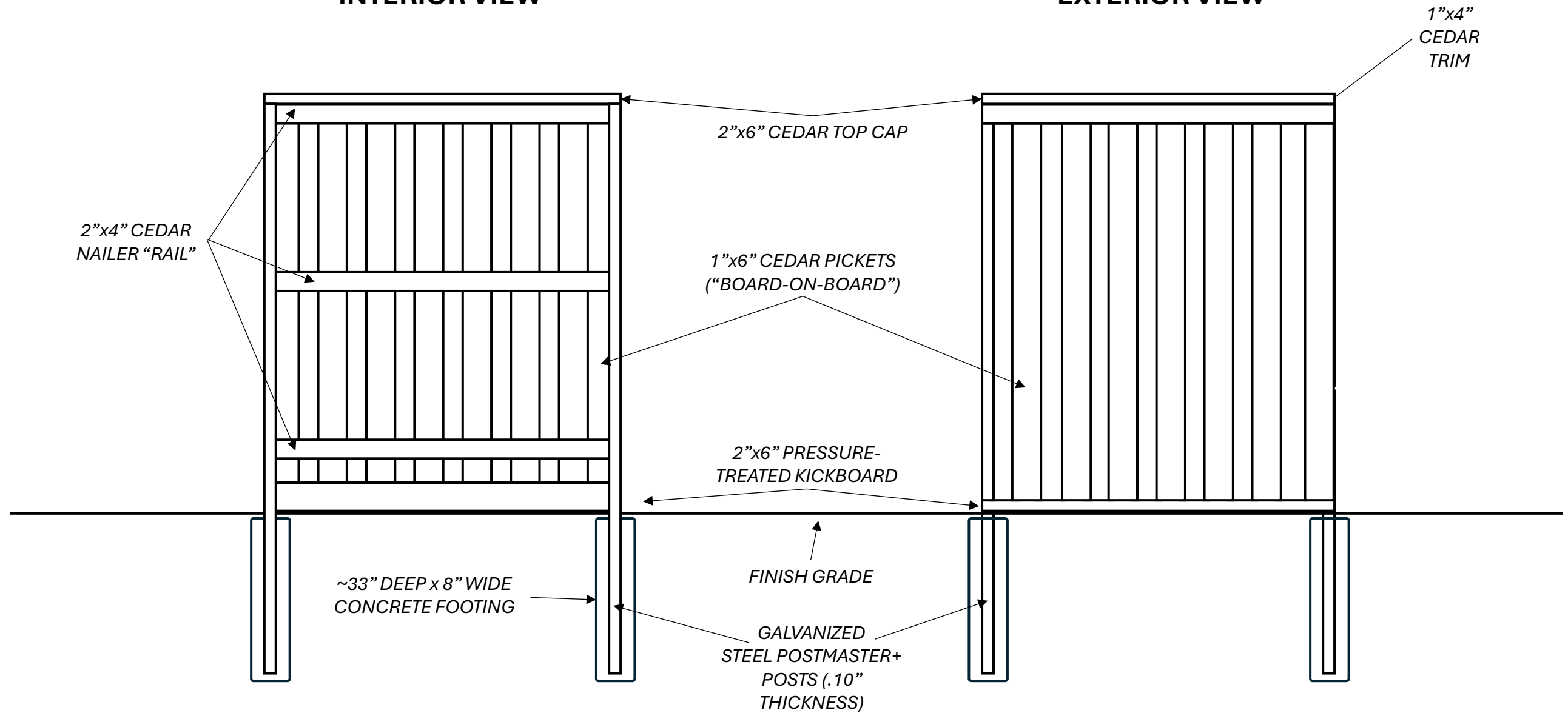
1/2" = 1'-0"

2' 4'



INTERIOR VIEW

EXTERIOR VIEW



SCALE:

1/2" = 1'-0"

2' 4'



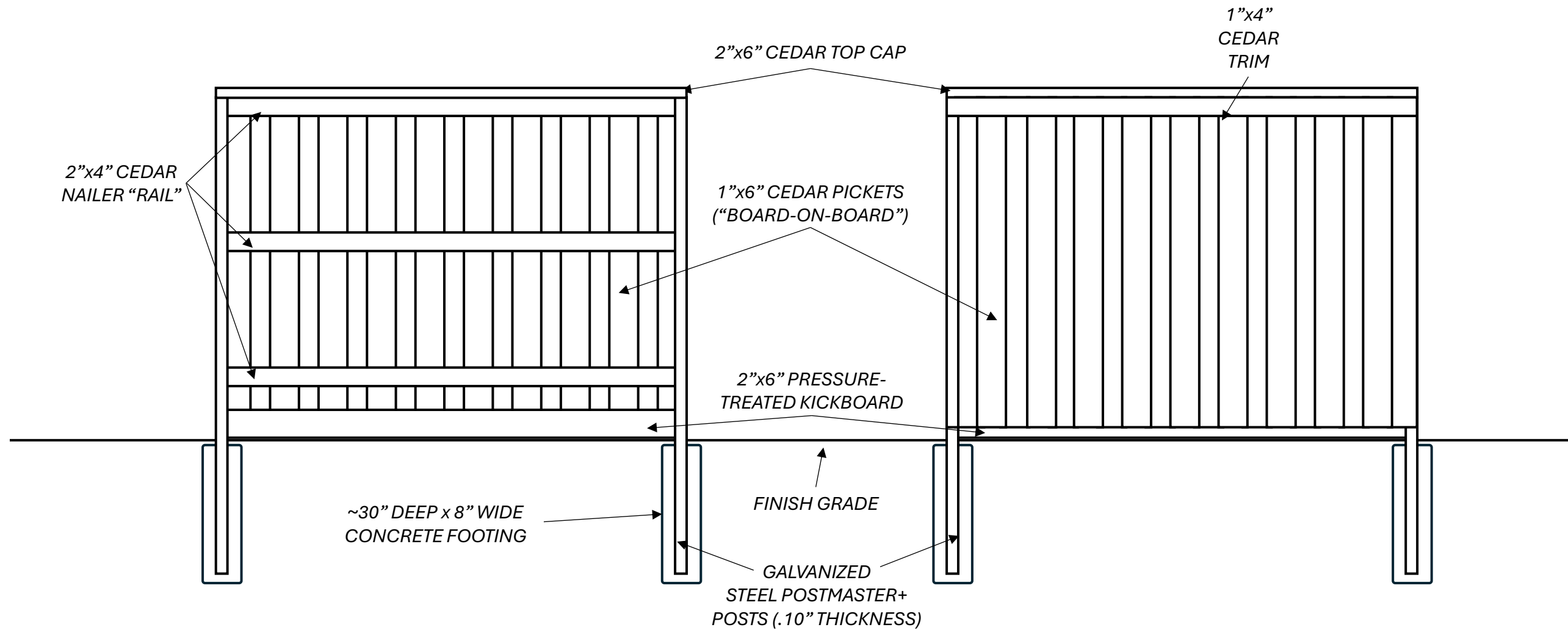
SPECIFICATIONS/DESCRIPTION:

- **Height:** 6ft tall
- **Section Width:** 8ft on center (max)
- **Stain:** Pre-stained Dark Brown, oil-based, semi-transparent stain

6FT TALL WOOD FENCE

INTERIOR VIEW

EXTERIOR VIEW



SCALE:

1/2" = 1'-0"

2'

4'

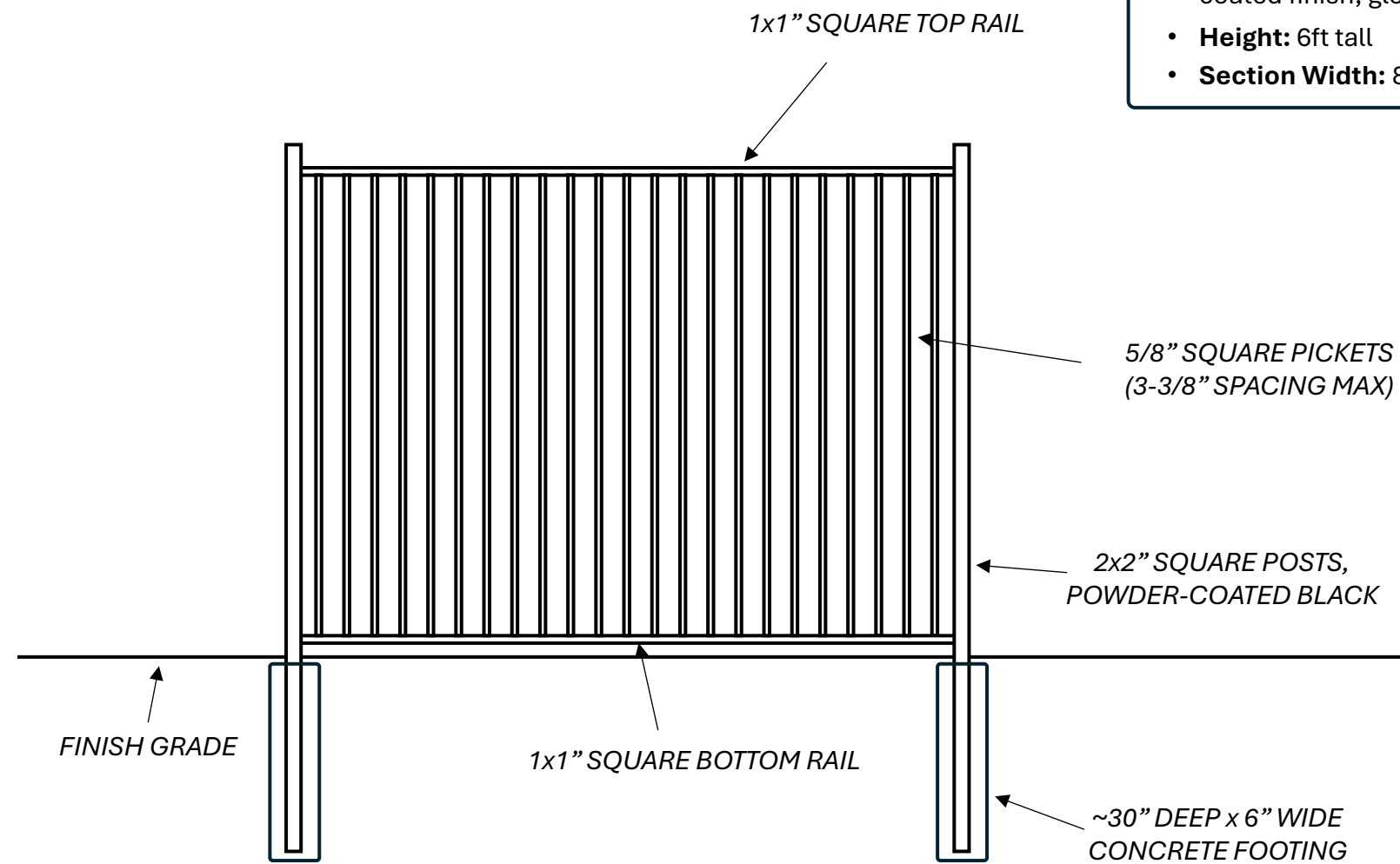


6FT TALL ORNAMENTAL STEEL FENCE (POWDER-COATED BLACK)

INTERIOR / EXTERIOR VIEW

SPECIFICATIONS/DESCRIPTION:

- **Material:** Steel (Black powder-coated finish, gloss)
- **Height:** 6ft tall
- **Section Width:** 8ft on center (max)



SCALE:

1/2" = 1'-0"

2'

4'

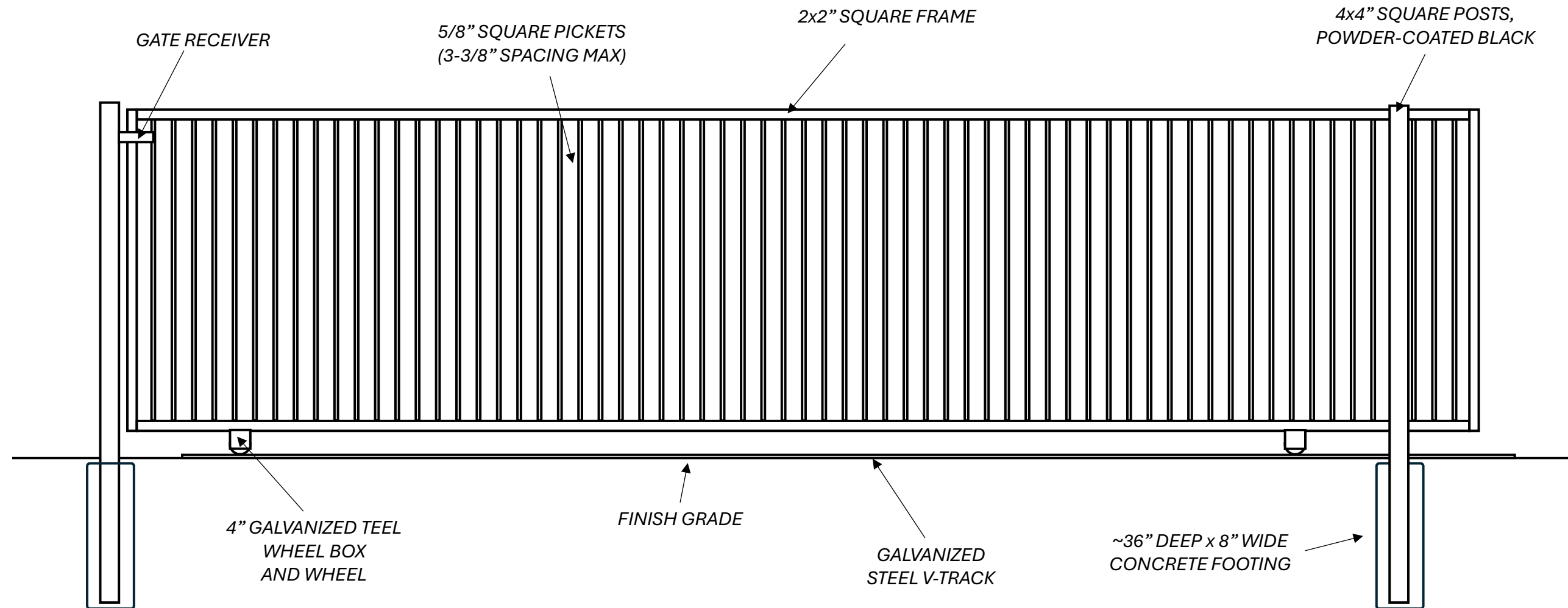


6FT TALL ORNAMENTAL STEEL DRIVE GATE (POWDER-COATED BLACK)

EXTERIOR VIEW

SPECIFICATIONS/DESCRIPTION:

- **Material:** Steel (Black powder-coated finish, gloss)
- **Height:** 6ft tall
- **Section Width:** 8ft on center (max)



SCALE:
1/2" = 1'-0"

6FT TALL ORNAMENTAL STEEL DRIVE GATE (POWDER-COATED BLACK)

INTERIOR VIEW

- SPECIFICATIONS/DESCRIPTION:**
- **Material:** Steel (Black powder-coated finish, gloss)
 - **Height:** 6ft tall
 - **Section Width:** 8ft on center (max)

