



City of Dallas

2020 Violent Crime Reduction Plan

Public Safety Committee

October 12, 2020



Teena Schultz, Deputy Chief
Dallas Police Department
City of Dallas

Presentation Overview



- Goals and Objectives
- Month of September
- Where We Are
- Project Safe Neighborhood
- Operations/Initiatives
- Performance Metrics Updates



Goals and Objectives



Crime Reduction Goals

- 10% Reduction in murders and aggravated assaults in the Southeast, Southwest, and South-Central Divisions
- 10% Reduction in individual and business robberies in the Northeast and Southwest Divisions
- 5% Overall reduction in the violent crime category across all divisions

Objectives

- Implement a data-driven, comprehensive approach to address people, places, and behaviors impacting violent crime
- Increase clearance rates and solvability of violent crime
- Improve coordination and communications within the department and with external partners
- Optimize departmental resources using technology and improved key operational and organizational changes



The Month of September



- Aggravated Assaults and Homicides continue to be the department's primary area of concern.
- Homicides – 24
 - 8 Argument / Conflict
 - 3 Family Violence
 - 3 Robberies
 - 10 Unknown
- Aggravated Assaults (NFV) - 488
 - Argument / Conflict is the major cause for majority of these offenses.
 - Locations
 - Convenience Stores, Multi Family Locations
 - YTD Comparison Incidents VS Victims
 - 2019 - 2500 Incidents VS 3482 Victims
 - 2020 – 2986 Incidents VS 4394 Victims



Where We Are

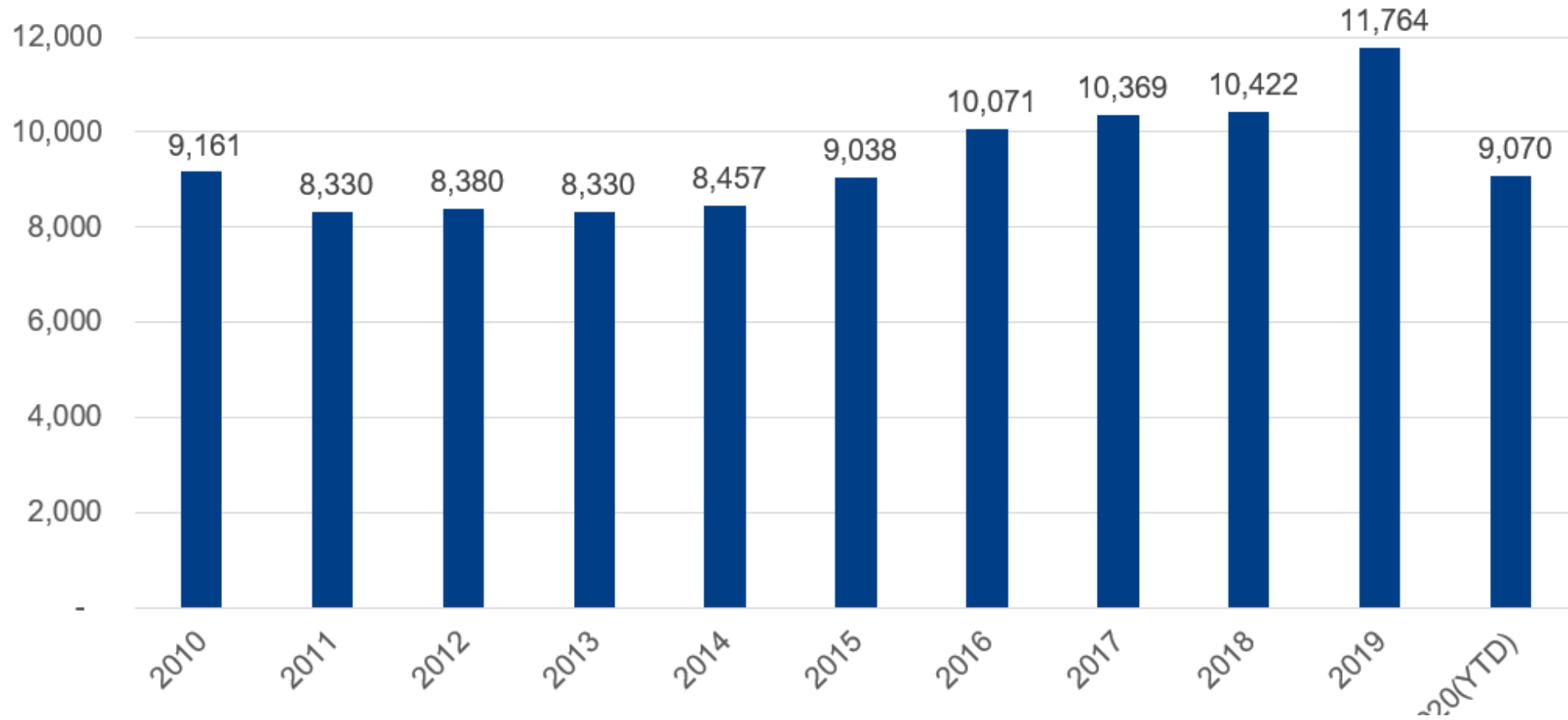


NIBRS COMPSTAT DAILY CRIME BRIEFING Monday, August 31, 2020

<u>NIBRS Compstat Crime</u>	YTD TY	YTD LY	Cnt Diff	% Chg
AGG ASSAULT - FV	1469	1380	89	6.45%
AGG ASSAULT - NFV	4394	3482	912	26.19%
<i>Sub-Total ASSAULT OFFENSES</i>	5863	4862	1001	20.59%
MURDER & NONNEGLIGENT MANSLAUGHTER	167	161	6	3.73%
<i>Sub-Total HOMICIDE OFFENSES</i>	167	161	6	3.73%
ROBBERY-BUSINESS	494	772	-278	-36.01%
ROBBERY-INDIVIDUAL	2029	2741	-712	-25.98%
<i>Sub-Total ROBBERY</i>	2523	3513	-990	-28.18%
SEX OFFENSES	517	651	-134	-20.58%
Sub-Total : Violent	9070	9187	-117	-1.27%
<u>NIBRS Compstat Crime</u>	YTD TY	YTD LY	Cnt Diff	% Chg
BURGLARY-BUSINESS	3208	3219	-11	-0.34%
BURGLARY-RESIDENCE	2757	3302	-545	-16.51%
<i>Sub-Total BURGLARY ENTERING</i>	5965	6521	-556	-8.53%
BMV	11611	11656	-45	-0.39%
OTHER THEFT	6448	7083	-635	-8.97%
SHOPLIFTING	1708	1752	-44	-2.51%
<i>Sub-Total LARCENY/ THEFT OFFENSES</i>	19767	20491	-724	-3.53%
UUMV	7933	8225	-292	-3.55%
<i>Sub-Total MOTOR VEHICLE THEFT</i>	7933	8225	-292	-3.55%
Sub-Total : Non-Violent	33665	35237	-1572	-4.46%
GRAND TOTAL	42735	4424	-1689	-3.80%



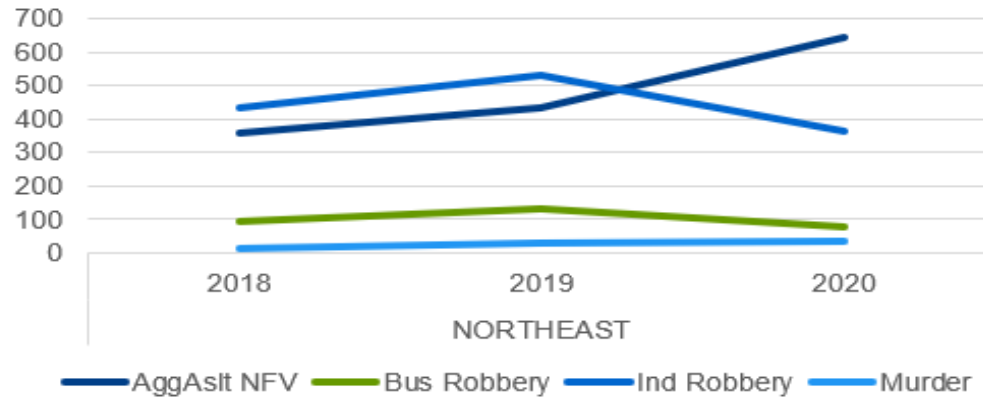
Violent Crime History



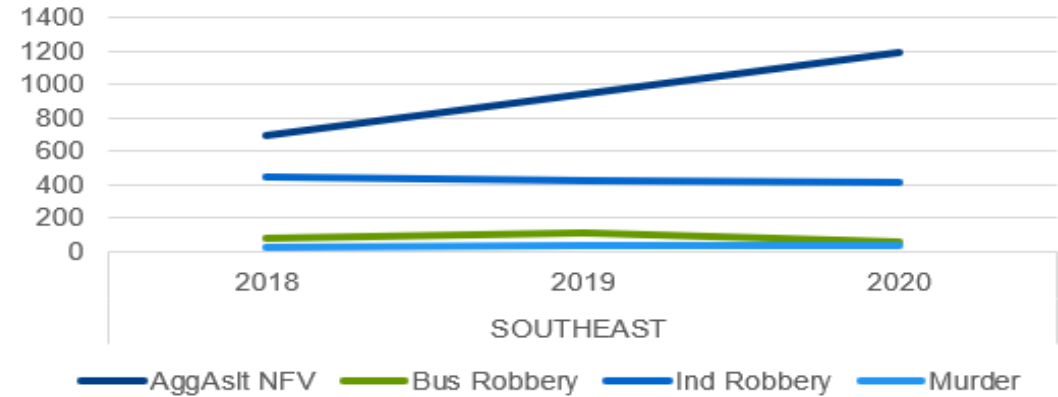
Violent Crime Targeted Divisions YTD



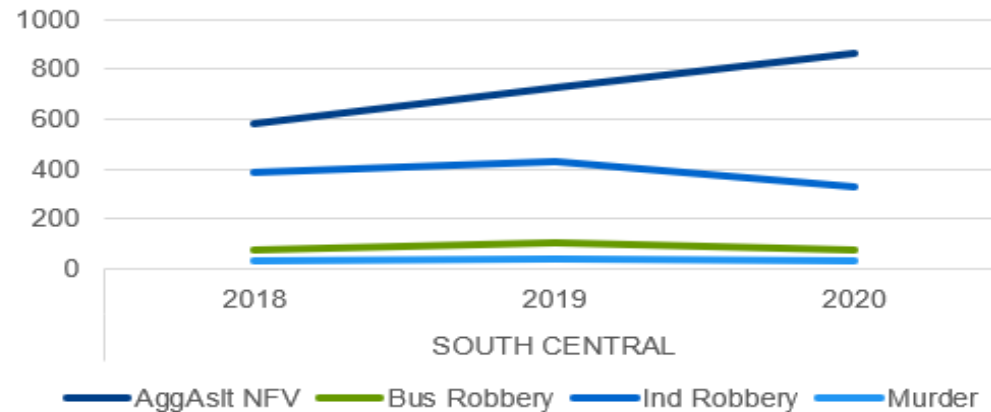
NORTHEAST DIVISION



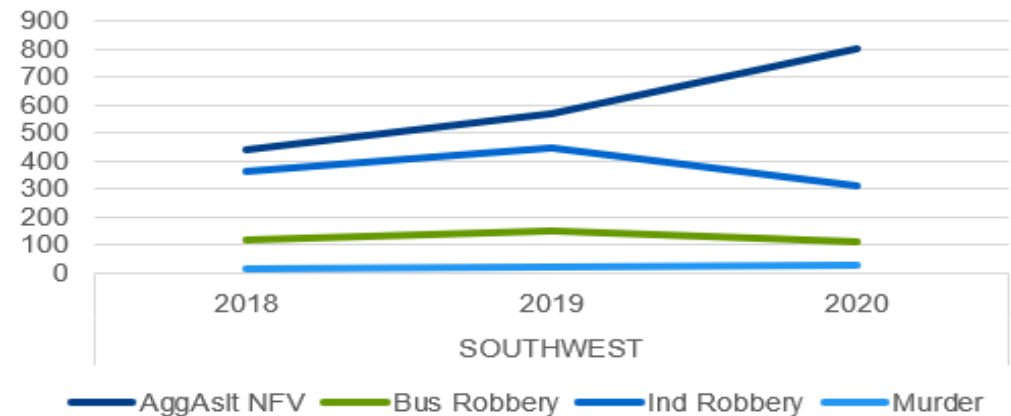
SOUTHEAST DIVISION



SOUTH CENTRAL DIVISION



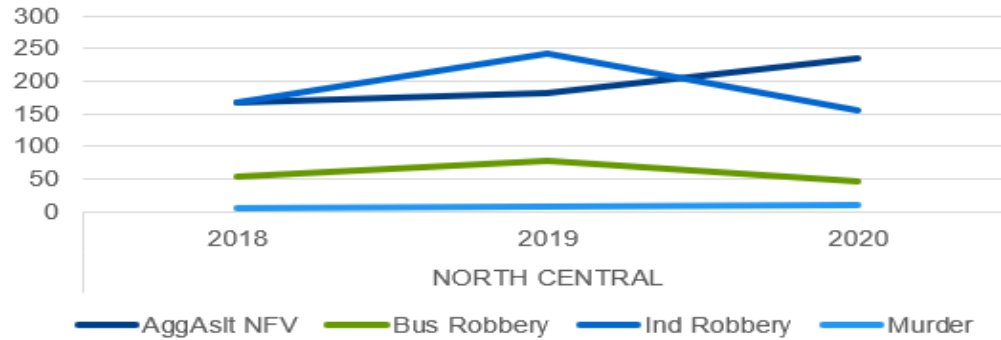
SOUTHWEST DIVISION



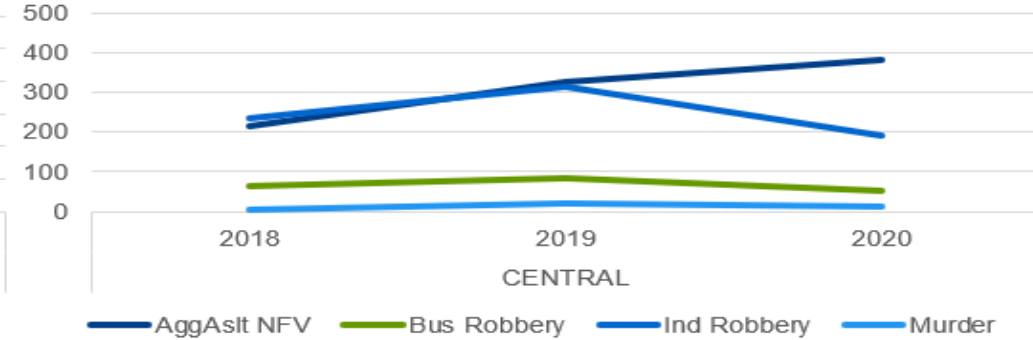
Violent Crime Other Divisions YTD



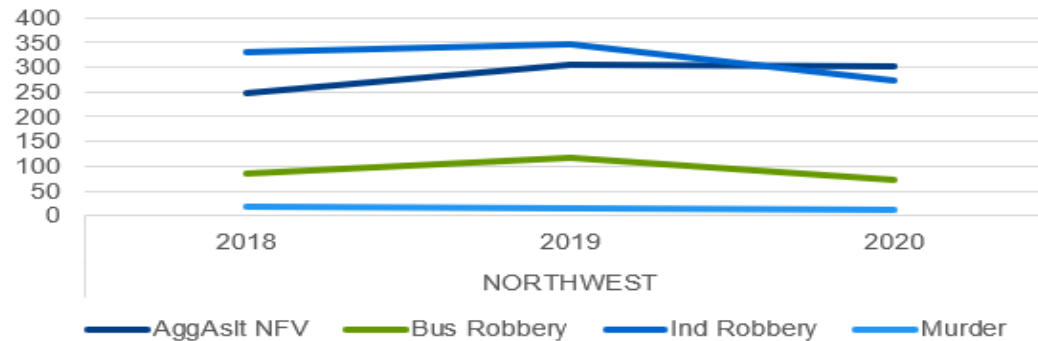
NORTH CENTRAL DIVISION



CENTRAL DIVISION



NORTHWEST DIVISION

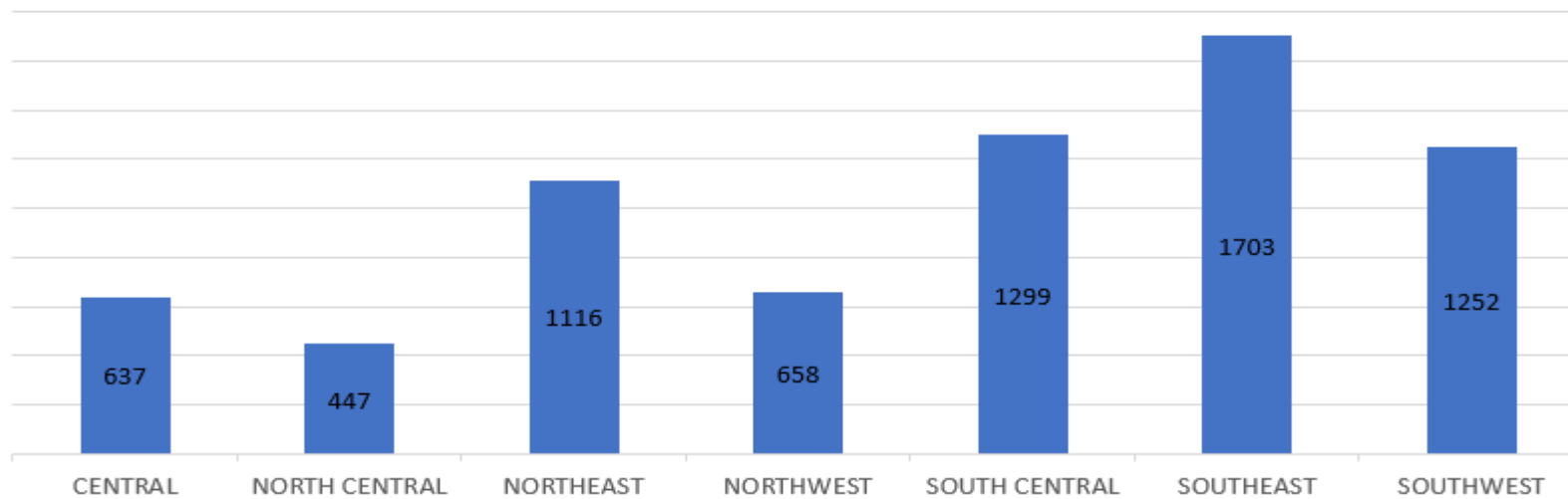


YTD Violent Crime All Divisions



Offense	CENTRAL	NORTH CENTRAL	NORTHEAST	NORTHWEST	SOUTH CENTRAL	SOUTHEAST	SOUTHWEST	TOTAL
Agg Aslt NFV	382	235	644	301	865	1189	798	4414
Bus Robbery	51	47	77	72	72	63	113	167
Ind Robbery	192	155	362	272	330	413	312	2036
Murder	12	10	33	13	32	38	29	167
Total	637	447	1116	658	1299	1703	1252	7112

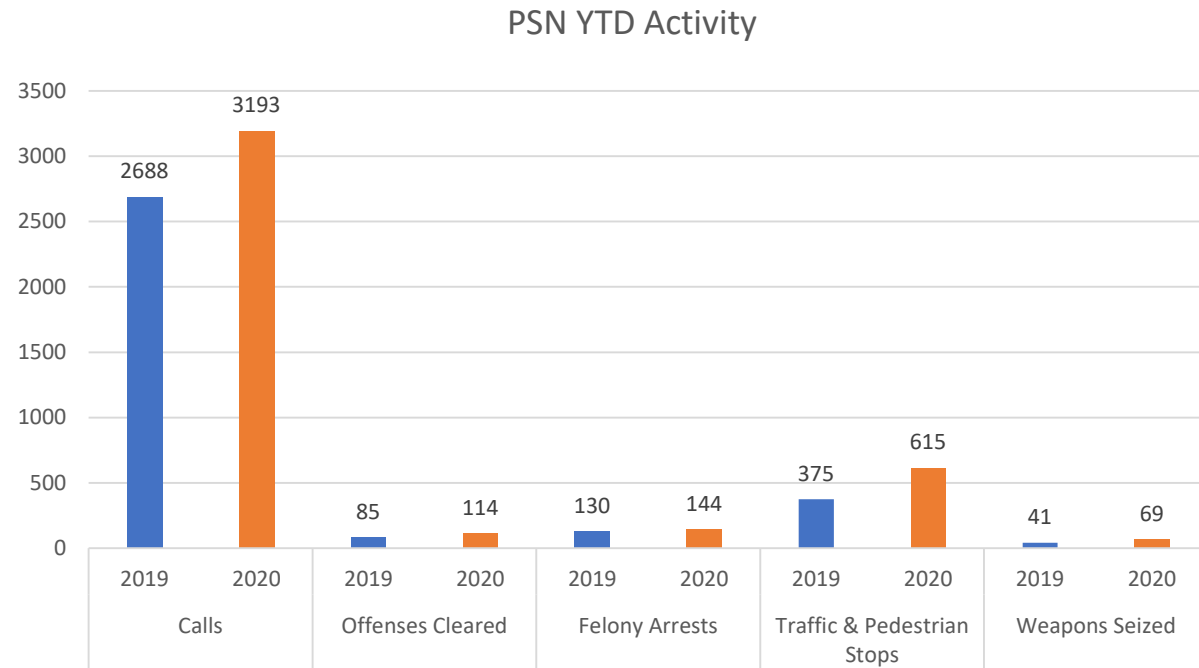
YTD Violent Crime



Project Safe Neighborhood



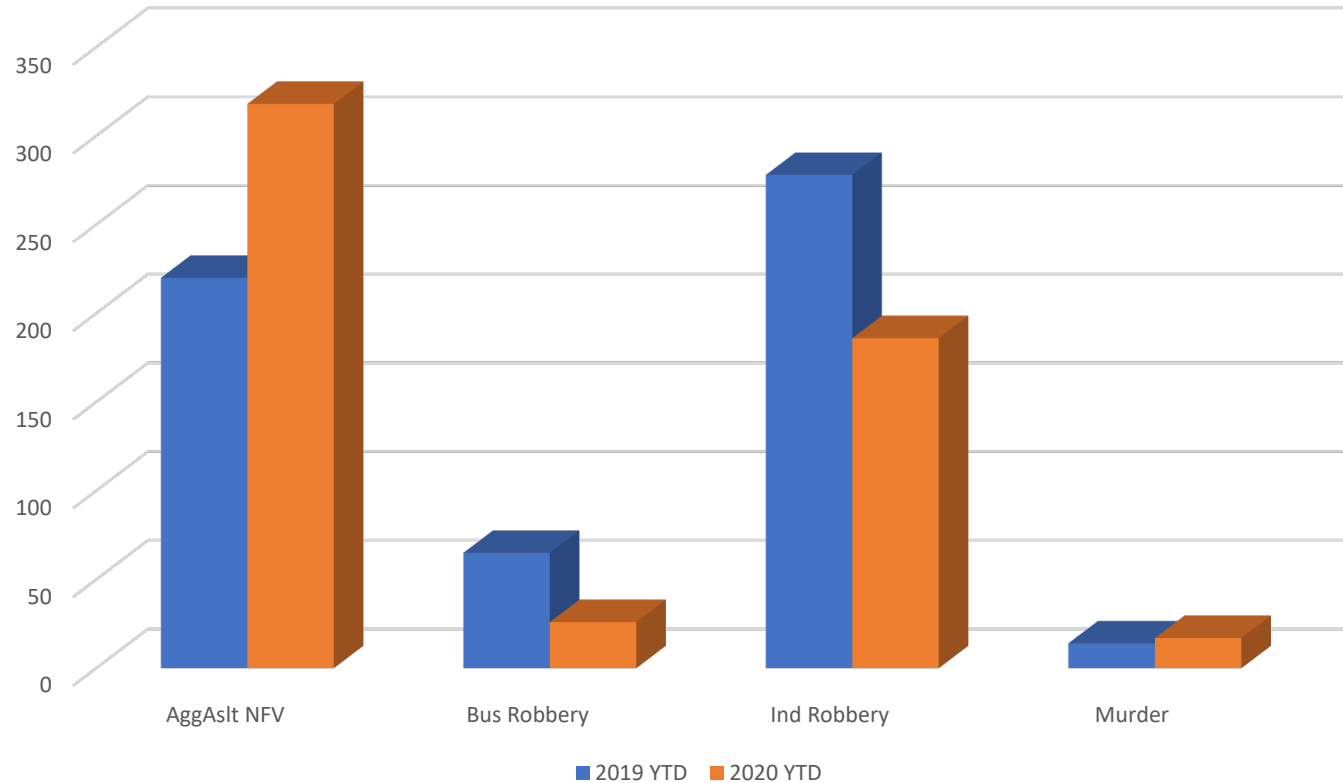
- One of the objectives is to reduce gun related crimes in Northeast- Forest / Audelia and 5 points



Project Safe Neighborhood



PSN 2019 YTD vs 2020 YTD



Operations / Initiatives



- The violent Crime Response Team is focusing on individuals wanted for violent felony offenses.
- Collaborative fugitive apprehension operations are designed to get the offender off the street, to prevent further acts of violence
- Warrant Round-Up
 - February 24-28 June 22-26 September 28-October 2
 - March 9-13 July 13-17
 - April 6-10 July 27-31
 - April 27 – May 1 August 10-14
 - May 11-15 August 31-September 4
 - May 25-29 September 14-18



Operations / Initiatives–Arrest & Release Data



Violent Crime Warrant Round Up

	February 24-28	March 9-13	April 6-10	April 27 - May 1	May 11-15	May 25-29	June 22-26	July 13-17	July 27-31
Goal	100	75	70	80	80	70	50	50	50
Arrested	53	72	54	66	57	51	36	39	36
Apprehension Rate	53%	96%	77%	83%	71%	73%	72%	78%	72%
Repeat Offenders	39	41	26	34	45	32	15	19	17

Offender Status

1-10 Days in Jail	15	19	15	17	26	18	9	15	16
11-20 Days in Jail	0	3	6	2	5	1	6	3	0
21-30 Days in Jail	0	5	2	0	1	0	3	6	0
More than 30 Days	0	1	0	0	0	0	0	0	0
Still in Jail	34	31	20	39	18	23	16	11	0
Extradited	1	1	0	0	0	0	0	0	18
Not Available	3	12	11	8	7	9	2	4	2
Total	53	72	54	66	57	51	36	39	36

	August 10-14	August 31-September 4	September 14 - 18	September 28-October 2
Goal	70	50	75	75
Arrested	55	29	52	42
Apprehension Rate	79%	58%	69%	56%
Repeat Offenders	41	16	29	29

Offender Status

1-10 Days in Jail	18	9	6	22
11-20 Days in Jail	3	0	6	11
21-30 Days in Jail	2	0	11	0
More than 30 Days	0	0	1	0
Still in Jail	18	0	14	0
Extradited	0	11	1	2
Not Available	14	9	13	7
Total	55	29	52	42

National average for a multiple day operation is 25%
Warrant round up goal was reduced to limit officer COVID-19 exposure



4th Quarter Plan



- The Divisions submitted their end of year supplemental plan to meet our violent crime reduction goal:
 - Increased focus/operations on convenience stores (C Stores)
 - Continued focus on apartment complexes
 - Increased operations with Gang Unit / Narcotics
 - Additional warrant service focus on gun crimes
 - Increase in warrant services involving violent offenders





Operation Beat / Street

- 17 Felony Arrests & 49 Misdemeanor Arrests
- 749 Traffic Stops & 169 Pedestrian Stops
- 12 Weapons confiscated
- 25 Drugs confiscated
- 10 Stolen Vehicles Recovered

**The above operations are part of the Summer Crime Initiative and have been conducted throughout the summer. The above represents activity for the month of September*



Operation / Initiatives



- Human Trafficking/Promotion of Prostitution Operation
 - Information was obtained by patrol that the Walnut Hill/Shady Trail area was experiencing an increase in prostitution.
 - 14 Arrests
 - 2 Firearms
 - Marijuana confiscated
 - \$12,692.00 confiscated
 - 6 vehicles confiscated
 - 6 documented gang members



Operation / Initiatives



- Gang Unit/Operation Disruption Monthly Highlights
 - Intelligence gathered on recent criminal activity involving known gang locations yielded:
 - 17 Arrests
 - 5 Firearms
 - Marijuana, Promethazine confiscated
 - \$ 4,695.00 confiscated
 - 6 documented gang members



2020 Performance Metrics Update



- The 2020 Crime Plan has additional metrics that support the department as a whole and assist with overall crime reduction and efficiency.
- A timeline was established to ensure we remain on target
- The following is an update on the progress of each metric



2020 Violent Crime Objective Timeline



Immediate/Ongoing (January)

Internal Communications Improvements
Violent Crime Reduction Team
Tactical Enforcement
Project Safe Neighborhood
Nuisance Abatement
Record Management System
Critical Incident Response
Community Engagement
Increase DORS Usage
Process Review

Phase 1 (February – June)

Intelligence Led Policing Division
Targeted Warrant Roundups
External Communications Improvements
Pilot Patrol Staffing Model
Streamline Caseload Management
Expand Starlight Program
Expand Digital Sandbox Solution
Improve Dashboard
Ongoing Technology Reviews

Phase 2 (July – December)

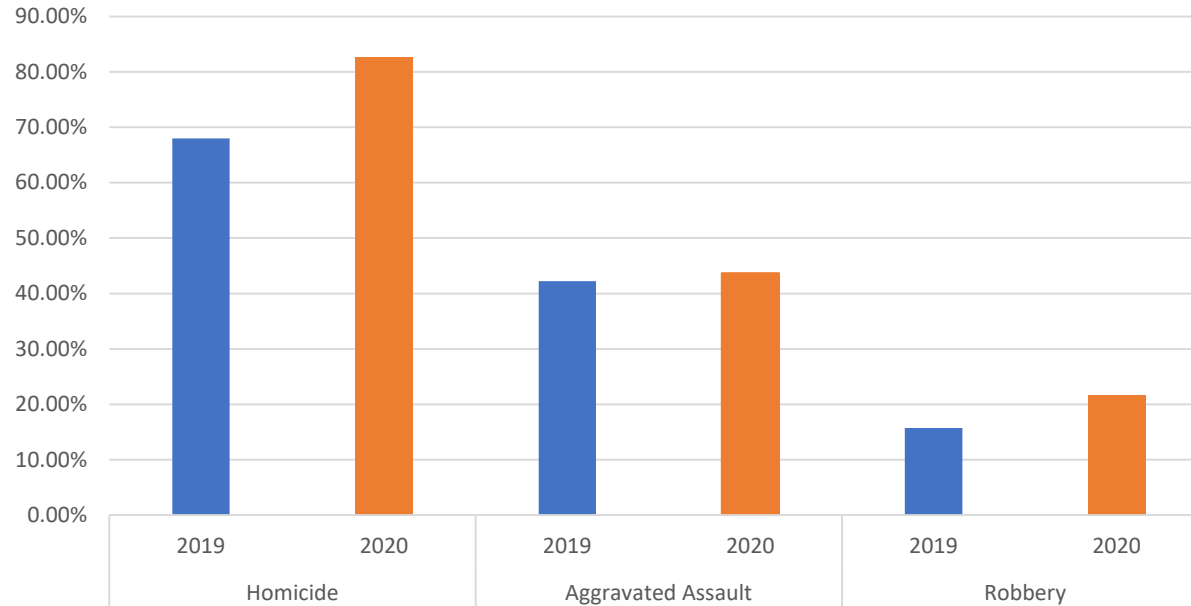
Focused Deterrence
Civilianization
Expand RIGHT Care
Enhance Leadership Training
Cultural Assessment



Performance Metrics Update



YTD Clearance Rate



National Average Clearance Rate

Homicide 62.8%

Robbery 30.4 %

Aggravated Assault 52.5%

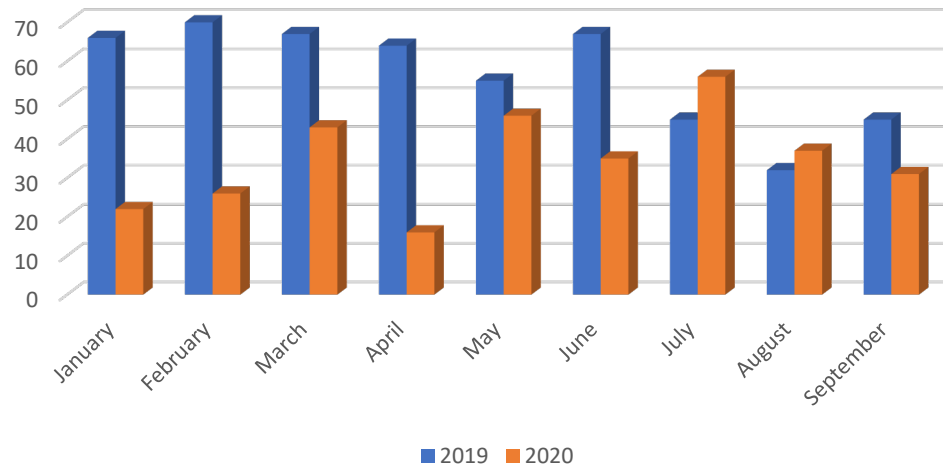
Source: www.statista.com/statistics/194213/crime-clearance-rate-by-type-in-the-us



Performance Metrics Update



Gang Offenses



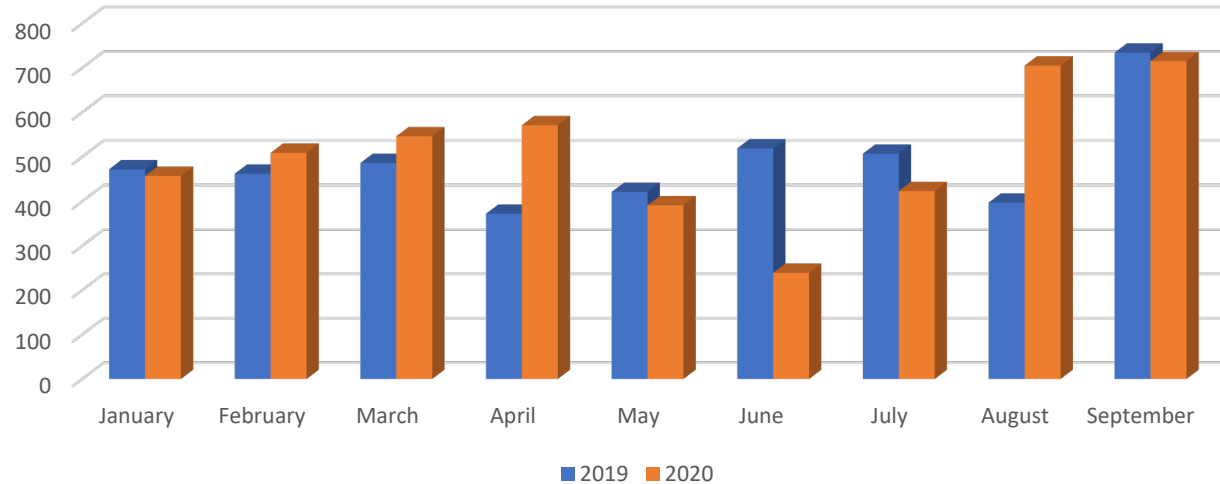
- Gang Activity is defined as the following:
 - Gang member commits offense against another gang member
 - Gang member commits violent criminal act
- Gang detectives and enforcement officers respond to all drive-by shootings to determine if they are gang related. This rapid response and relentless follow up has allowed us to identify and apprehend more offenders



Performance Metrics Update



Narcotics Offense



Narcotics offenses are defined as:

- Any incident in which illicit drugs are determined to be a direct or indirect factor of the crime
- To address the increase, the Narcotics Division has conducted 97 undercover operations and executed 11 search warrants netting 61 arrest for the month of September.



Performance Metrics Update



Records Management (RMS) & Review Process

- Goals have been met
- All detectives received basic RMS training
- Continuous Review of Open/Closed cases

Caseload Management

- As a result of RMS training, we are able to audit and manage detectives case load more efficiently
- Supervisors review the open/closed cases



Performance Metrics Update



Critical Incident Response

- Homicide Response Team provides rapid response to a scene to identify all witness and evidence related to the incident
- 7 responses in September
 - 3 - Suspects arrested
 - 7- Canvased Neighborhood for Witness and Suspects
 - 3 - Investigation follow up with Homicide detective

* Deployment of this team has increased the departments clearance rate



Performance Metrics Update



Real Time Crime Center Update

- 11 applicants are in phase 2 of the hiring process
 - Includes the psychological evaluation, drug testing, etc.
 - Anticipated hiring date of 10/22/2020
- 4 applicants are in phase 1 of the hiring process
 - Includes the investigative background check
 - Anticipated completion date of 10/22/2020
- 2 applicants have been disqualified
- 5 applicants withdrew from consideration
- 2 have been disqualified
- 15 additional applicants interviewed on 10/08 and 10/09
 - 7 were selected to begin the hiring process



Performance Metrics Update



Starlight Update

- Additional expansion is dependent upon Motorola's completion of automated onboarding process
- During the proof of concept, November 2019 through September 2020:
 - Calls have been reduced 38.2%
 - Offenses have been reduced 35.6%
- The four additional locations are live, and data will be available beginning November 1

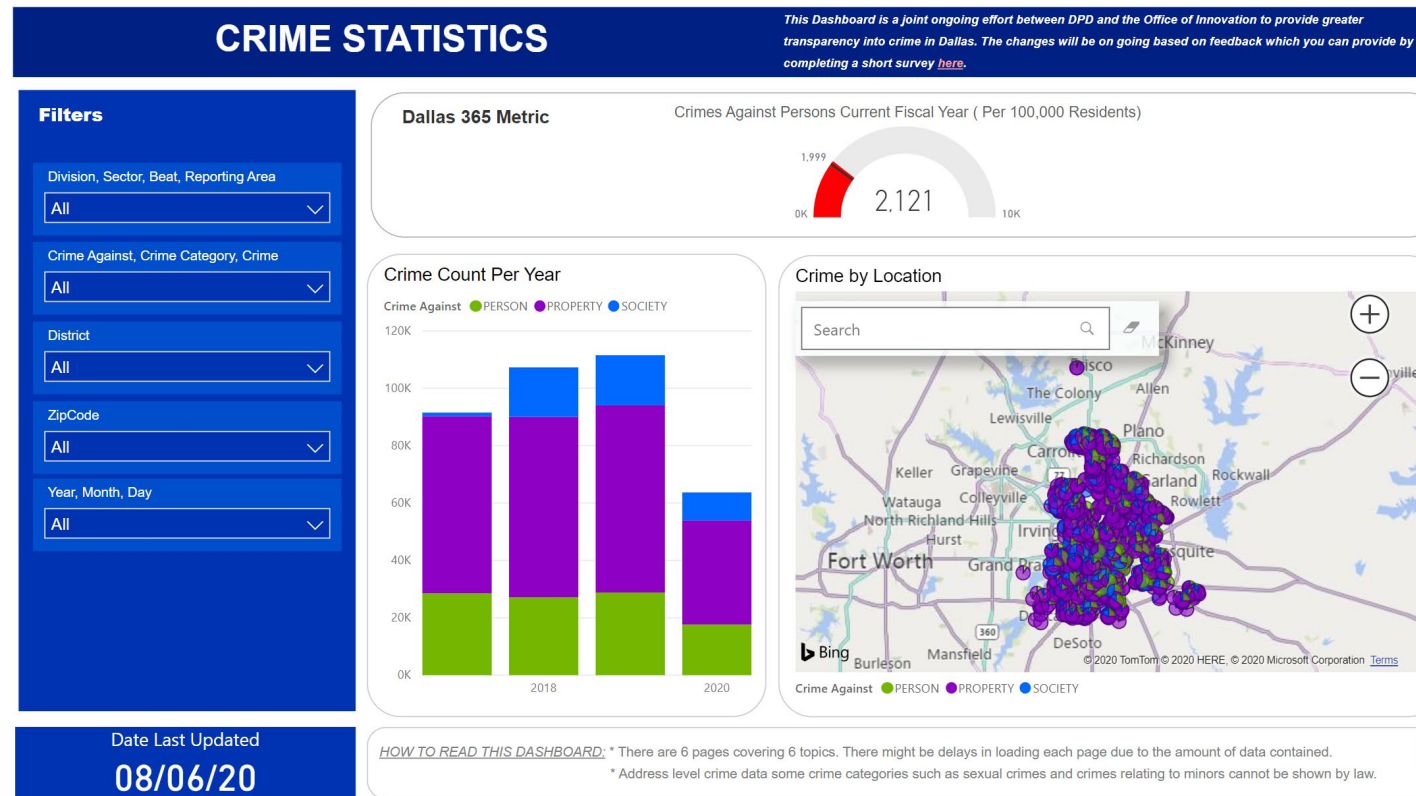


Performance Metrics Update



Implemented Dashboard Interface

- Dashboard is operational and citizens can access it from [Dallaspolice.net](https://dallaspolice.net)



Performance Metrics Update



- South Central Patrol Pilot Staffing Model

Average Response Times YTD			
Priority	3/4/2020	9/30/2020	Change Time
1	8.68	7.88	-0.8
2	25.63	22.54	-3.09
3	88.53	70.69	-17.84
4	117.3	93.41	-23.89

Crime Percentage YTD		
Crime	3/5/2020	9/30/2020
Violent	1.59%	-0.69%
Non-Violent	-10.52%	-11.70%
Total	-7.49%	-8.43%

South Central Observations:

- More efficient utilization of resources through workload analysis.
- 337 DORS and Over the Phone Reports completed in September
- 24% of priority 4 type calls were handled through DORS and Over the phone in September



Performance Metrics Update



Northeast Patrol Pilot Staffing Model

NE Average Response Times YTD			
Priority	9/16/2020	9/30/2020	Change Time
1	8.68	8.7	0.02
2	26.65	26.79	0.14
3	104.56	105.77	1.21
4	114.78	116.76	1.98
NE Crime Percentage YTD			
Crime	9/16/2020	9/30/2020	
Violent	2.73%	-0.34%	
Non-Violent	-1.39%	0.14%	
Total	-0.59%	0.04%	

Northeast Patrol Observations:

YTD versus YTDLY priority 1 response time decreased by **-0.59%**

MTD versus MTDLY priority 1 response time decreased by **-1.01%**

YTD Violent Crime decreased by **-0.34%**

MTD versus MTDLY Violent Crime decreased by **-23.86%**

326 DORS reports completed MTD versus 263 MTD last month

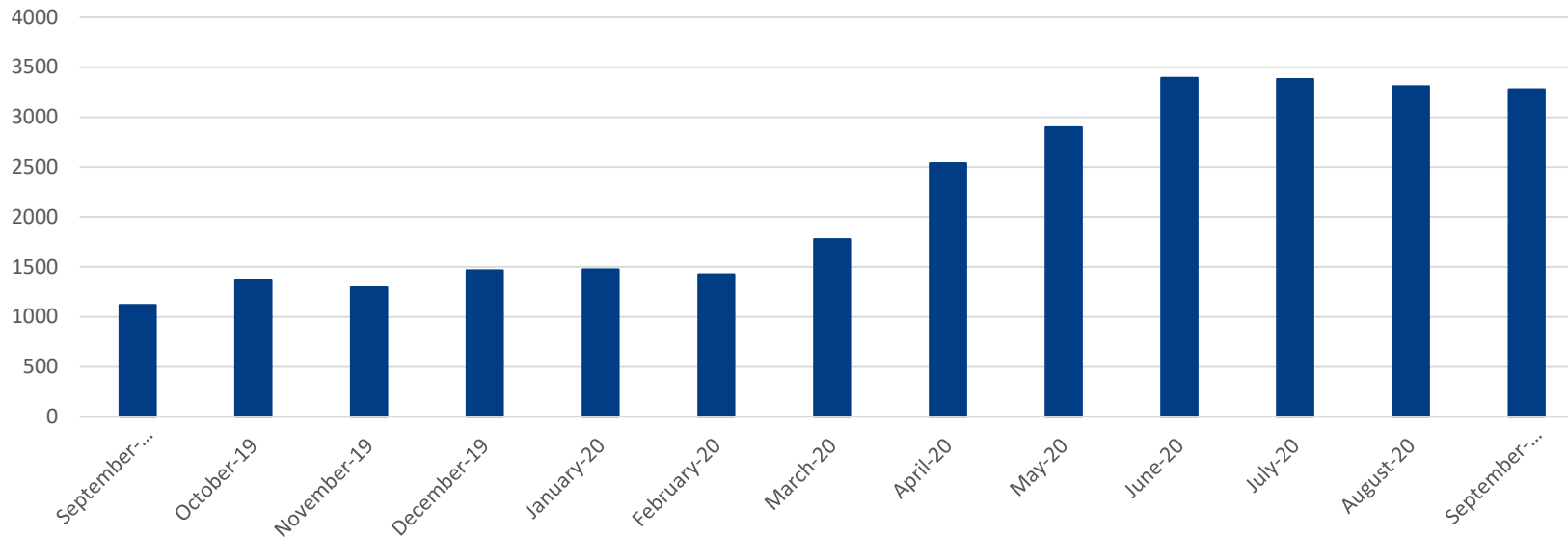
For the entire month of September 60.0% of Priority 1 calls were answered in **under 8 minutes**



Performance Metrics Update



- Increase Usage of Dallas Online Reporting System (DORS) & Expeditor Reports



- 3280 DORS and Over the Phone Reports completed in September
- 31% of priority 4 type calls were handled through DORS and Over the Phone in September





City of Dallas

2020 Violent Crime Reduction Plan

Public Safety Committee

October 12, 2020



Teena Schultz, Deputy Chief
Dallas Police Department
City of Dallas