



**SERVICE
FIRST,
NOW!**

Andre Taylor


Major of Police

Dallas Police Department

Violent Crime Reduction Plan Update

Public Safety Committee

May 11, 2026



Presentation Overview



- **SUMMARY OF MARCH**
- **IMPACT RESULTS ON VIOLENT CRIME**
- **CRIME TRENDS - CITYWIDE**
- **VCD FOCUSED DETERRENCE**

Background: *Summary of*

Overall Violent Crime is down by **-7.44%** year-to-date.

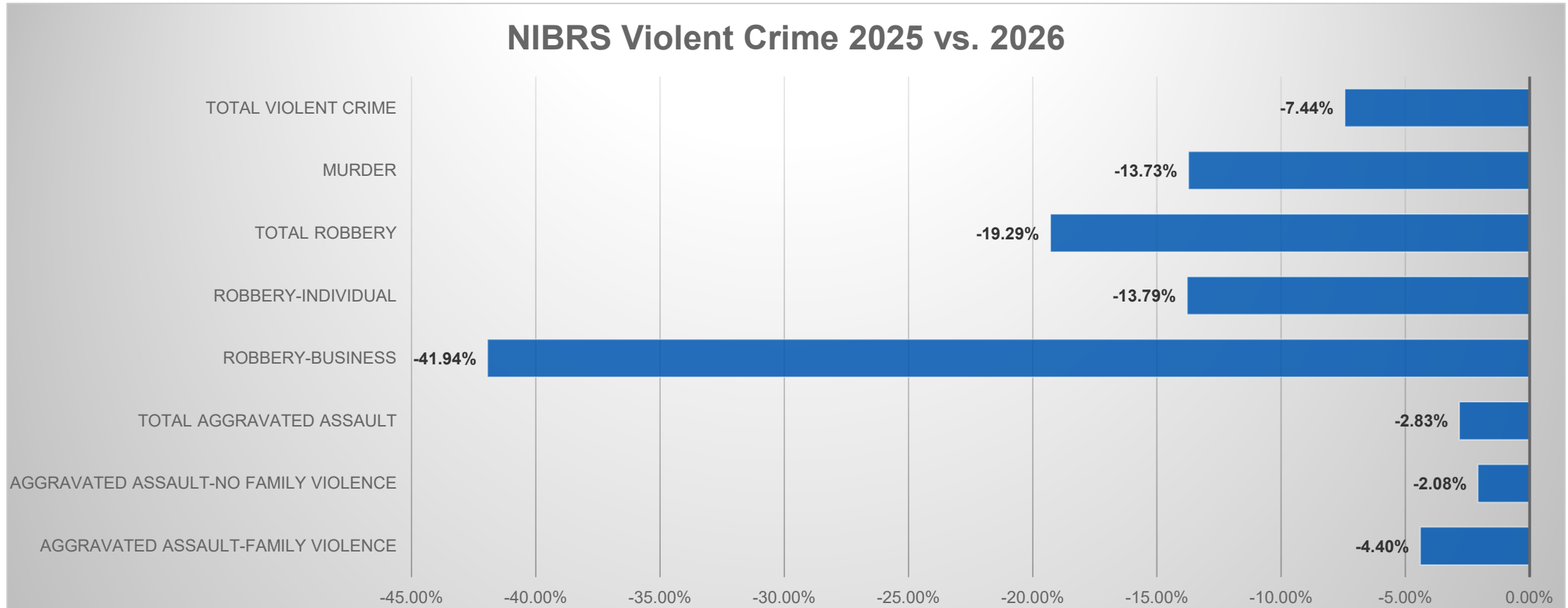
Several contributing factors as of YTD:

Operation Safe Streets – **347 total arrest.**

Operation We Got You – **130 Agg Assault and Murder suspects, 160 offenses cleared.**

Operation Soteria Shield – **28 total Crimes Against Children arrest**

CHART: *Impact results on violent crime*



NIBRS Violent Crime: *Murder, Robbery, Agg Assault*



Murder

As of April 30th, 2026, Non Family Violence Murders in Dallas have decreased -14.58% **7 less victim overall YTD.**

0 Murders involving FV.



Robbery

Overall robberies are down **-19.29%** YTD. **125 Fewer Victims.**

Business robberies are down **-41.94%** (**65**) and individual robberies are down **-13.79%** (**68**) as of April 30, 2026.

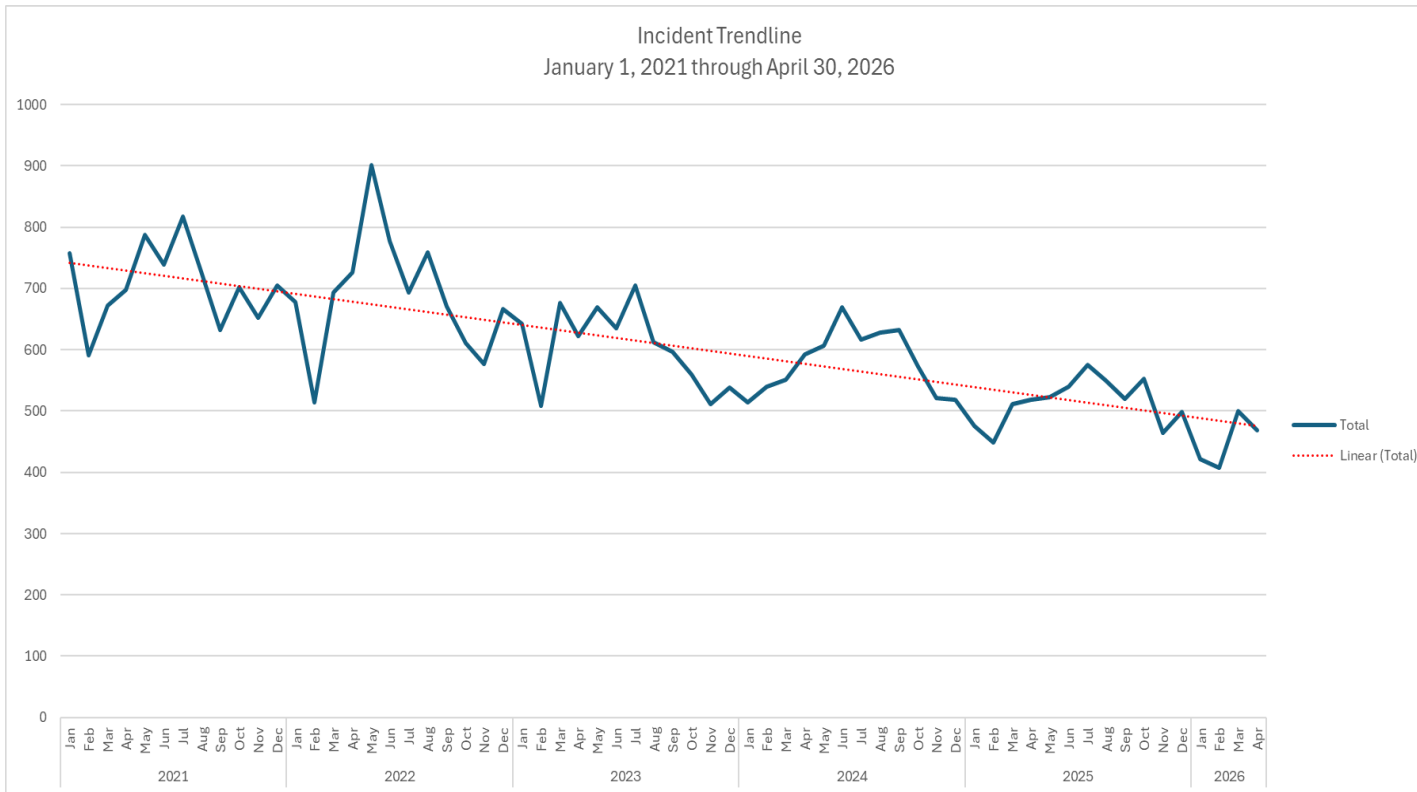


Aggravated Assault

Aggravated assaults are down overall **-2.83%**. **46 Fewer Victims.**

Agg assault FV has decreased **-4.40%** (**23**) and NFV is down **-2.08%** (**23**) YTD as of April 30, 2026.

CrimeTrends: *January 1, 2021 – April 30, 2026*



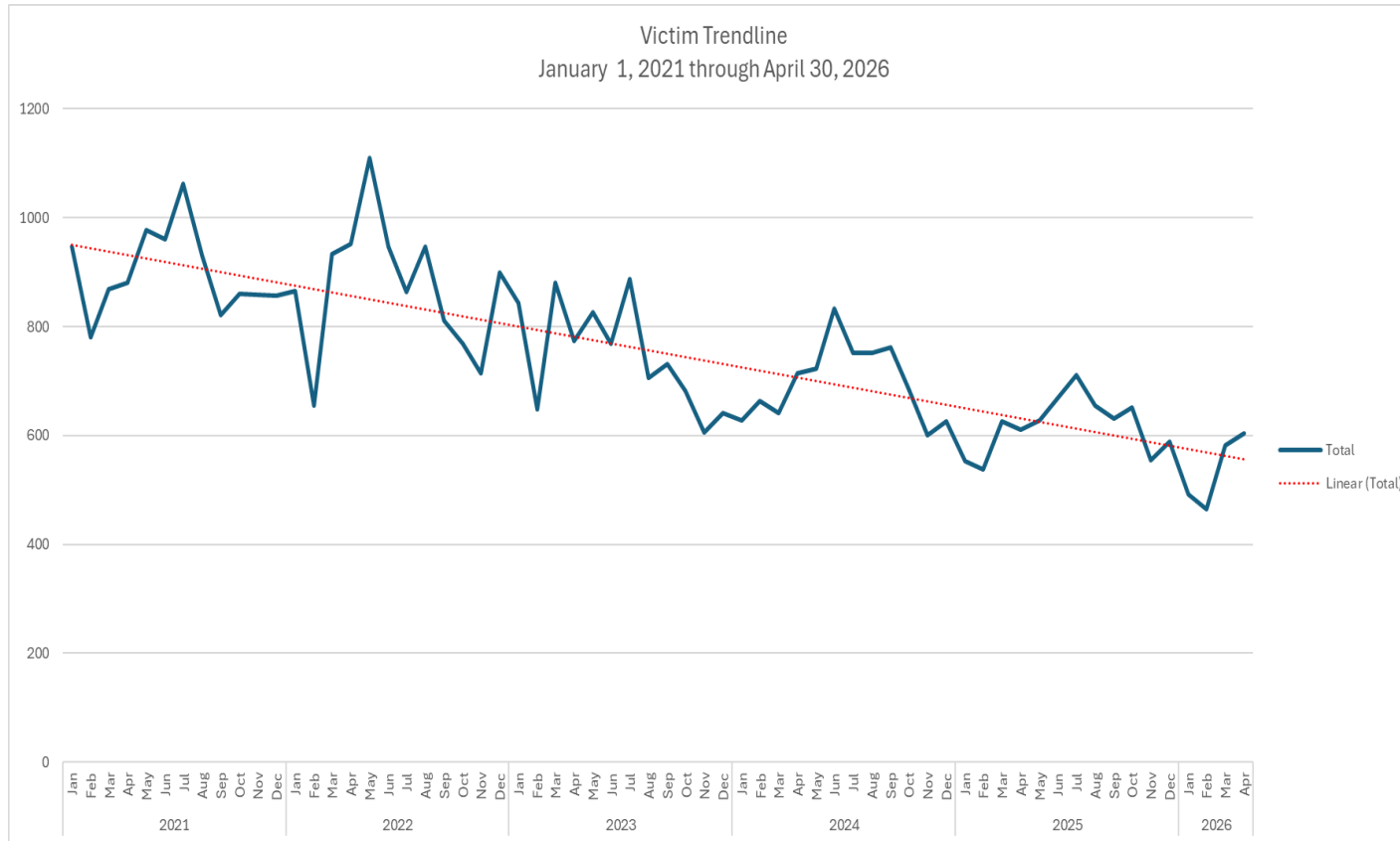
Incident Trendline

Overall downward trend in the total number of violent crime incidents.

April 2025 – 519

April 2026 – 469

CrimeTrends: *January 1, 2021 – April 30, 2026*



Victim Trendline

Overall downward trend in the total number of victims of violent crime incidents.

April 2025 - 610

April 2026 - 603

MURDER VICTIM DEMOGRAPHICS

- **Victim's Race**

• Black	56%	(25 Victims)
• Hispanic	27%	(12 Victims)
• White	13%	(6 Victims)
• Unknown	2%	(1 Victim)

- **Victim's Sex**

• Male	90%	(40 Victims)
• Female	9%	(4 Victims)

- **Suspects Race**

• Black	71%
• Hispanic	20%
• White	5%
• Unknown	2%

- **Suspects Sex**

Male	88%
Female	11%
Unknown	0%

Suspect Age	Count	Percentage
10 through 19	13	37.14%
20 through 29	12	34.29%
30 through 39	8	22.86%
40 through 49	1	2.86%
50 through 59	1	2.86%

Violent Crime Offenses Involving a Weapon

Count of Offense Description	Column Labels						
Row Labels	2021	2022	2023	2024	2025	2026	Grand Total
AGG ASSLT W/DEADLY WEAPON	10	10	7	10	9	3	49
AGG ROBBERY	9	9	9	9	7	4	47
AGG ASSAULT DATE/FAMILY/HOUSE W/WEAPON	6	6	6				18
DISCHARGE FIREARM IN CERTAIN MUNICIPALITIES		1	4	4	1	2	12
CAPITAL MURDER BY TERROR THREAT/OTHER FELONY	3	1	1	4	2		11
DEADLY CONDUCT	3	2		5			10
MURDER	1	3	2	3		1	10
DEADLY CONDUCT DISCHARGE FIREARM	1		2	2	1	1	7
MANSLAUGHTER	2	1	3		1		7
AGG ASSAULT DATE/FAMILY/HOUSE W/WEAPON SBI				2	3	1	6
AGG ASSLT CAUSES SERIOUS BODILY INJ			3	2			5
AGG ASSAULT AGAINST PUB SERVANT	2				1		3
AGGRAVATED ASSAULT					2	1	3
DISORDERLY CONDUCT DISCHARGE/DISPLAY FIREARM		1		1			2
CAPITAL MURDER OF MULTIPLE PERSONS				1			1
AGG SEXUAL ASSLT				1			1
AGG ASSLT MV DISCH FRARM RKLS HAB/BLDG/VEH SBI						1	1
Grand Total	37	34	37	44	27	14	193

Next Steps VCD: *Focused Deterrence*

Sixth session

- 93 active Focused Deterrence clients
- 181 participant contacts
- 32 referrals to services and resources

Second Chance Month: Focused Deterrence in Action

- Custom and Jail Notifications with DPD, a case worker, and the DA's Office.
- Unlocking Potential Workshop: goal setting, life skills, and on-site service delivery.
- "Real Talk, Real Notes": documentation training with the DA's Office and Voices of Hope/Voices of Pain partners

Place Network Investigations / PSN area update



**SERVICE
FIRST,
NOW!**

Andre Taylor
Major of Police
Dallas Police Department

Violent Crime Reduction Plan Update

Public Safety Committee

May 11, 2026

