

Memorandum



CITY OF DALLAS

DATE January 14, 2025

TO Honorable Members of the Public Safety Committee
Cara Mendelsohn (Chair), Kathy Stewart (Vice Chair), Tennell Atkins, Jesse Moreno,
Gay Donnell Willis

SUBJECT **Dallas Fire-Rescue's Public Safety Dashboard for December 2024**

Dallas Fire-Rescue (DFR) had 23,903 dispatched incidents for the month of December, which represents an increase from the 22,293 in November. As you are aware, DFR has a stated goal of 90% achievement for the metrics of EMS response within 9 minutes and Structure Fire Response within 5:20. We far exceeded that goal with a success rate of 96% for the Structure Fire response metric, DFR again failed to reach the EMS response goal with a rate of 86%. We will continue to analyze data and adjust resources and strategies as necessary to achieve our target goals.

We had 4 significant fires for the month of December, up from the 0 we had in November. Inspection activity increased from November (4,591 from 4,576). Our rescue unit hours of utilization (UHU) numbers increased to 34.4% for Frontline units.

We currently have a total of 213 recruits in various stages of Training that are scheduled to be assigned to the field between February 2025 and November 2025.

For your quick reference, you can access DFR's Dashboard using the following link:
https://dallascitydata.dallascityhall.com/#/views/DFRDashboardwithExecutiveSummary_DRAFT/DFREXECUTIVESUMMARYFORMONTHENDING?:iid=1&refresh=yes

We welcome feedback and suggestions for improvement. Please continue to explore the dashboard and let us know if you have any questions or would like to see any changes/additions. Feel free to contact interim Fire Chief Justin Ball at justin.ball@dallasfire.gov.

Service First, Now!

Dominique Artis
Chief of Public Safety (I)
{Attachment}

c: Kimberly Bizzor Tolbert, City Manager (I)
Tammy Palomino, City Attorney
Mark Swann, City Auditor
Biliera Johnson, City Secretary
Preston Robinson, Administrative Judge
Dev Rastogi, Assistant City Manager
M. Elizabeth (Liz) Cedillo-Pereira, Assistant City Manager

Alina Ciocan, Assistant City Manager
Donzell Gipson, Assistant City Manager (I)
Robin Bentley, Assistant City Manager (I)
Jack Ireland, Chief Financial Officer
Elizabeth Saab, Chief of Strategy, Engagement, and Alignment (I)
Directors and Assistant Directors



DFR Executive Summary for Month Ending: December 2024

286,469

Total 911 DFR Incidents
Incidentes totales de 911 DFR

86%

Medical Responses within 9 minutes
Respuestas médicas en 9 minutos o menos

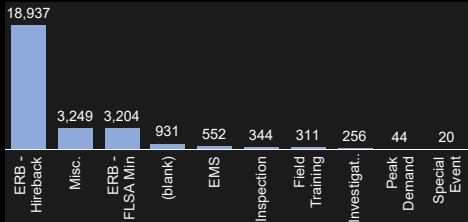
42%

Medical Responses within 5 minutes
Respuestas médicas en 5 minutos o menos

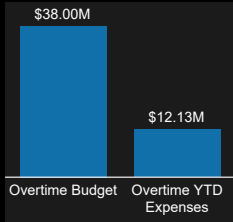
96%

Structure Fire Responses within 5 minutes, 20 seconds
Respuestas a incendios estructurales en 5 minutos, 20 segundos o menos

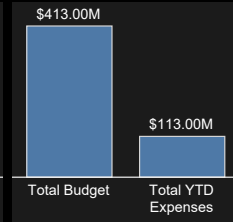
Overtime Hours Breakdown Categorías de Horas Extras Trabajadas



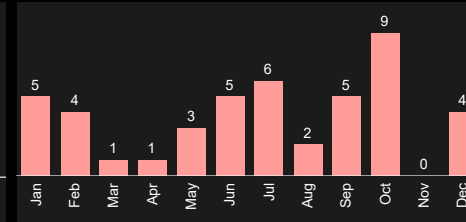
Sworn Overtime Porpuesto de Horas Extras



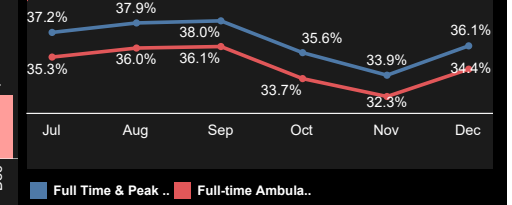
Total Budget* Presupuesto



Significant Fires Incendios Significativos por Mes



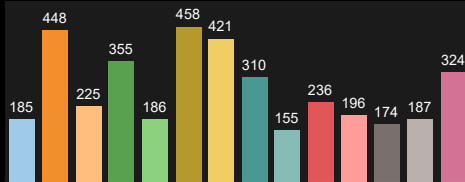
Ambulance Unit Hour Utilization Rate Tasa de Utilización de Ambulancias (Optimal 25-30%)



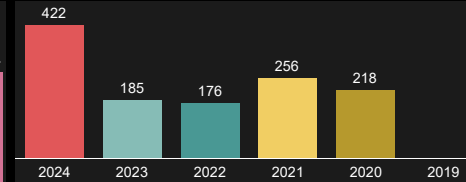
Sworn Staffing & Hiring Categorías de Personal

| | 2023 | 2024 |
|-----------------------------------|-------|-------|
| EMS & Emergency Respo.. | 1,628 | 1,723 |
| Dispatch Comms & GIS | 67 | 67 |
| Fire Prevention & Inspecti.. | 111 | 111 |
| Training & Recruitment | 233 | 264 |
| Arson Investigation EOD | 26 | 24 |
| Aircraft Rescue Fire Fight.. | 43 | 43 |
| Total Staff | 2,108 | 2,232 |
| Number of Frontline Paramedics | 884 | 884 |
| Total Number of Active Paramedics | 1,729 | 1,729 |

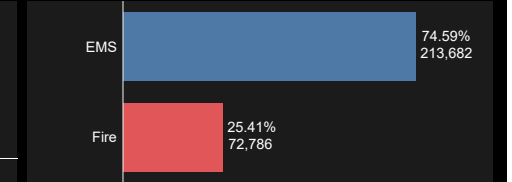
Incident Response Data by Council District Incidentes por Distrito del Concejo Municipal



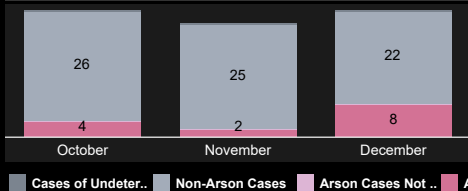
Smoke Detector Installs Instalaciones de Alarma de Humo



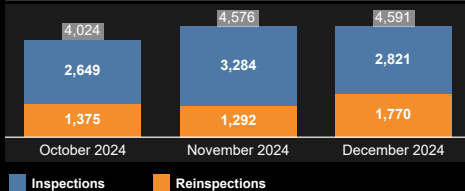
Fire Communications & Dispatch Despachos por Categorías de Incidente



Arson Investigations Case Breakdown Investigaciones de Indendio Provocado



Inspections & Re-Inspections Inspecciones de Estructuras



Academy Breakdown Información de la Academia

| Status | Date Available | Current Head Count |
|---------------------------|----------------|--------------------|
| In Progress | February 2025 | 55 |
| | April 2025 | 49 |
| | August 2025 | 56 |
| | November 2025 | 53 |
| Expected Total Head Count | | 213 |

Fleet Status Estatus de la Flota

| Apparatus | Capaci.. | Current | Repair | Order | Reserv.. |
|-----------|----------|---------|--------|-------|----------|
| Engine | 58 | 58 | 16 | 4 | 1 |
| Rescue | 47 | 47 | 20 | 9 | 1 |
| Squad | 6 | 6 | 0 | 0 | 2 |
| Truck | 23 | 23 | 11 | 2 | 3 |

*Orders are deliveries expected by end of CY23
*Squads make up apparatus deficits

* YTD-Exp - Do Not Include Encumbrances. The dashboard was created by the Office of Data Analytics and Business Intelligence.