



**City of Dallas**

# **Drivers of Poverty Update and Plan**

**Workforce, Education, and Equity  
Committee  
May 13, 2024**

**Jessica Galleshaw  
Director, Office of Community Care**

# Presentation Overview



**Section I:** Purpose

**Section II:** Background History

**Section III:** Drivers of Poverty Integration

**Section II:** Long-term Planning



# Purpose

1



# Purpose




- Provide an overview of the Drivers of Poverty project history
- Demonstrate how Drivers of Poverty align with Racial Equity Plan priorities
- Summarize history of programs and services

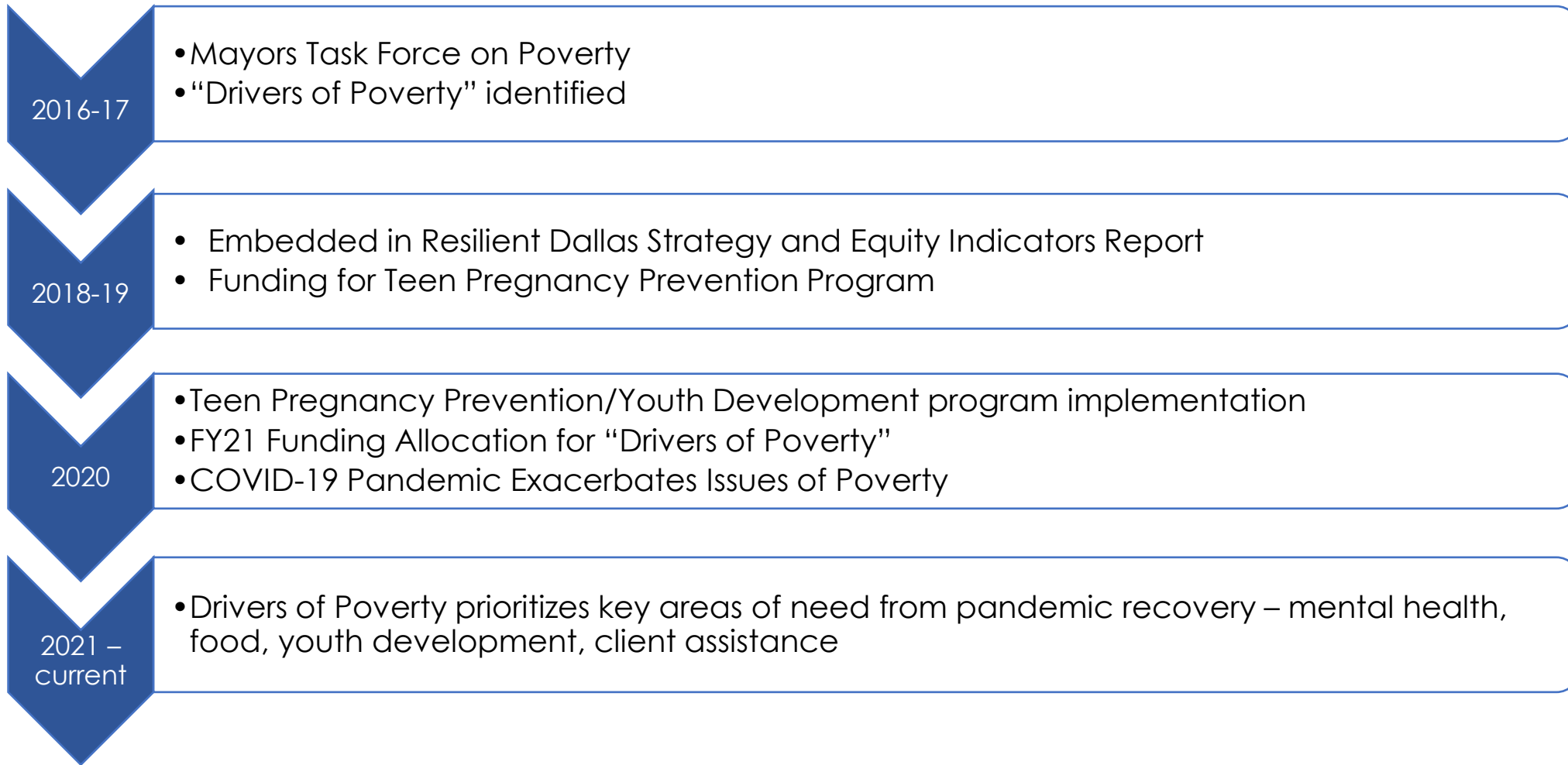


# 2

## Background/History



# Background/History



# Background/History



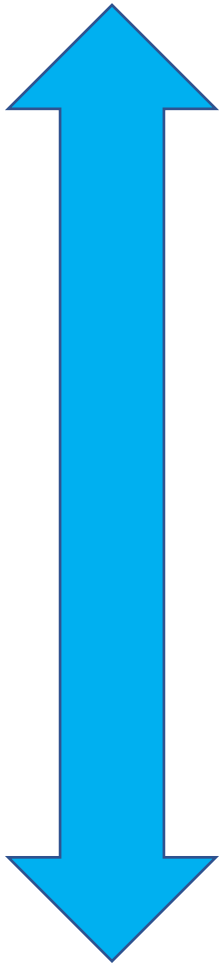
# 3

# Drivers of Poverty Integration





# Drivers of Poverty



Income	Sharp decline in median income and the declining share of middle-income households
Transportation	Lack of affordable transportation
Homeownership	Lack of home ownership/high rental percentage/single family rentals
Concentrated Poverty	Increasing number of neighborhoods of concentrated poverty
Children in Poverty	High number of households with children living in poverty
Educational Attainment	Lack of educational attainment
English Proficiency	High percentage of limited English-proficiency (LEP) residents
Teen Birth	High teen birth rates
Single Women HOH	High poverty rates for single women heads of households with children



# Services

4



# REP Integration



## **Goal 1: Economic, Workforce and Community Development**

*Become the most economically inclusive city by eliminating the wealth gap through workforce and economic inclusion, fostering full participation in cultural and civic life of Dallas by acknowledging contributions of historically disadvantaged communities, and investing in economic and human development priority areas.*



Drivers of Poverty	Resilient Dallas Goal	Equity Indicator
Income	3. Economic Mobility	5. Unemployment 7. Median Full-Time Income 8. Median Hourly Wage 9. Median Household Income 12. Working Poverty
Children in Poverty	5. Healthy Communities	10. Child Poverty 58. Child Food Insecurity
Educational Attainment	3. Economic Mobility	19. College Readiness 24. College Educated Adults
English Proficiency	2. Welcoming City	
Teen Birth	5. Healthy Communities	56. Teen Pregnancy
Single Woman Head of Household	3. Economic Mobility	



# REP Integrations



## **Goal 2: Environmental Justice**


*Equitably engage and address disproportionate impact pollution and climate issues have on historically disadvantaged communities.*

## **Goal 4: Infrastructure**


*Close infrastructure gaps where intentional historic disinvestment previously occurred.*

## **Goal 5: Public Safety and Wellness**

*Make Dallas safe in ways that prevent harm and promote wellness, healing and justice.*



Environmental Policy



Drivers of Poverty	Resilient Dallas Goal	Equity Indicator
Concentrated Poverty	3. Economic Mobility	10. Child Poverty 11. Senior Poverty 12. Working Poverty



# Aligning Plans and Reports



## **Goal 3: Housing**


*Close the homeownership gap and secure housing stability in Dallas.*



Drivers of Poverty	Resilient Dallas Goal	Equity Indicator
Homeownership	6. Neighborhood Infrastructure	25. Homeownership 26. Evictions 27. Home Loan Denials 31. Long-Term Residential Vacancies

## **Goal 4: Infrastructure**

*Close infrastructure gaps where intentional historic disinvestment previously occurred.*



Drivers of Poverty	Resilient Dallas Goal	Equity Indicator
Transportation	4. Equitable Access	34. Private Vehicle Availability 35. Commute Time 36. Transit Frequency



# COVID Emergency Response - 2020



## Services

## Target Populations

Direct assistance that helps clients maintain housing and financial stability

- Rental Assistance
- Utility Assistance
- Food Assistance
- Other direct client assistance in support of housing and financial stability
- Other direct supports
- Direct client assistance proposed by selected applicants and approved by City

Low income individuals and families and/or individuals and families living in poverty and are impacted by the defined "drivers" of poverty:

- Low income individuals (up to 80% AMI) and individuals living in poverty – most clients served should be 50% AMI or below
- Individuals with transportation challenges
- Families with children living in poverty
- Individuals with limited educational attainment
- Individuals with Limited English Proficiency
- Youth at increased risk of teen pregnancy, families with youth at increased risk of teen pregnancy and/or pregnant or parenting teens
- Single Woman Heads of Households with children

Direct assistance to youth and their families to maintain stability

- Rental Assistance
- Utility Assistance
- Food Assistance
- Other direct client assistance to support in support of housing and financial stability
- Client assistance that enables participation in positive youth development programming or other critical youth services
- Direct client assistance proposed by selected applicants and approved by City

Youth or families with children and youth that are:

- 20 yrs. and younger, male and female
  - Youth living in poverty
  - Foster care youth
  - Youth in juvenile justice system
  - Homeless youth
  - Youth with one or more risk factors for teen pregnancy
- Parents, legal guardians, caregivers population to implement stabilization




# Current Program Strategy



## Engagement

- Support community-based programming that serves target populations and leverage expertise of community-based organizations



## Responsive

- Work with partners and programming models that are responsive to changing community needs arising from and/or exacerbated by the COVID-19 pandemic and post-COVID needs



## Leveraging

- Support programming that layers with and leverages existing services and funding streams



## Partnerships

- Establish new partnerships and relationships with community-based organizations



## Services

- Build upon work established through COVID response funding, such as CARES CDBG and Coronavirus Relief Funds, by continuing to support food assistance and food access programs, community mental health, and client assistance



## Youth

- Support youth through positive youth development programs



5

# Long-Term Planning





# Current Program Structure



Service Category	Fund	Total Investment Levels (Current Year)	DOP Alignment
Client Assistance	City	\$295,300	Lack of affordable transportation, High poverty rates for single women heads of households with children, Increasing number of neighborhoods of concentrated poverty
Community Mental Health	City	\$271,495	Income, Concentrated Poverty, Single Women HOH, Children in Poverty
Making Food Accessible	City	\$504,700	Income, Concentrated Poverty,
Positive Youth Development	City	\$155,000	Children in Poverty, Single Women HOH
ECOSTS (Early Childhood, Out of School Time Services) (subsidies)	CDBG	\$100,000	Children in Poverty, Teen Birth, Single Women HOH
ECOSTS (target populations)	CDBG	\$550,000	Children in Poverty, Single Women HOH
Out of School Time (PKR)	CDBG	\$738,301	Children in Poverty, Single Women HOH

## Other Programs

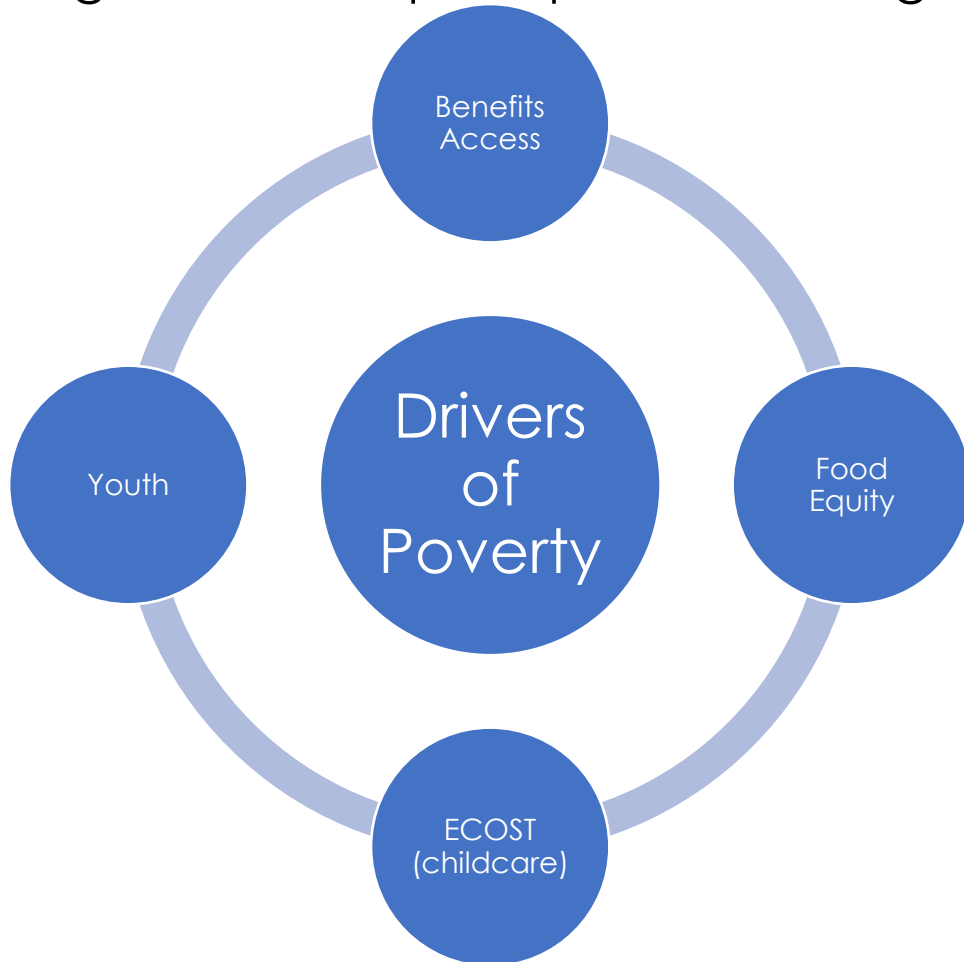
- Financial Empowerment Centers
- WIC
- Benefits Navigation systems-planning
- Various ARPA programs



# Looking Ahead



1. Focus investments in key areas that closely align with DOP principles and REP goals


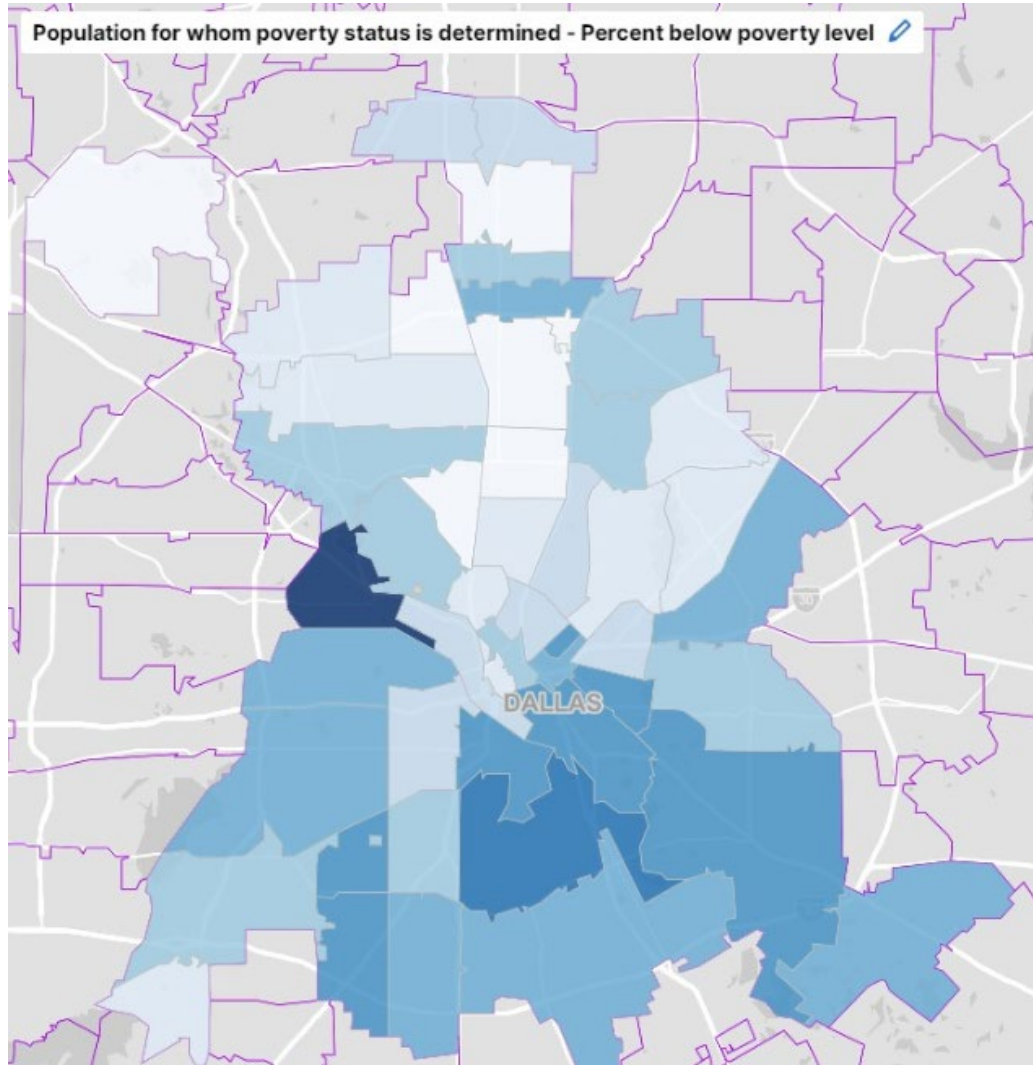


2. Seek strategic alignment for core focus areas - internal and external collaboration to advance progress in key issue areas

## Internal stakeholders/collaborators



# Communities of Concentrated Poverty



Percent by ZIP Code  
Tabulation Area (2020)



# Direction from WEE and City Council



- **Next Steps**
  - Receiving input and further direction from WEE Members related to potential future priorities.



**City of Dallas**

# **Drivers of Poverty Update and Plan**

**Workforce, Education, and Equity  
Committee  
May 13, 2024**

**Jessica Galleshaw  
Director, Office of Community Care**