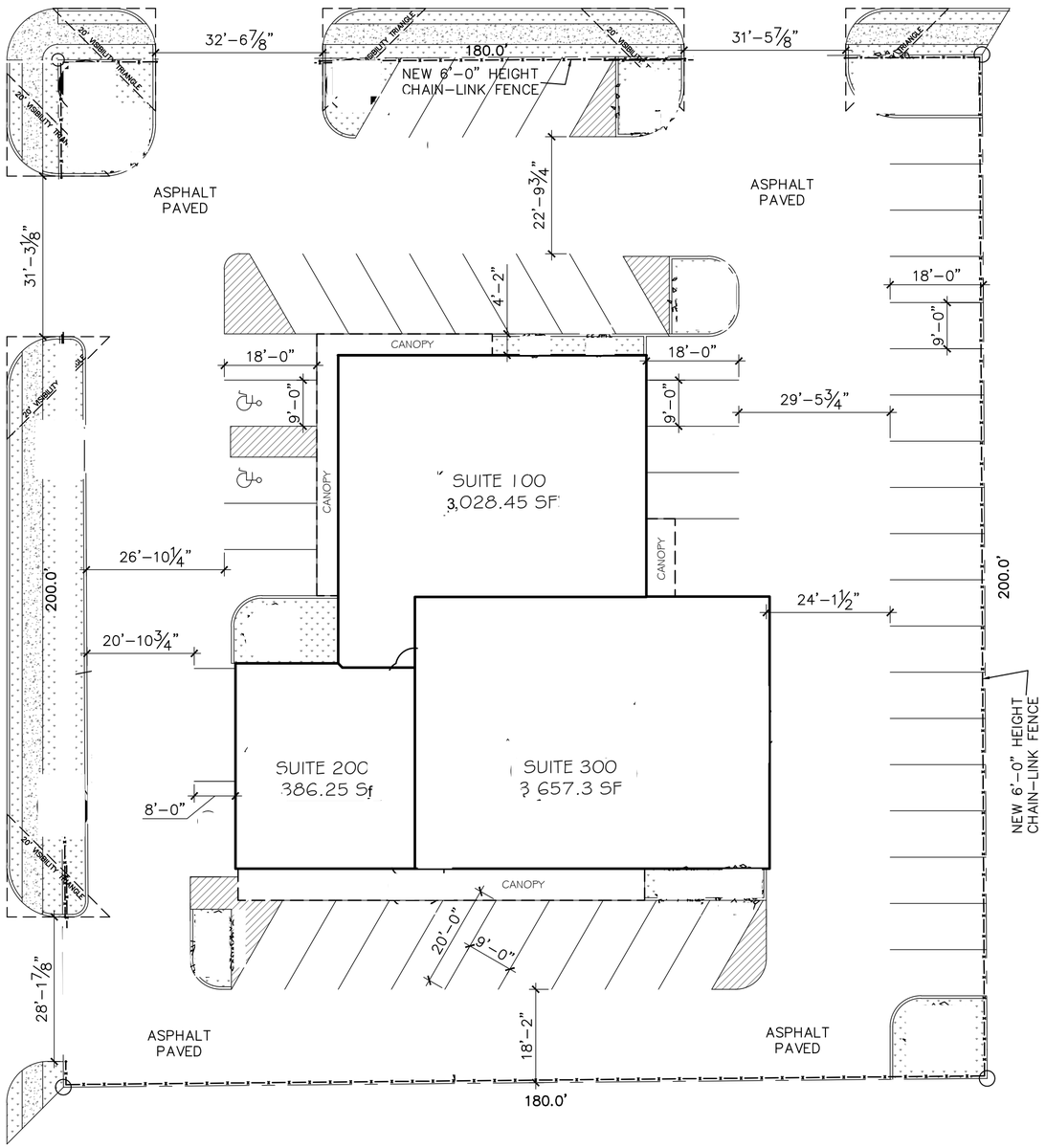

SCALE 1" = 20'-0"

PARKING ANALYSIS 1346 MASTERS DRIVE					
SUITE	USE	CODE	SQ. FT.	REQ'	PROV'
100	GENERAL MERCHANDISE	1/200	3,028.45 SF	15	20
200	OFFICE	1/333	1,386.25 SF	4	6
300	COIN LAUNDRY	1/200	3,657.3 SF	18	24
				37	50

LEGAL DESC

1: BLK 671
72: TR 1 200X180
3: MASTERS DR & TOKOWA D
4: VOL95196/0960 DD100395 CO-DALLAS
5: 6717 000 001 3006717 000

PLANS & PERMIT SOLUTIONS
PLANS & PERMIT SUBMITTAL AND REPRESENTATION
609 HANOVER DR. ALLEN, TX 75002
office: 469.464.6605 fax:972.432.439 1
ktellez@plansandpermitsolutions.com

PROJECT NAME
BUILDING REMODELING

ADDRESS
1346 N. MASTERS DR.
DALLAS, TEXAS 75217

No.	Revision/Issue	Date
1	ADDENDUM No.1	12.06.2012

Sheet Title
SITE PLAN

CASE #

OWNER
MURAD ALI

Project
COMMERCIAL REMODEL

Date 05-09-2012
Scale 1/8"=1'
ZONING CR
Sheet No. **C-1**

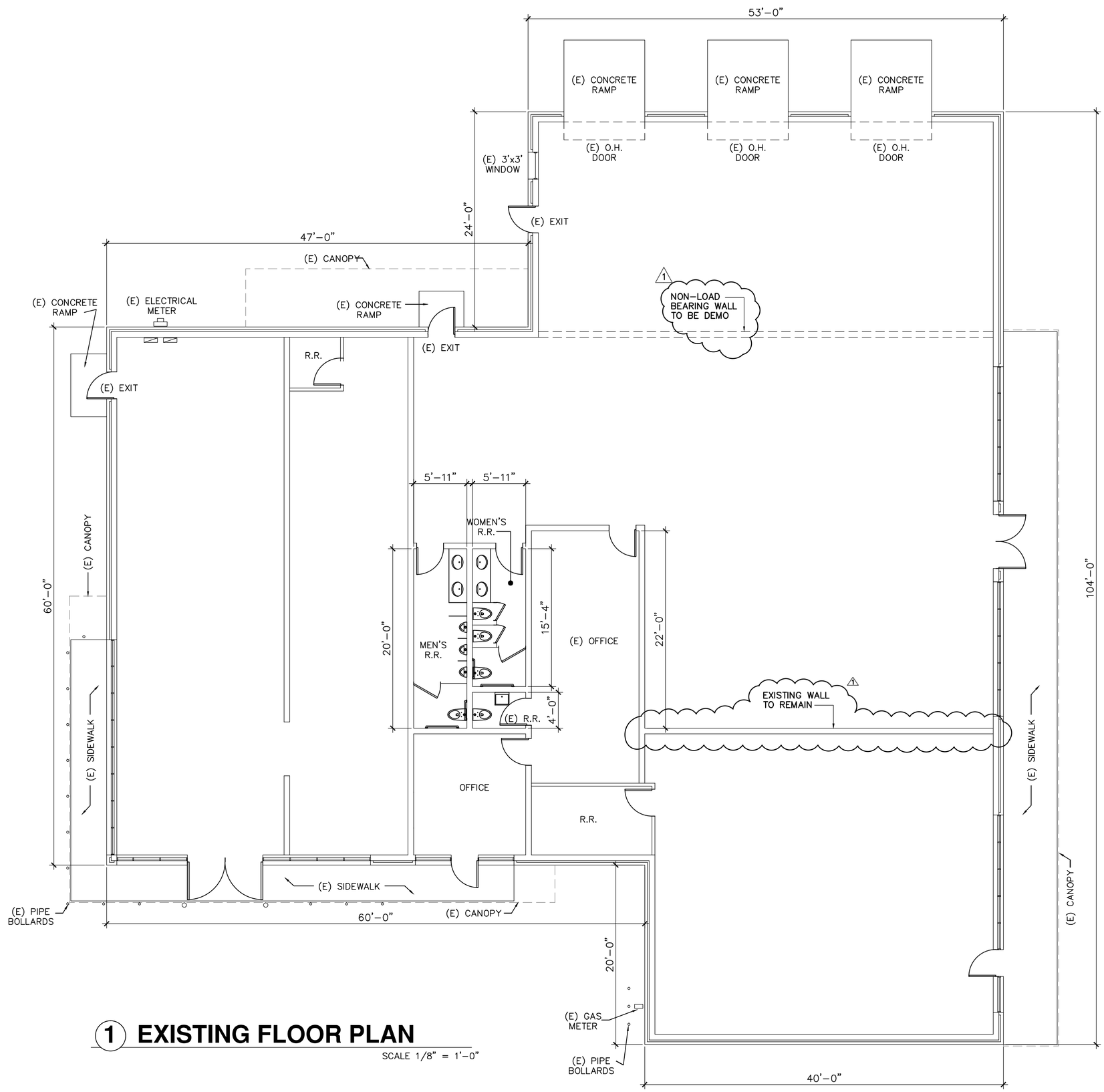

1 EXISTING FLOOR PLAN

SCALE 1/8" = 1'-0"

PLANS & PERMIT SOLUTIONS
PLANS & PERMIT SUBMITTAL AND REPRESENTATION
609 HANOVER DR. ALLEN, TX 75002
office: 469.464.6605 fax:972.432.439 |
ktellez@plansandpermitsolutions.com

PROJECT NAME
BUILDING REMODELING

ADDRESS
1346 N. MASTERS DR.
DALLAS, TEXAS 75217

No.	Revision/Issue	Date
1	ADDENDUM No.1	12.06.2012

Sheet Title
EXISTING FLOOR PLAN

CASE #

OWNER
MURAD ALI

Project
COMMERCIAL REMODEL

Date 05-09-2012

Scale 1/8"=1'

ZONING CR

Sheet No. **A1**

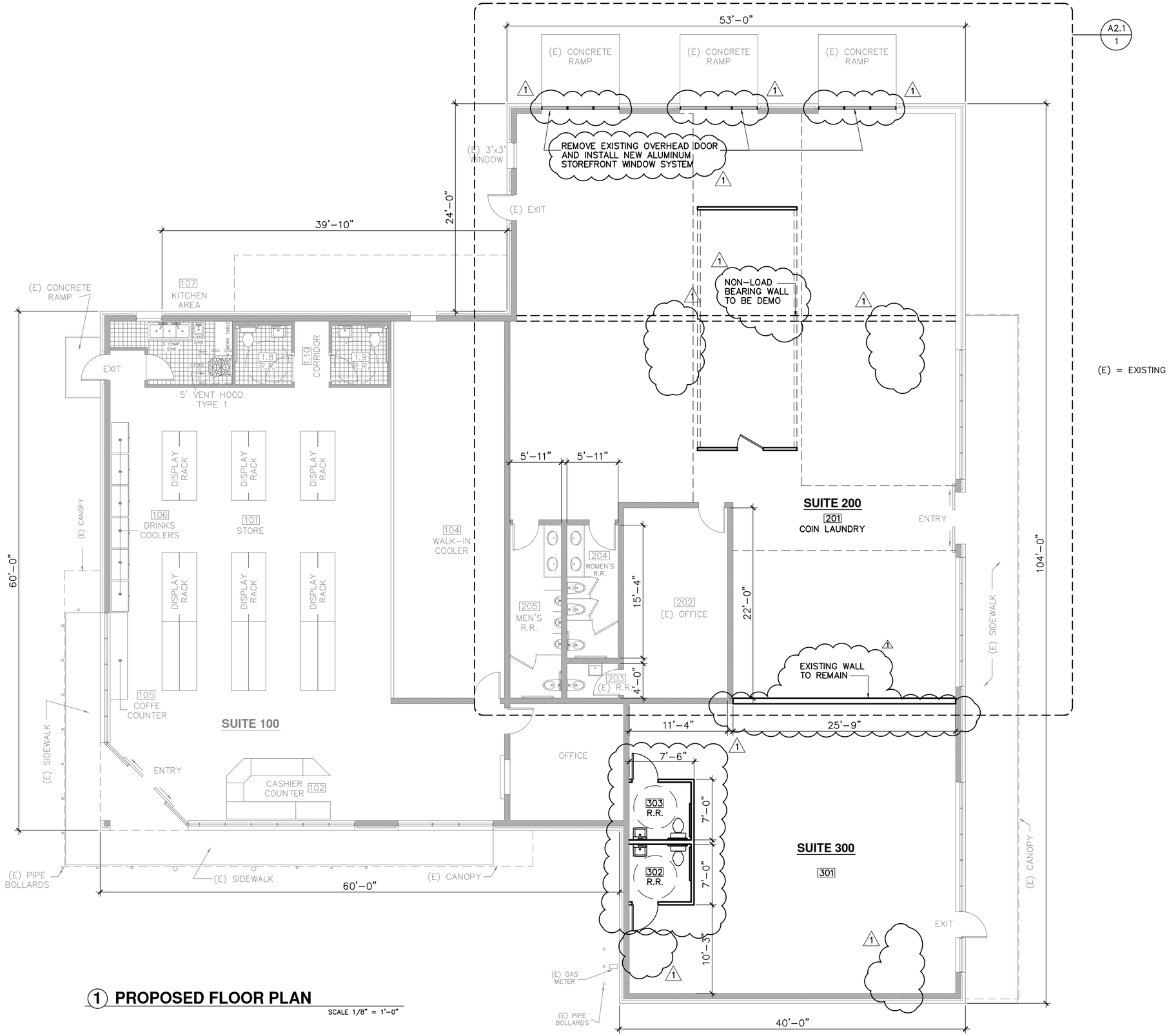

1 PROPOSED FLOOR PLAN

SCALE 1/8" = 1'-0"

PLANS & PERMIT SOLUTIONS
PLANS & PERMIT SUBMITTAL AND REPRESENTATION
609 HANOVER DR. ALLEN, TX 75002
office: 469.464.6605 fax:972.432.439 1
ktellez@plansandpermitsolutions.com

PROJECT NAME
BUILDING REMODELING

ADDRESS
1346 N. MASTERS DR.
DALLAS, TEXAS 75217

No.	Revision/Issue	Date
1	ADDENDUM No.1	12.06.2012

Sheet Title
PROPOSED FLOOR PLAN

CASE #

OWNER
MURAD ALI

Project
COMMERCIAL REMODEL

Date 05-09-2012

Scale 1/8"=1'

ZONING CR

Sheet No. **A2**

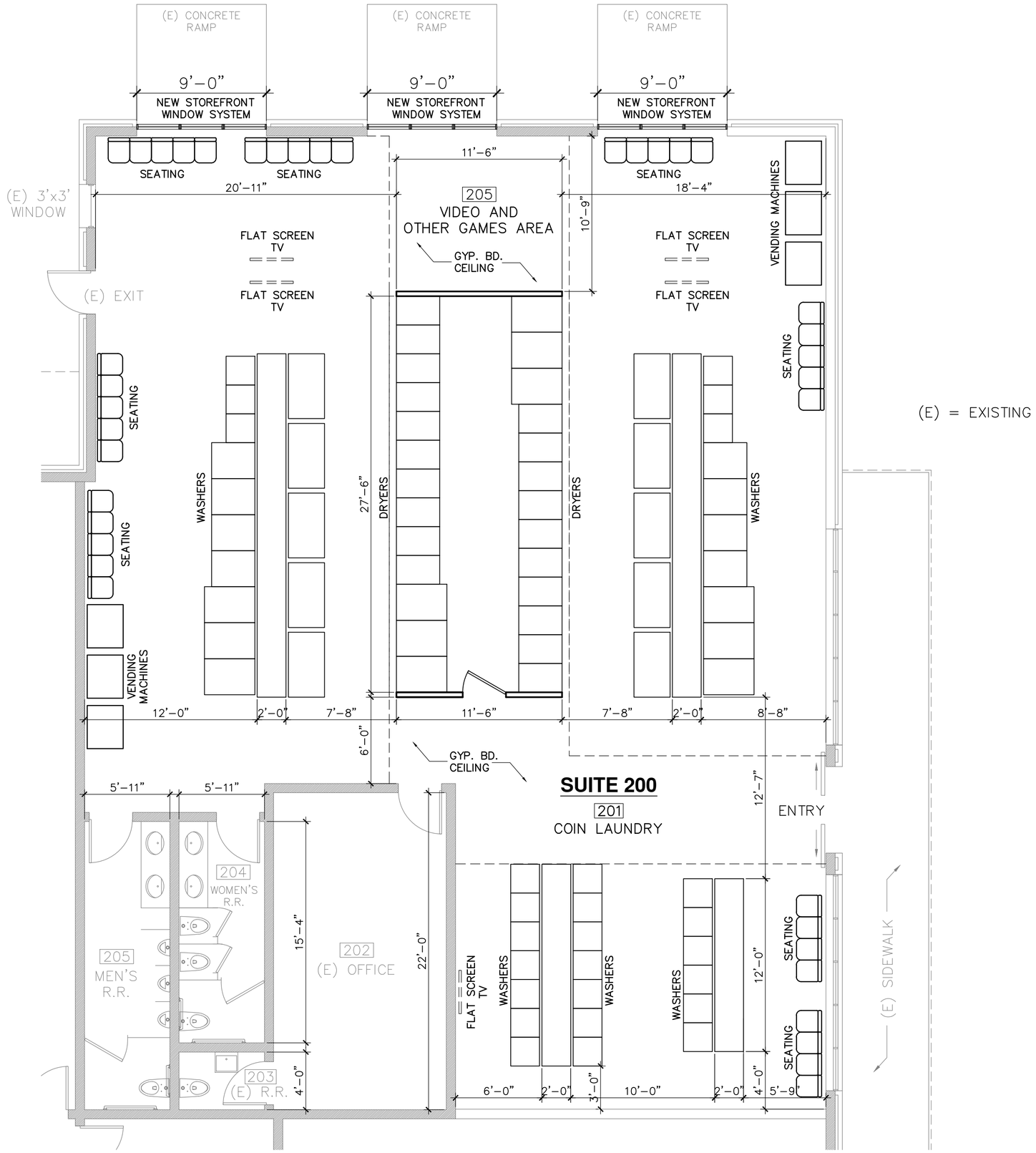

1 ENLARGED FLOOR PLAN

SCALE 3/16" = 1'-0"

PLANS & PERMIT SOLUTIONS
PLANS & PERMIT SUBMITTAL AND REPRESENTATION
609 HANOVER DR. ALLEN, TX 75002
office: 469.464.6605 fax:972.432.439 I
ktellez@plansandpermitsolutions.com

PROJECT NAME
BUILDING REMODELING

ADDRESS
1346 N. MASTERS DR.
DALLAS, TEXAS 75217

No.	Revision/Issue	Date
1	ADDENDUM No.1	12.06.2012

Sheet Title
ENLARGED PLAN

CASE #

OWNER
MURAD ALI

Project
COMMERCIAL REMODEL

Date 05-09-2012

Sheet No. NEW ISSUE **A2.1**

Scale 1/8"=1'

ZONING CR

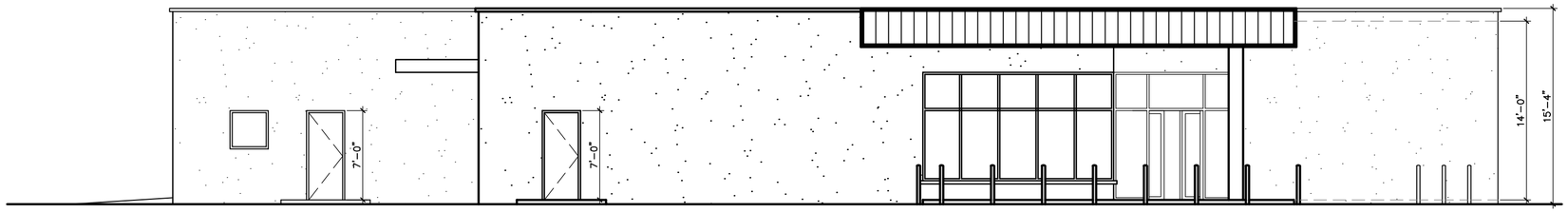

1 NORTH ELEVATION

SCALE 1/8" = 1'-0"

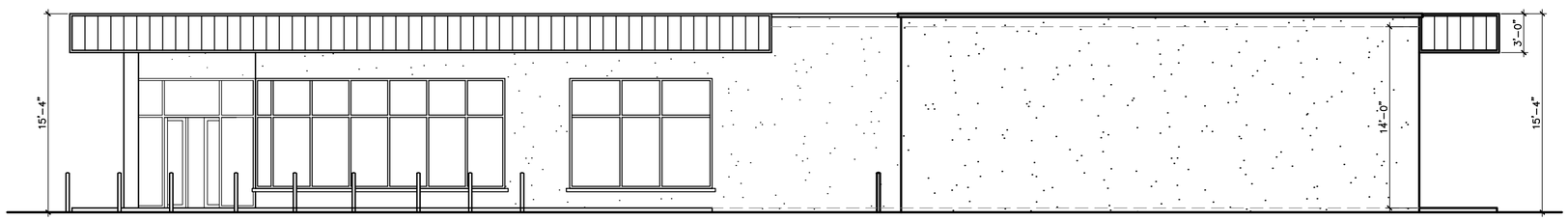

2 WEST ELEVATION

SCALE 1/8" = 1'-0"

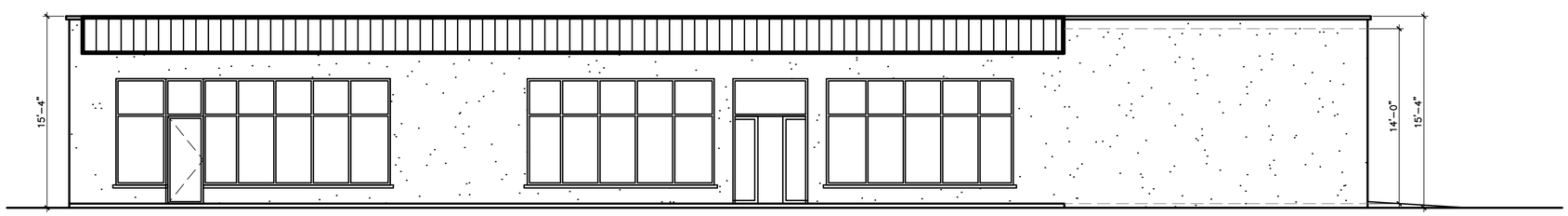

3 SOUTH ELEVATION

SCALE 1/8" = 1'-0"

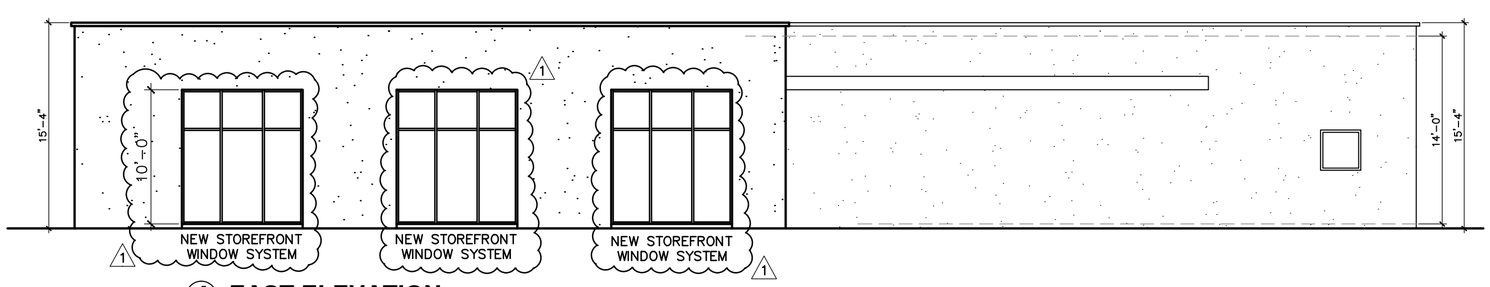

4 EAST ELEVATION

SCALE 1/8" = 1'-0"

PLANS & PERMIT SOLUTIONS
PLANS & PERMIT SUBMITTAL AND REPRESENTATION
609 HANOVER DR. ALLEN, TX 75002
office: 469.464.6605 fax:972.432.439 |
ktellez@plansandpermitsolutions.com

PROJECT NAME
BUILDING REMODELING

ADDRESS
1346 N. MASTERS DR.
DALLAS, TEXAS 75217

No.	Revision/Issue	Date
1	ADDENDUM No.1	12.06.2012

Sheet Title
ELEVATIONS

CASE #

OWNER
MURAD ALI

Project
COMMERCIAL REMODEL

Date 05-09-2012

Scale 1/8"=1'

ZONING CR

Sheet No. **A-3**



1 ELECTRICAL PLAN - LIGHTING

SCALE 1/8" = 1'-0"

ELECTRICAL SYMBOL LEGEND

- CONDUIT (SEE PANEL SCHEDULES FOR CONDUIT AND WIRE SIZES)
- SIMGLE POLE SWITCH
- DUPLEX FLOOR RECEPTACLE
- DUPLEX RECEPTACLE
- DUPLEX RECEPTACLE WEATHERPROOF
- 220V. RECEPTACLE
- RECESSED LIGHT FIXTURE FLUORESCENT, TYPE LAY-IN 2'x4' T.B.D. BY OWNER
- RECESSED LIGHT FIXTURE FLUORESCENT, TYPE LAY-IN 2'x2' T.B.D. BY OWNER

PLANS & PERMIT SOLUTIONS
PLANS & PERMIT SUBMITTAL AND REPRESENTATION
609 HANOVER DR. ALLEN, TX 75002
office: 469.464.6605 fax:972.432.439 I
ktellez@plansandpermitsolutions.com

PROJECT NAME
BUILDING REMODELING

ADDRESS
1346 N. MASTERS DR.
DALLAS, TEXAS 75217

No.	Revision/Issue	Date
1	ADDENDUM No.1	12.06.2012

Sheet Title
ELECTRICAL PLAN LIGHTING

CASE #

OWNER
MURAD ALI

Project
COMMERCIAL REMODEL

Date 05-09-2012

Scale 1/8"=1'

ZONING CR

Sheet No. **E-1**

ELECTRICAL LOAD ANALYSIS

SUITE 2 PANEL P102 MDP
120/208V, 3ϕ,4w

LOAD DESCRIPTION	CONNECTED LOAD KVA	DEMAND FACTOR	DEMAND LOAD KVA	DEMAND LOAD AMPS
LIGHTING	7.0	1.25	8.8	24.3
RECEPTACLES	4.0	1.0	4.0	11.1
HVAC - HEAT	20.0	1.0	20.0	55.6
EQUIPMENT	93.0	1.0	93.0	258.3
TOTAL:	124	-	125.75	349.3

SELECT: 400 AMP SERVICE AT 120/208 VOLTS, 3ϕ , 4W
REFER TO ELECTRICAL RISER DIAGRAM FOR CONDUITS AND CONDUCTORS

MDP 102 SUTIE 2 — 42,000 AMPS RMS SYM I.C. INTEGRATED EQUIPMENT RATING — * INDICATES 2 1/2" C - 4#3, #6G — ** INDICATES 1 1/4" C - 3#4, #4G
120/208V — 400 AMP, 3 PHASE 4 WIRE

PANEL	FEEDER	BRK	KVA Aϕ	KVA Bϕ	KVA Cϕ			KVA Aϕ	KVA Bϕ	KVA Cϕ	BRK	FEEDER	PANEL
A1	*	100		30.3		1	2		32.2		100	*	E1
						3	4						
		3				5	6				3		
E2	*	100		32.0		7	8		32.2		100	*	E3
						9	10						
		3				11	12				3		
SPACE						13	14						SPACE
SPACE						15	16						SPACE
SPACE						17	18						SPACE
SPACE						19	20						SPACE
SPACE						21	22						SPACE
SPACE						23	24						SPACE
SPACE						25	26						SPACE
SPACE						27	28						SPACE
SPACE						29	30						SPACE
SPACE						31	32						SPACE
SPACE						33	34						SPACE
SPACE						35	36						SPACE
SPACE						37	38						SPACE
SPACE						39	40						SPACE
SPACE						41	42						SPACE

PANEL A1 — 42,000 AMPS RMS SYM I.C. INTEGRATED EQUIPMENT RATING — * INDICATES 1/2" C - 2#12, #12G — ** INDICATES 1 1/4" C - 3#4, #4G
120/208V — 100 AMP, 3 PHASE 4 WIRE

CIRCUIT	FEEDER	BRK	KVA Aϕ	KVA Bϕ	KVA Cϕ			KVA Aϕ	KVA Bϕ	KVA Cϕ	BRK	FEEDER	CIRCUIT
P32	*	20-1	1.4			1	2						SPACE
P34	*	15-1		1.2		3	4		1.0		15-1	*	L8
L9	*	15-1			0.7	5	6			1.0	15-1	*	L10
L11	*	15-1	1.0			7	8	1.0			15-1	*	L12
L13	*	15-1		1.0		9	10		0.5		15-1	*	L14
L15	*	15-1			0.6	11	12			0.8	15-1	*	P33
HVAC	**	60	6.7			13	14						SPACE
				6.7		15	16						SPACE
		3			6.7	17	18						SPACE
SPACE						19	20						SPACE
SPACE						21	22						SPACE
SPACE						23	24						SPACE
SPACE						25	26						SPACE
SPACE						27	28						SPACE
SPACE						29	30						SPACE
SPACE						31	32						SPACE
SPACE						33	34						SPACE
SPACE						35	36						SPACE
SPACE						37	38						SPACE
SPACE						39	40						SPACE
SPACE						41	42						SPACE

PANEL E1/E3 — 42,000 AMPS RMS SYM I.C. INTEGRATED EQUIPMENT RATING — * INDICATES 1/2" C - 2#12, #12G — ** INDICATES 3/4" C - 2#10, #10G
120/208V — 100 AMP, 3 PHASE 4 WIRE

CIRCUIT	FEEDER	BRK	KVA Aϕ	KVA Bϕ	KVA Cϕ			KVA Aϕ	KVA Bϕ	KVA Cϕ	BRK	FEEDER	CIRCUIT
SPACE						1	2	1.2			15-1	*	D1B
D1C	*	15-1		1.2		3	4		1.2		15-1	*	D1D
D1E	*	15-1			1.2	5	6			1.2	15-1	*	D1F
D1G	*	15-1	1.2			7	8	1.2			15-1	*	D1H
D1I	*	15-1		1.2		9	10		1.2		15-1	*	D1J
D2A	*	15-1			1.2	11	12			1.2	15-1	*	D2B
D2C	*	15-1	1.2			13	14	0.8			15	**	W1A
W1B	**	15		0.8		15	16		0.8		2		
		2			0.8	17	18			0.8	15	**	W1C
W2A	**	15	0.8			19	20	0.8			2		
		2		0.8		21	22		0.8		15	**	W2B
W2C	**	15			0.8	23	24			0.8	2		
		2	0.8			25	26	0.8			15	**	W2D
W3A	**	20		0.9		27	28		0.8		2		
		2			0.9	29	30			0.9	20	**	W3B
W3C	**	20	0.9			31	32	0.9			2		
		2		0.9		33	34						SPACE
D1A	**				1.2	35	36						SPACE
SPACE						37	38						SPACE
SPACE						39	40						SPACE
SPACE						41	42						SPACE

PANEL E2 — 42,000 AMPS RMS SYM I.C. INTEGRATED EQUIPMENT RATING — * INDICATES 1/2" C - 2#12, #12G — ** INDICATES 3/4" C - 2#10, #10G
120/208V — 100 AMP, 3 PHASE 4 WIRE

CIRCUIT	FEEDER	BRK	KVA Aϕ	KVA Bϕ	KVA Cϕ			KVA Aϕ	KVA Bϕ	KVA Cϕ	BRK	FEEDER	CIRCUIT
W1D	**	15	0.8			1	2	0.8			15	**	W1E
		2		0.8		3	4		0.8		2		
W1F	**	15			0.8	5	6			0.8	15	**	W1G
		2	0.8			7	8	0.8			2		
W1H	**	15		0.8		9	10		0.8		15	**	W1I
		2			0.8	11	12			0.8	2		
W1J	**	15	0.8			13	14	0.8			15	**	W1K
		2		0.8		15	16		0.8		2		
W1L	**	15			0.8	17	18			0.8	15	**	W1M
		2	0.8			19	20	0.8			2		
W1N	**	15		0.8		21	22		0.8		15	**	W1O
		2			0.8	23	24			0.8	2		
W1P	**	15	0.8			25	26	0.8			15	**	W1Q
		2		0.8		27	28		0.8		2		
W1R	**	15			0.8	29	30			0.8	15	**	W1S
		2	0.8			31	32	0.8			2		
W1T	**	15		0.8		33	34		0.8		15	**	W1U
		2			0.8	35	36			0.8	2		
W1V	**	15	0.8			37	38						SPACE
		2		0.8		39	40		0.8		15	**	W1W
SPACE						41	42			0.8	2		

PLANS & PERMIT SOLUTIONS
PLANS & PERMIT SUBMITTAL AND REPRESENTATION
609 HANOVER DR. ALLEN, TX 75002
office: 469.464.6605 fax:972.432.439 I
ktellez@plansandpermitsolutions.com

PROJECT NAME
BUILDING REMODELING

ADDRESS
1346 N. MASTERS DR.
DALLAS, TEXAS 75217

No.	Revision/Issue	Date
1	ADDENDUM No.1	12.06.2012

Sheet Title
ELECTRICAL LOAD CALCULATION SUITE 2

CASE #

OWNER
MURAD ALI

Project
COMMERCIAL REMODEL

Date 05–09–2012
Scale 1/8"=1'
ZONING CR
Sheet No. **E-5**

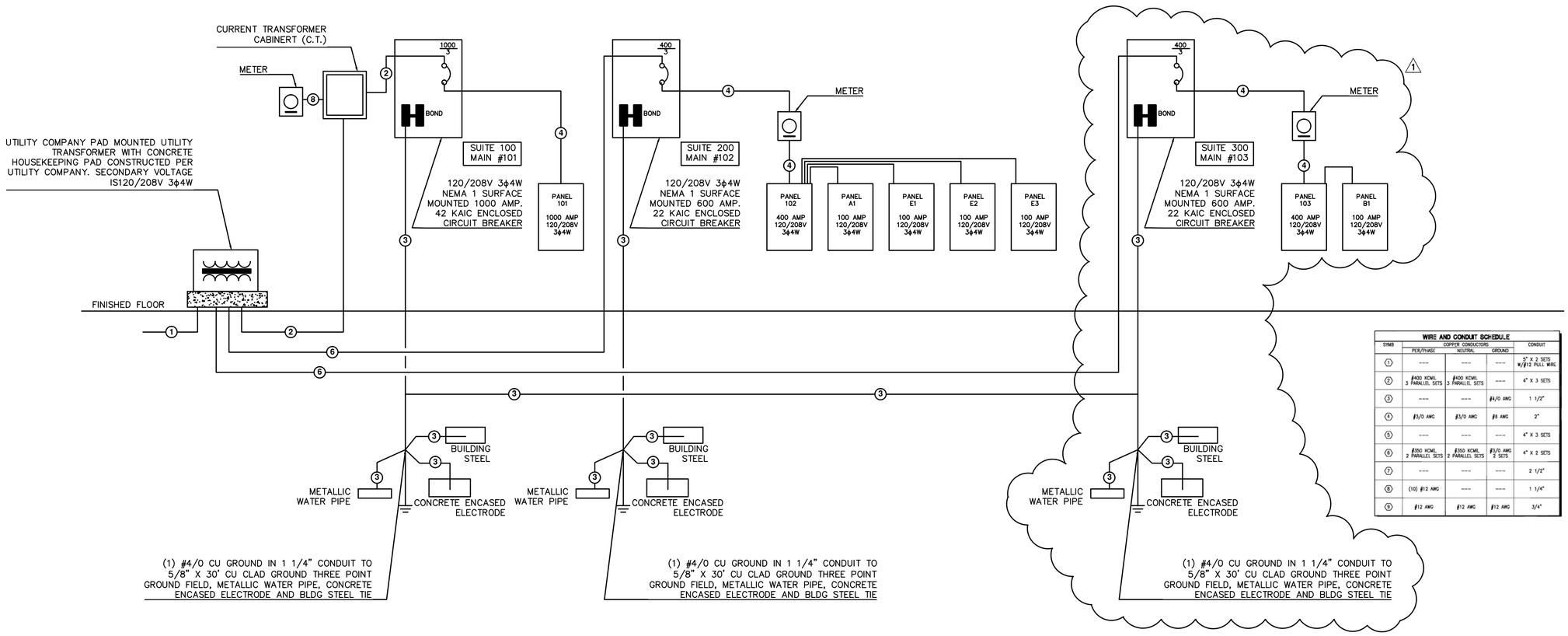

WIRE AND CONDUIT SCHEDULE

SYMB	COPPER CONDUCTORS PER/PHASE	NEUTRAL	GROUND	CONDUIT
1	---	---	---	5" X 2 SETS W/#12 PULL WIRE
2	#400 KCMIL 3 PARALLEL SETS	#400 KCMIL 3 PARALLEL SETS	---	4" X 3 SETS
3	---	---	#4/0 AWG	1 1/2"
4	#3/0 AWG	#3/0 AWG	#6 AWG	2"
5	---	---	---	4" X 3 SETS
6	#350 KCMIL 2 PARALLEL SETS	#350 KCMIL 2 PARALLEL SETS	#3/0 AWG 2 SETS	4" X 2 SETS
7	---	---	---	2 1/2"
8	(10) #12 AWG	---	---	1 1/4"
9	#12 AWG	#12 AWG	#12 AWG	3/4"

1 ELECTRICAL RISER DIAGRAM

PLANS & PERMIT SOLUTIONS
PLANS & PERMIT SUBMITTAL AND REPRESENTATION
609 HANOVER DR. ALLEN, TX 75002
office: 469.464.6605 fax:972.432.439 1
ktellez@plansandpermitsolutions.com

PROJECT NAME
BUILDING REMODELING

ADDRESS
1346 N. MASTERS DR. DALLAS, TEXAS 75217

No.	Revision/Issue	Date
1	ADDENDUM No.1	12.06.2012

Sheet Title
ELECTRICAL RISER DIAGRAM

CASE #

OWNER
MURAD ALI

Project
COMMERCIAL REMODEL

Date 05-09-2012

Scale 1/8"=1'

ZONING CR

Sheet No. **E-3**

ELECTRICAL LOAD ANALYSIS

SUITE 1 PANEL P101
120/208V, 3ϕ,4w

LOAD DESCRIPTION	CONNECTED LOAD KVA	DEMAND FACTOR	DEMAND LOAD KVA	DEMAND LOAD AMPS
LIGHTING	5.0	1.25	6.3	17.4
RECEPTACLES	11.5	1.0	11.5	31.9
HVAC - HEAT	15.0	1.0	15.0	41.7
EQUIPMENT	10.0	1.0	10.0	27.8
TOTAL:	41.5	-	42.75	118.8

SELECT: 200 AMP SERVICE AT 120/208 VOLTS, 3ϕ , 4W
REFER TO ELECTRICAL RISER DIAGRAM FOR CONDUITS AND CONDUCTORS

PANEL 101
120/208V
42,000 AMPS RMS SYM I.C.
INTEGRATED EQUIPMENT RATING
200 AMP, 3 PHASE 4 WIRE
* INDICATES 1/2" C - 2#12, #12G
** INDICATES 3/4" C - 2#10, #10G
*** INDICATES 1 1/4" C - 3#6, #6G

CIRCUIT	FEEDER	BRK	KVA Aϕ	KVA Bϕ	KVA Cϕ			KVA Aϕ	KVA Bϕ	KVA Cϕ	BRK	FEEDER	CIRCUIT
L1	*	15-1	1.0			1	2	1.0			15-1	*	L2
L3	*	15-1		0.8		3	4		0.8		15-1	*	L4
L5	*	15-1			1.0	5	6			1.0	15-1	*	L6
P1	*	15-1	1.0			7	8	1.8			20-1	**	P2
P3	**	30-1		2.4		9	10		2.4		30-1	**	P4
P5	**	30-1			2.4	11	12			2.4	30-1	*	P6
HVAC	***	50	5.0			13	14	1.0			20	**	P7
				5.0		15	16		1.0		2		
		3			5.0	17	18			1.0	20	**	P8
P13	**	20-1	2.0			19	20	1.0			2		
P15	*	15-1		1.0		21	22		0.8		15-1	*	P14
SPACE						23	24			1.0	15-1	*	P16
SPACE						25	26						SPACE
SPACE						27	28						SPACE
SPACE						29	30						SPACE
SPACE						31	32						SPACE
SPACE						33	34						SPACE
SPACE						35	36						SPACE
SPACE						37	38						SPACE
SPACE						39	40						SPACE
SPACE						41	42						SPACE

1

ELECTRICAL LOAD ANALYSIS

SUITE 1 PANEL P103
120/208V, 3ϕ,4w

LOAD DESCRIPTION	CONNECTED LOAD KVA	DEMAND FACTOR	DEMAND LOAD KVA	DEMAND LOAD AMPS
LIGHTING	5.0	1.25	6.3	17.4
RECEPTACLES	11.5	1.0	11.5	31.9
HVAC - HEAT	15.0	1.0	15.0	41.7
EQUIPMENT	0.0	0.0	0.0	0.0
TOTAL:	31.5	-	32.75	91.0

SELECT: 200 AMP SERVICE AT 120/208 VOLTS, 3ϕ , 4W
REFER TO ELECTRICAL RISER DIAGRAM FOR CONDUITS AND CONDUCTORS

PANEL 101
120/208V
42,000 AMPS RMS SYM I.C.
INTEGRATED EQUIPMENT RATING
200 AMP, 3 PHASE 4 WIRE
* INDICATES 1/2" C - 2#12, #12G
** INDICATES 3/4" C - 2#10, #10G
*** INDICATES 1 1/4" C - 3#6, #6G

CIRCUIT	FEEDER	BRK	KVA Aϕ	KVA Bϕ	KVA Cϕ			KVA Aϕ	KVA Bϕ	KVA Cϕ	BRK	FEEDER	CIRCUIT
L7	*	15-1	1.0			1	2	1.0			15-1	*	L8
SPACE						3	4						SPACE
SPACE						5	6						SPACE
P38	*	15-1	1.0			7	8	1.8			20-1	**	P39
SPACE						9	10						SPACE
SPACE						11	12						SPACE
HVAC	***	50	5.0			13	14						SPACE
				5.0		15	16						SPACE
		3			5.0	17	18						SPACE
SPACE						19	20						SPACE
SPACE						21	22						SPACE
SPACE						23	24						SPACE
SPACE						25	26						SPACE
SPACE						27	28						SPACE
SPACE						29	30						SPACE
SPACE						31	32						SPACE
SPACE						33	34						SPACE
SPACE						35	36						SPACE
SPACE						37	38						SPACE
SPACE						39	40						SPACE
SPACE						41	42						SPACE

PLANS & PERMIT SOLUTIONS
PLANS & PERMIT SUBMITTAL AND REPRESENTATION
609 HANOVER DR. ALLEN, TX 75002
office: 469.464.6605 fax:972.432.439 1
ktellez@plansandpermitsolutions.com

PROJECT NAME
BUILDING REMODELING

ADDRESS
1346 N. MASTERS DR.
DALLAS, TEXAS 75217

No.	Revision/Issue	Date
1	ADDENDUM No.1	12.06.2012

Sheet Title
ELECTRICAL LOAD CALCULATION SUITE 1 & 3

CASE #

OWNER
MURAD ALI

Project
COMMERCIAL REMODEL

Date 05-09-2012
Scale 1/8"=1'
ZONING CR
Sheet No. **E-4**

ELECTRICAL LOAD ANALYSIS

SUITE 2 PANEL P102 MDP
120/208V, 3ϕ,4w

LOAD DESCRIPTION	CONNECTED LOAD KVA	DEMAND FACTOR	DEMAND LOAD KVA	DEMAND LOAD AMPS
LIGHTING	7.0	1.25	8.8	24.3
RECEPTACLES	4.0	1.0	4.0	11.1
HVAC - HEAT	20.0	1.0	20.0	55.6
EQUIPMENT	93.0	1.0	93.0	258.3
TOTAL:	124	-	125.75	349.3

SELECT: 400 AMP SERVICE AT 120/208 VOLTS, 3ϕ , 4W
REFER TO ELECTRICAL RISER DIAGRAM FOR CONDUITS AND CONDUCTORS

MDP 102 SUTIE 2 — 42,000 AMPS RMS SYM I.C. INTEGRATED EQUIPMENT RATING — * INDICATES 2 1/2" C - 4#3, #6G — ** INDICATES 1 1/4" C - 3#4, #4G
120/208V — 400 AMP, 3 PHASE 4 WIRE

PANEL	FEEDER	BRK	KVA Aϕ	KVA Bϕ	KVA Cϕ			KVA Aϕ	KVA Bϕ	KVA Cϕ	BRK	FEEDER	PANEL
A1	*	100		30.3		1	2		32.2		100	*	E1
						3	4						
		3				5	6				3		
E2	*	100		32.0		7	8		32.2		100	*	E3
						9	10						
		3				11	12				3		
SPACE						13	14						SPACE
SPACE						15	16						SPACE
SPACE						17	18						SPACE
SPACE						19	20						SPACE
SPACE						21	22						SPACE
SPACE						23	24						SPACE
SPACE						25	26						SPACE
SPACE						27	28						SPACE
SPACE						29	30						SPACE
SPACE						31	32						SPACE
SPACE						33	34						SPACE
SPACE						35	36						SPACE
SPACE						37	38						SPACE
SPACE						39	40						SPACE
SPACE						41	42						SPACE

PANEL A1 — 42,000 AMPS RMS SYM I.C. INTEGRATED EQUIPMENT RATING — * INDICATES 1/2" C - 2#12, #12G — ** INDICATES 1 1/4" C - 3#4, #4G
120/208V — 100 AMP, 3 PHASE 4 WIRE

CIRCUIT	FEEDER	BRK	KVA Aϕ	KVA Bϕ	KVA Cϕ			KVA Aϕ	KVA Bϕ	KVA Cϕ	BRK	FEEDER	CIRCUIT
P32	*	20-1	1.4			1	2						SPACE
P34	*	15-1		1.2		3	4		1.0		15-1	*	L8
L9	*	15-1			0.7	5	6			1.0	15-1	*	L10
L11	*	15-1	1.0			7	8	1.0			15-1	*	L12
L13	*	15-1		1.0		9	10		0.5		15-1	*	L14
L15	*	15-1			0.6	11	12			0.8	15-1	*	P33
HVAC	**	60	6.7			13	14						SPACE
				6.7		15	16						SPACE
		3			6.7	17	18						SPACE
SPACE						19	20						SPACE
SPACE						21	22						SPACE
SPACE						23	24						SPACE
SPACE						25	26						SPACE
SPACE						27	28						SPACE
SPACE						29	30						SPACE
SPACE						31	32						SPACE
SPACE						33	34						SPACE
SPACE						35	36						SPACE
SPACE						37	38						SPACE
SPACE						39	40						SPACE
SPACE						41	42						SPACE

PANEL E1/E3 — 42,000 AMPS RMS SYM I.C. INTEGRATED EQUIPMENT RATING — * INDICATES 1/2" C - 2#12, #12G — ** INDICATES 3/4" C - 2#10, #10G
120/208V — 100 AMP, 3 PHASE 4 WIRE

CIRCUIT	FEEDER	BRK	KVA Aϕ	KVA Bϕ	KVA Cϕ			KVA Aϕ	KVA Bϕ	KVA Cϕ	BRK	FEEDER	CIRCUIT
SPACE						1	2	1.2			15-1	*	D1B
D1C	*	15-1		1.2		3	4		1.2		15-1	*	D1D
D1E	*	15-1			1.2	5	6			1.2	15-1	*	D1F
D1G	*	15-1	1.2			7	8	1.2			15-1	*	D1H
D1I	*	15-1		1.2		9	10		1.2		15-1	*	D1J
D2A	*	15-1			1.2	11	12			1.2	15-1	*	D2B
D2C	*	15-1	1.2			13	14	0.8			15	**	W1A
W1B	**	15		0.8		15	16		0.8		2		
		2			0.8	17	18			0.8	15	**	W1C
W2A	**	15	0.8			19	20	0.8			2		
		2		0.8		21	22		0.8		15	**	W2B
W2C	**	15			0.8	23	24			0.8	2		
		2	0.8			25	26	0.8			15	**	W2D
W3A	**	20		0.9		27	28		0.8		2		
		2			0.9	29	30			0.9	20	**	W3B
W3C	**	20	0.9			31	32	0.9			2		
		2		0.9		33	34						SPACE
D1A	**				1.2	35	36						SPACE
SPACE						37	38						SPACE
SPACE						39	40						SPACE
SPACE						41	42						SPACE

PANEL E2 — 42,000 AMPS RMS SYM I.C. INTEGRATED EQUIPMENT RATING — * INDICATES 1/2" C - 2#12, #12G — ** INDICATES 3/4" C - 2#10, #10G
120/208V — 100 AMP, 3 PHASE 4 WIRE

CIRCUIT	FEEDER	BRK	KVA Aϕ	KVA Bϕ	KVA Cϕ			KVA Aϕ	KVA Bϕ	KVA Cϕ	BRK	FEEDER	CIRCUIT
W1D	**	15	0.8			1	2	0.8			15	**	W1E
		2		0.8		3	4		0.8		2		
W1F	**	15			0.8	5	6			0.8	15	**	W1G
		2	0.8			7	8	0.8			2		
W1H	**	15		0.8		9	10		0.8		15	**	W1I
		2			0.8	11	12			0.8	2		
W1J	**	15	0.8			13	14	0.8			15	**	W1K
		2		0.8		15	16		0.8		2		
W1L	**	15			0.8	17	18			0.8	15	**	W1M
		2	0.8			19	20	0.8			2		
W1N	**	15		0.8		21	22		0.8		15	**	W1O
		2			0.8	23	24			0.8	2		
W1P	**	15	0.8			25	26	0.8			15	**	W1Q
		2		0.8		27	28		0.8		2		
W1R	**	15			0.8	29	30			0.8	15	**	W1S
		2	0.8			31	32	0.8			2		
W1T	**	15		0.8		33	34		0.8		15	**	W1U
		2			0.8	35	36			0.8	2		
W1V	**	15	0.8			37	38						SPACE
		2		0.8		39	40		0.8		15	**	W1W
SPACE						41	42			0.8	2		

PLANS & PERMIT SOLUTIONS
PLANS & PERMIT SUBMITTAL AND REPRESENTATION
609 HANOVER DR. ALLEN, TX 75002
office: 469.464.6605 fax:972.432.439 I
ktellez@plansandpermitsolutions.com

PROJECT NAME
BUILDING REMODELING

ADDRESS
1346 N. MASTERS DR.
DALLAS, TEXAS 75217

No.	Revision/Issue	Date
1	ADDENDUM No.1	12.06.2012

Sheet Title
ELECTRICAL LOAD CALCULATION SUITE 2

CASE #

OWNER
MURAD ALI

Project
COMMERCIAL REMODEL

Date 05–09–2012
Scale 1/8"=1'
ZONING CR
Sheet No. **E-5**

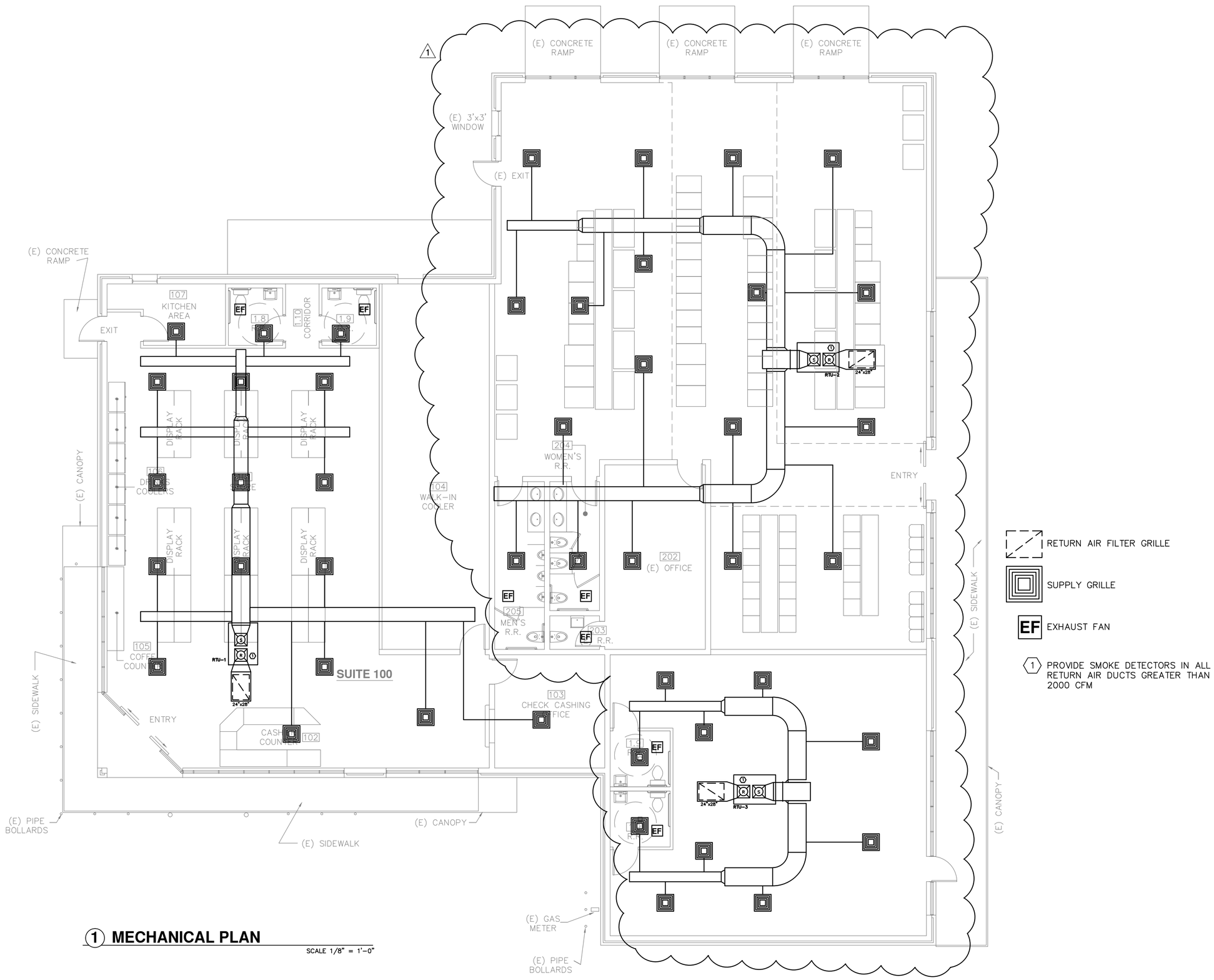

1 MECHANICAL PLAN

SCALE 1/8" = 1'-0"

PLANS & PERMIT SOLUTIONS
PLANS & PERMIT SUBMITTAL AND REPRESENTATION
609 HANOVER DR. ALLEN, TX 75002
office: 469.464.6605 fax:972.432.439 1
ktellez@plansandpermitsolutions.com

PROJECT NAME
BUILDING REMODELING

ADDRESS
1346 N. MASTERS DR.
DALLAS, TEXAS 75217

No.	Revision/Issue	Date
1	ADDENDUM No.1	12.06.2012

Sheet Title
MECHANICAL PLAN

CASE #

OWNER
MURAD ALI

Project
COMMERCIAL REMODEL

Date 05-09-2012

Scale 1/8"=1'

ZONING CR

Sheet No. **M-1**

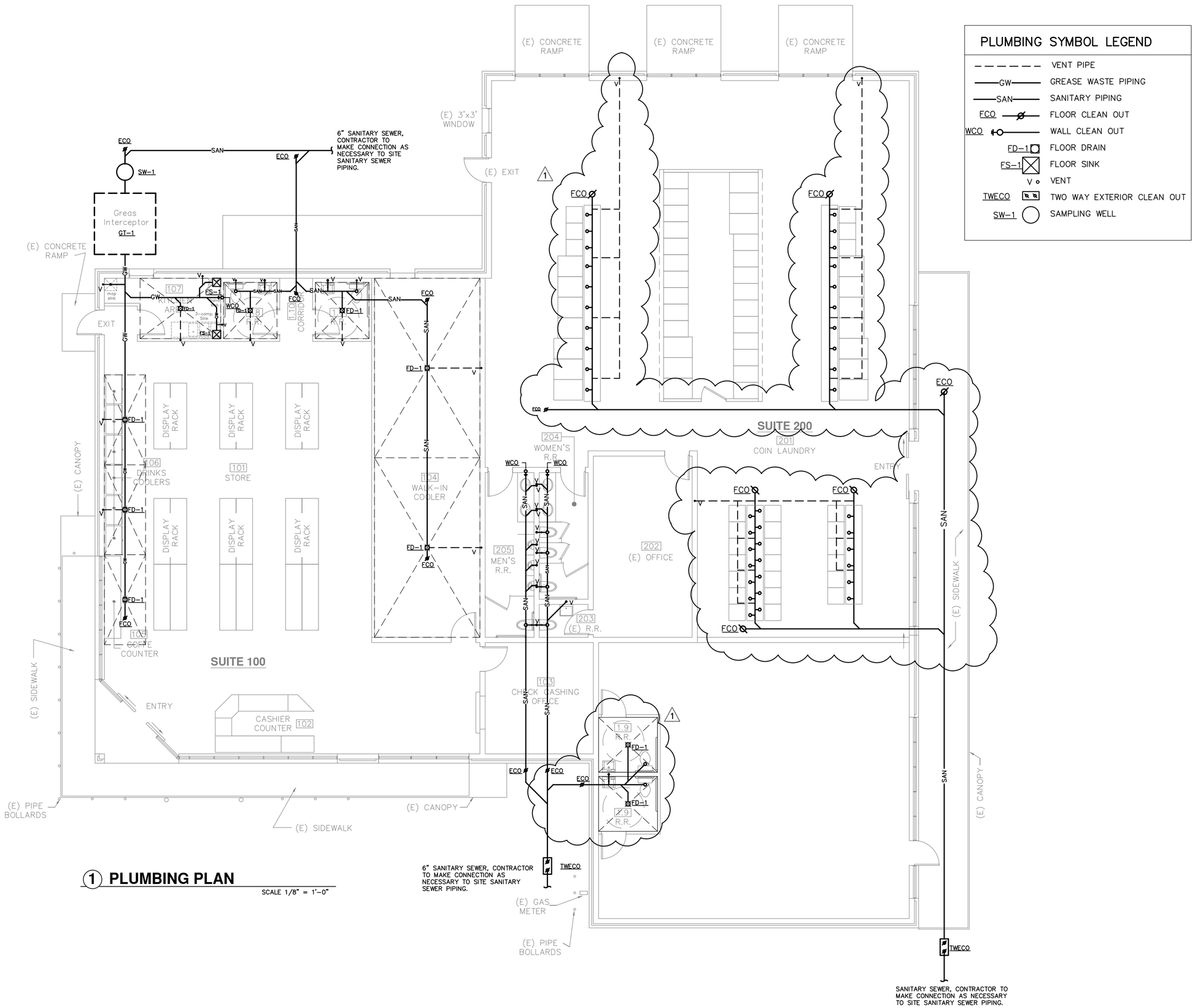

1 PLUMBING PLAN

SCALE 1/8" = 1'-0"

PLANS & PERMIT SOLUTIONS
PLANS & PERMIT SUBMITTAL AND REPRESENTATION
609 HANOVER DR. ALLEN, TX 75002
office: 469.464.6605 fax:972.432.439 |
ktellez@plansandpermitsolutions.com

PROJECT NAME
BUILDING REMODELING

ADDRESS
1346 N. MASTERS DR.
DALLAS, TEXAS 75217

No.	Revision/Issue	Date
1	ADDENDUM No.1	12.06.2012

Sheet Title
PLUMBING PLAN

CASE #

OWNER
MURAD ALI

Project
COMMERCIAL REMODEL

Date 05-09-2012

Scale 1/8"=1'

ZONING CR

Sheet No. **P-1**

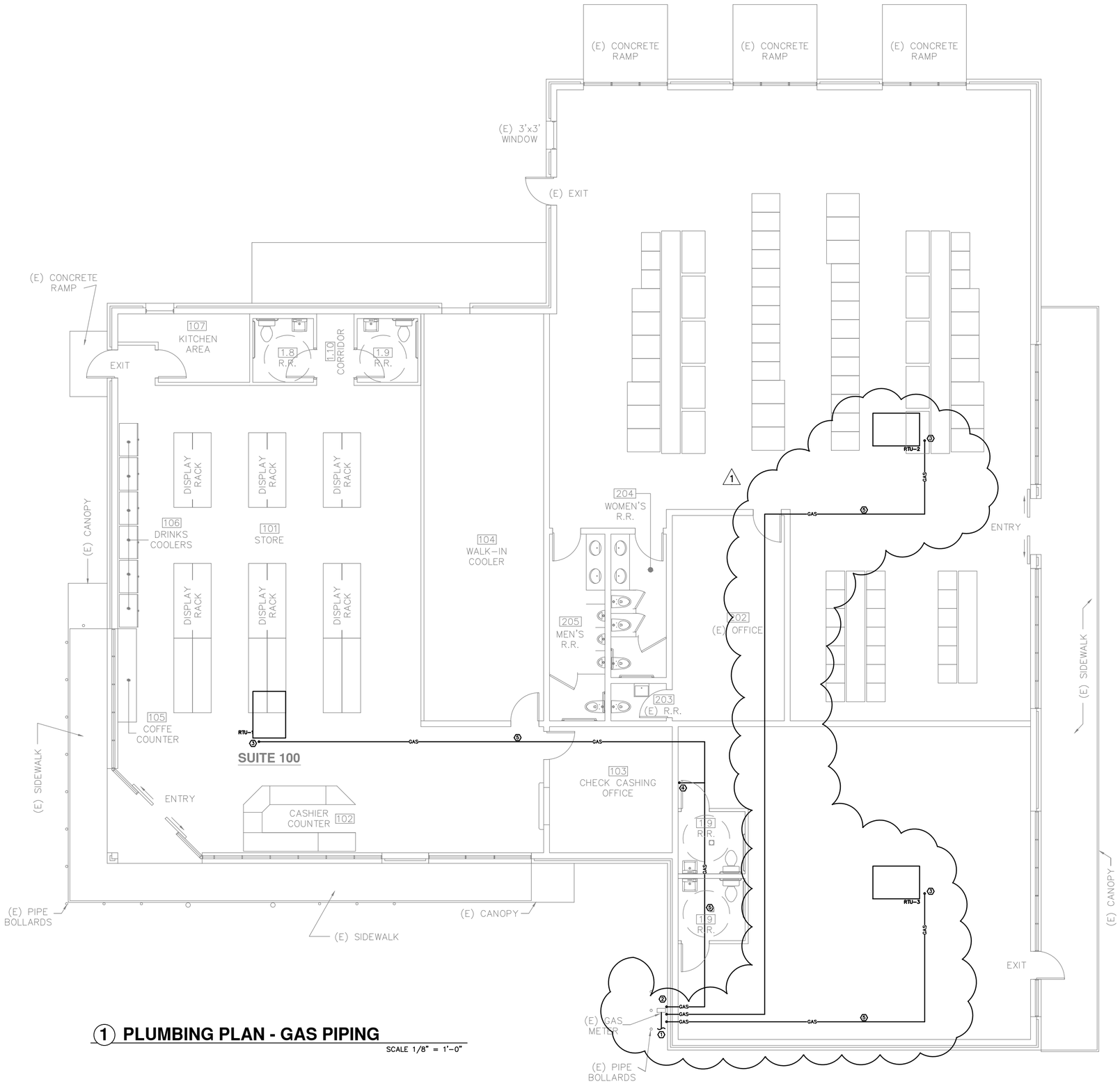

1 PLUMBING PLAN - GAS PIPING

SCALE 1/8" = 1'-0"

1. GAS SERVICE LINE PROVIDED BY GAS COMPANY.
2. GAS METER
3. HVAC GAS UNIT HEATER. COORDINATE FINAL LOCATION, POINT OF CONNECTION AND PRESSURE REQUIREMENTS WHIT MECHANICAL CONTRACTOR.
4. DROP GAS LINE THRU ROOF TO SERVE GAS EQUIPMENT. PROVIDE MANUAL GAS VALVE AND INSTALL ANSUL GAS SHUTOFF VALVE. ROUTE GAS PIPING EXPOSED ON WALL. COORDINATE FINAL LOCATION, POINT OF CONNECTION AND PRESSURE REQUIREMENTS WHIT MECHANICAL CONTRACTOR.
5. ROUTE GAS PIPING ON ROOF TO SERVE ROOFTOP UNITS. PROVIDE ROOFTOP PIPING SUPPORTS AT NO MORE 10' INTERVALS.

PLANS & PERMIT SOLUTIONS
PLANS & PERMIT SUBMITTAL AND REPRESENTATION
609 HANOVER DR. ALLEN, TX 75002
office: 469.464.6605 fax:972.432.439 1
ktellez@plansandpermitsolutions.com

PROJECT NAME
BUILDING REMODELING

ADDRESS
1346 N. MASTERS DR.
DALLAS, TEXAS 75217

No.	Revision/Issue	Date
1	ADDENDUM No.1	12.06.2012

Sheet Title
PLUMBING PLAN / GAS PIPING

CASE #

OWNER
MURAD ALI

Project
COMMERCIAL REMODEL

Date 05-09-2012

Scale 1/8"=1'

ZONING CR

Sheet No. **P-2**