

RECEIVED

2021 JUN -4 AM 10:45
CITY SECRETARY
DALLAS, TEXAS

City of Dallas

1500 Marilla Street, Room 6ES
Dallas, Texas 75201

Public Notice

210520

POSTED CITY SECRETARY
DALLAS, TX



Workforce, Education, and Equity Committee

June 7, 2021

11:00 AM

The Workforce, Education, and Equity Committee meeting will be held by videoconference. The meeting will be broadcast live on Spectrum Cable Channel 16 and online at <https://bit.ly/cityofdallastv>.

The public may also listen to the meeting as an attendee at the following videoconference link: <https://dallascityhall.webex.com/dallascityhall/onstage/g.php?MTID=e1471cec304493b1183742adbc75741a1>

2021 CITY COUNCIL APPOINTMENTS

COUNCIL COMMITTEE	
ECONOMIC DEVELOPMENT Atkins (C), Blewett (VC), Gates, McGough, Narvaez, Resendez, West	ENVIRONMENT AND SUSTAINABILITY Narvaez (C), West (VC), Atkins, Blackmon, Gates
GOVERNMENT PERFORMANCE AND FINANCIAL MANAGEMENT Mendelsohn (C), Gates (VC), Bazaldua, McGough, Thomas	HOUSING AND HOMELESSNESS SOLUTIONS We, Thomas (C), Mendelsohn (VC), Arnold, Blackmon, Kleinman, Resendez, West
PUBLIC SAFETY Gates (C), Kleinman (VC), Arnold, Bazaldua, Blewett, McGough, Medrano, Mendelsohn, Thomas	QUALITY OF LIFE, ARTS, AND CULTURE Medrano (C), Atkins (VC), Arnold, Blewett, Narvaez
TRANSPORTATION AND INFRASTRUCTURE McGough (C), Medrano (VC), Atkins, Bazaldua, Kleinman, Mendelsohn, West	WORKFORCE, EDUCATION, AND EQUITY Thomas (C), Resendez (VC), Blackmon, Kleinman, Medrano
AD HOC JUDICIAL NOMINATING COMMITTEE McGough (C), Blewett, Mendelsohn, Narvaez, West	AD HOC LEGISLATIVE AFFAIRS Kleinman(C), Mendelsohn (VC), Atkins, Gates, McGough
AD HOC COMMITTEE ON COVID-19 RECOVERY AND ASSISTANCE Thomas (C), Atkins, Blewett, Gates, Mendelsohn, Narvaez, Resendez	AD HOC COMMITTEE ON GENERAL INVESTIGATING AND ETHICS Mendelsohn (C), Atkins, Blackmon, Gates, Kleinman, McGough, Resendez

(C) – Chair, (VC) – Vice Chair

Note: A quorum of the Dallas City Council may attend this Council Committee meeting.

Call to Order**MINUTES**

1. [21-1128](#) Approval of the May 10, 2021 Workforce, Education, and Equity Committee Meeting Minutes

Attachments: [Minutes](#)

BRIEFING ITEM WITHOUT ACTION

- A. [21-1129](#) Equity: Broadband and Digital Equity Strategic Plan
[Liz Cedillo-Pereira, Chief of Equity and Inclusion, City Manager's Office; Genesis D. Gavino, Resilience Officer, Office of Equity and Inclusion; Joanne Hovis, President, CTC Technology & Energy; Andrew Afflerbach, Ph.D., P.E., Chief Executive Officer and Chief Technology Officer, CTC Technology & Energy]

Attachments: [Presentation](#)

BRIEFING MEMORANDUM WITH ACTION

- B. [21-1155](#) Proposed Grand Prairie Boundary Adjustment - Bella Lagos
[Kris Sweckard, Director, Sustainable Development and Construction; Neva Dean, Assistant Director, Sustainable Development and Construction; Jennifer Munoz, Chief Planner, Sustainable Development and Construction]

Attachments: [Memorandum](#)

BRIEFING MEMORANDUM WITHOUT ACTION

- C. [21-1130](#) Equity: Cities and Counties for Fine and Fee Justice
[Genesis D. Gavino, Resilience Officer, Office of Equity and Inclusion]

Attachments: [Memorandum](#)

ADJOURNMENT

EXECUTIVE SESSION NOTICE

A closed executive session may be held if the discussion of any of the above agenda items concerns one of the following:

1. seeking the advice of its attorney about pending or contemplated litigation, settlement offers, or any matter in which the duty of the attorney to the City Council under the Texas Disciplinary Rules of Professional Conduct of the State Bar of Texas clearly conflicts with the Texas Open Meetings Act. [Tex. Govt. Code §551.071]
2. deliberating the purchase, exchange, lease, or value of real property if deliberation in an open meeting would have a detrimental effect on the position of the city in negotiations with a third person. [Tex. Govt. Code §551.072]
3. deliberating a negotiated contract for a prospective gift or donation to the city if deliberation in an open meeting would have a detrimental effect on the position of the city in negotiations with a third person. [Tex. Govt. Code §551.073]
4. deliberating the appointment, employment, evaluation, reassignment, duties, discipline, or dismissal of a public officer or employee; or to hear a complaint or charge against an officer or employee unless the officer or employee who is the subject of the deliberation or hearing requests a public hearing. [Tex. Govt. Code §551.074]
5. deliberating the deployment, or specific occasions for implementation, of security personnel or devices. [Tex. Govt. Code §551.076]
6. discussing or deliberating commercial or financial information that the city has received from a business prospect that the city seeks to have locate, stay or expand in or near the city and with which the city is conducting economic development negotiations; or deliberating the offer of a financial or other incentive to a business prospect. [Tex Govt. Code §551.087]
7. deliberating security assessments or deployments relating to information resources technology, network security information, or the deployment or specific occasions for implementations of security personnel, critical infrastructure, or security devices. [Tex Govt. Code §551.089]



City of Dallas

1500 Marilla Street
Dallas, Texas 75201

Agenda Information Sheet

File #: 21-1128

Item #: 1.

Approval of the May 10, 2021 Workforce, Education, and Equity Committee Meeting Minutes

Workforce, Education, and Equity Committee Meeting Record

The Workforce, Education, and Equity Committee meetings are recorded.
Agenda materials are available online at www.dallascityhall.com. Recordings may be reviewed online at <https://dallastx.swagit.com/city-council>
Note: This meeting was conducted via teleconference to comply with a social distancing mandate during a declared state of disaster.

Meeting Date: May 10, 2021

Convened: 9:00 a.m.

Adjourned: 11:02 a.m.

Committee Members Present:

CM Casey Thomas, II Chair
CM Jaime Resendez, Vice Chair
MPT Adam Medrano
CM Lee Kleinman
CM Paula Blackmon

Committee Members Absent:

N/A

Other Council Members Present:

N/A

AGENDA

Call to Order (9:00 a.m.)

1. Approval of the April 12, 2021 Workforce, Education and Equity Committee Meeting Minutes

Action Taken/Committee Recommendation(s): A motion was made to approve the minutes for the April 12, 2021 Workforce, Education and Equity Committee meeting minutes. The motion passed.

Motion made by: CM Paula Blackmon

Motion seconded by: Vice Chair Jaime Resendez

BRIEFING ITEMS WITHOUT ACTION

A. Workforce: South Dallas Employment Project Quarterly Update

Presenter: Dr. Froswa' Booker-Drew, Vice President of Community Affairs and Strategic Alliances, State Fair of Texas; Wes Jurey, Founder and Executive Director, Redemption Bridge

Action Taken/Committee Recommendation(s): Dr. Booker-Drew and Mr. Jurey provided updates on the South Dallas Employment Project (SDEP), which is a model to assist opportunity populations in South Dallas. The update covered plans and projects under various strategic focus areas including employment, housing, transportation, health, wellness, and recovery, community connectivity, digital access, public policy, and equity and inclusion. Chair Thomas requested a list of employer partners from Mr. Jurey and updates on the City's pre-release and reentry work from staff. The Committee members discussed and asked questions about how the SDEP is being staffed, how the seven standing committees are structured, Dallas' living wage, and dual-generational approaches to career development. Information only.

B. Equity: ADA Transition Plan Update

Presenters: LaToya Jackson, Human Rights Officer, Office of Equity and Inclusion; Gary Copeland, ADA Manager, Office of Equity and Inclusion

Action Taken/Committee Recommendation(s): Officer Jackson and Mr. Copeland provided updates on the City's Americans with Disabilities (ADA) Transition Plan, including the types of existing ADA barriers, project phases, progress of the plan for Fiscal Year 2021, and ongoing compliance efforts for Fiscal Year 2021 – 2025. There was no discussion on this item by the Committee members. Information only.

C. Equity: Status of Request for Developer Interest and Streetlight Wi-Fi Pilot Projects

Presenters: Robert Perez, Ph.D., Director, Public Works; Ali Hatefi, P.E., Assistant Director, Public Works; Jacob McCarroll, Third Tier Executive, Public Works; Don Knight, Sr. Assistant City Attorney, City Attorney's Office

Action Taken/Committee Recommendation(s): Director Dr. Perez provided an update on two projects that are a part of the City's digital equity strategy: building a citywide fiber optic/wireless broadband network and streetlight/Wi-Fi installation. Committee members discussed and asked questions about communication plans for the reopening of City facilities, usage data from the pilot projects, the plan or vision to provide connectivity in areas that are not in close proximity to City facilities, the cost breakdown for each pilot project, and how the City can speed up operations. Informational only.

BRIEFING MEMORANDUM WITH ACTION

2. Proposed Grand Prairie Boundary Adjustment - Bella Lagos

Presenters: Kris Sweckard, Director, Sustainable Development and Construction; Neva Dean, Assistant Director, Sustainable Development and Construction; Jennifer Munoz, Chief Planner, Sustainable Development and Construction

Action Taken/Committee Recommendation(s): A motion was made to postpone the item for discussion to the June 7, 2021 WEE Committee meeting. The motion passed.

Motion made by: Chair Casey Thomas

Motion seconded by: MPT Adam Medrano

Adjourn (11:02 a.m.)

APPROVED BY:

ATTESTED BY:

Casey Thomas, Chair
Workforce, Education, and Equity Committee

Sommer Iqbal, Coordinator
Workforce, Education, and Equity Committee



City of Dallas

1500 Marilla Street
Dallas, Texas 75201

Agenda Information Sheet

File #: 21-1129

Item #: A.

Equity: Broadband and Digital Equity Strategic Plan

[Liz Cedillo-Pereira, Chief of Equity and Inclusion, City Manager's Office; Genesis D. Gavino, Resilience Officer, Office of Equity and Inclusion; Joanne Hovis, President, CTC Technology & Energy; Andrew Afflerbach, Ph.D., P.E., Chief Executive Officer and Chief Technology Officer, CTC Technology & Energy]



City of Dallas

Broadband & Digital Equity Strategic Plan

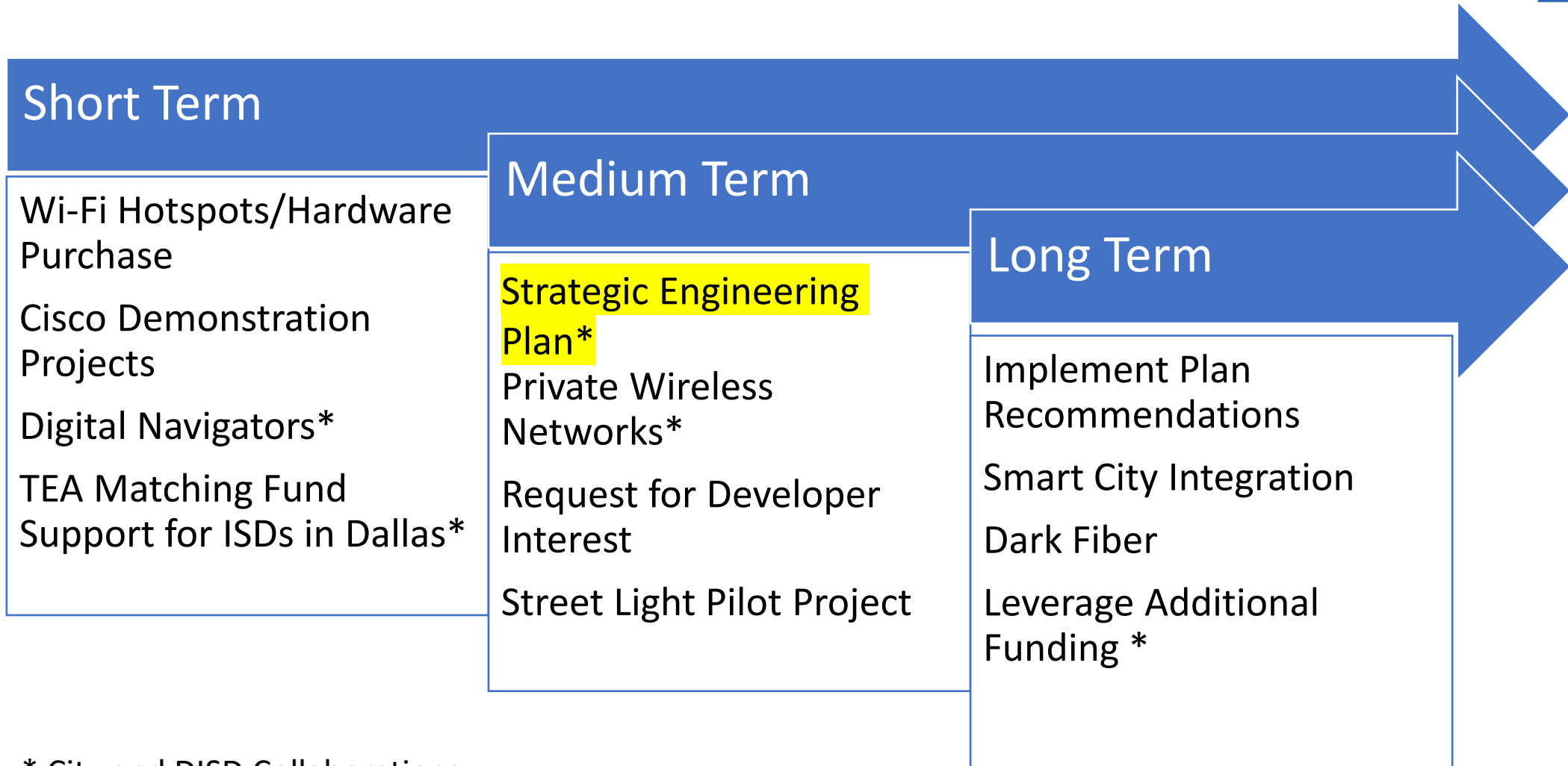
**Workforce, Education, and Equity
Committee**

June 7, 2021

Liz Cedillo-Pereira
Chief of Equity and Inclusion

- Recap of efforts to bridge the digital divide
- Summary of Broadband and Digital Equity Strategic Plan provided by CTC Technology & Energy
 - Findings
 - Recommendations: Subsidy, Infrastructure, Programming
- Next Steps

Efforts to Bridge the Digital Divide



* City and DISD Collaborations



Broadband & Digital Equity Strategic Plan

Prepared for the City of Dallas &
Dallas Independent School District

CTC Technology & Energy

Joanne Hovis, President

Andrew Afflerbach, Ph.D., P.E, Chief Executive
Officer and Chief Technology Officer

Project objective: Develop strategic approach to addressing digital equity issues in Dallas

DISD & the City have taken significant steps to address the digital divide, but barriers to equitable internet access & use remain in Dallas—just as they do across the country

This project aimed to identify digital equity issues & broadband gaps, & to develop solutions to ensure all Dallas residents & DISD students have access to high-speed home broadband service

Project approach: Collect new data, identify & analyze immediate opportunities to develop a robust, targeted strategic plan for the medium to long term

Assessment of the broadband marketplace

Digital equity data collection & analysis

Planning & engineering for pilot broadband solutions for student connectivity

Long-term planning for an infrastructure-based approach for underserved communities in Dallas

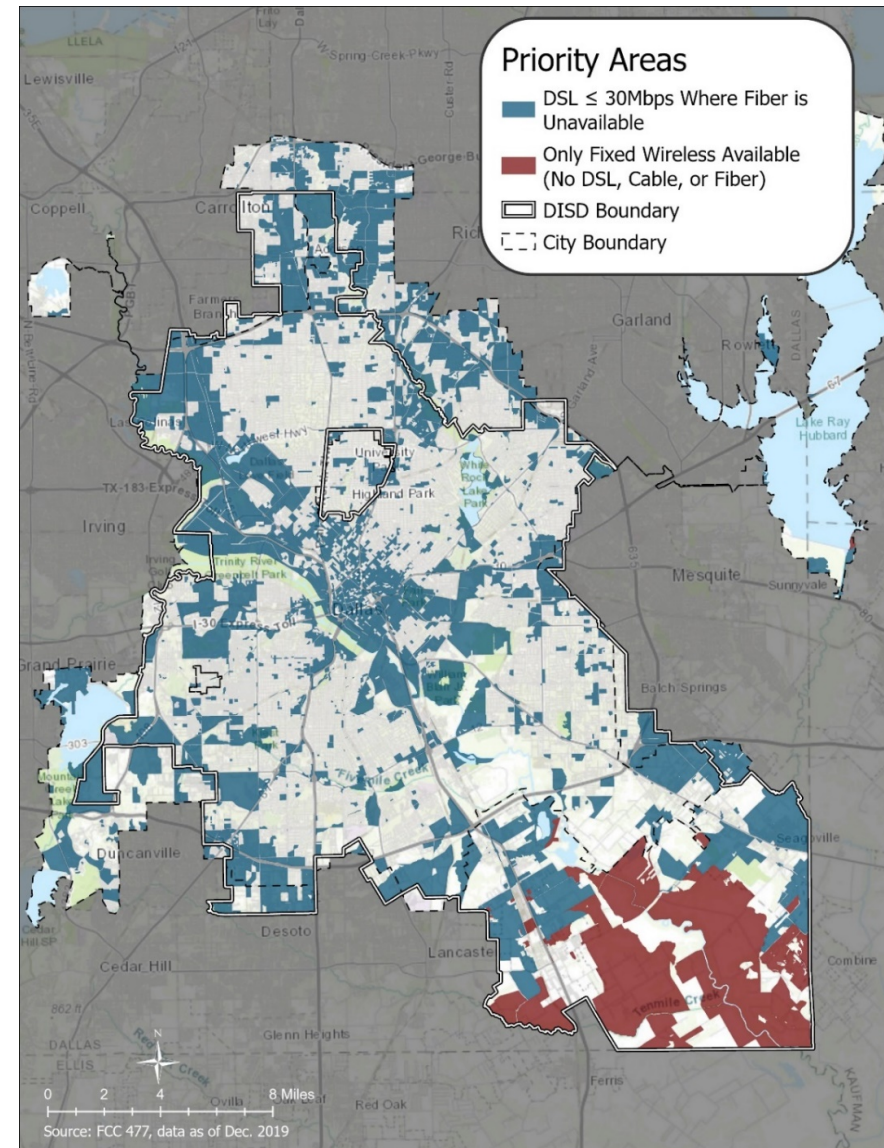
Findings

Network investment has not occurred consistently across all neighborhoods

Charter & AT&T—supplemented by other providers in small areas—serve the entire market area

Gaps in provision of true broadband speed & broadband adoption persist

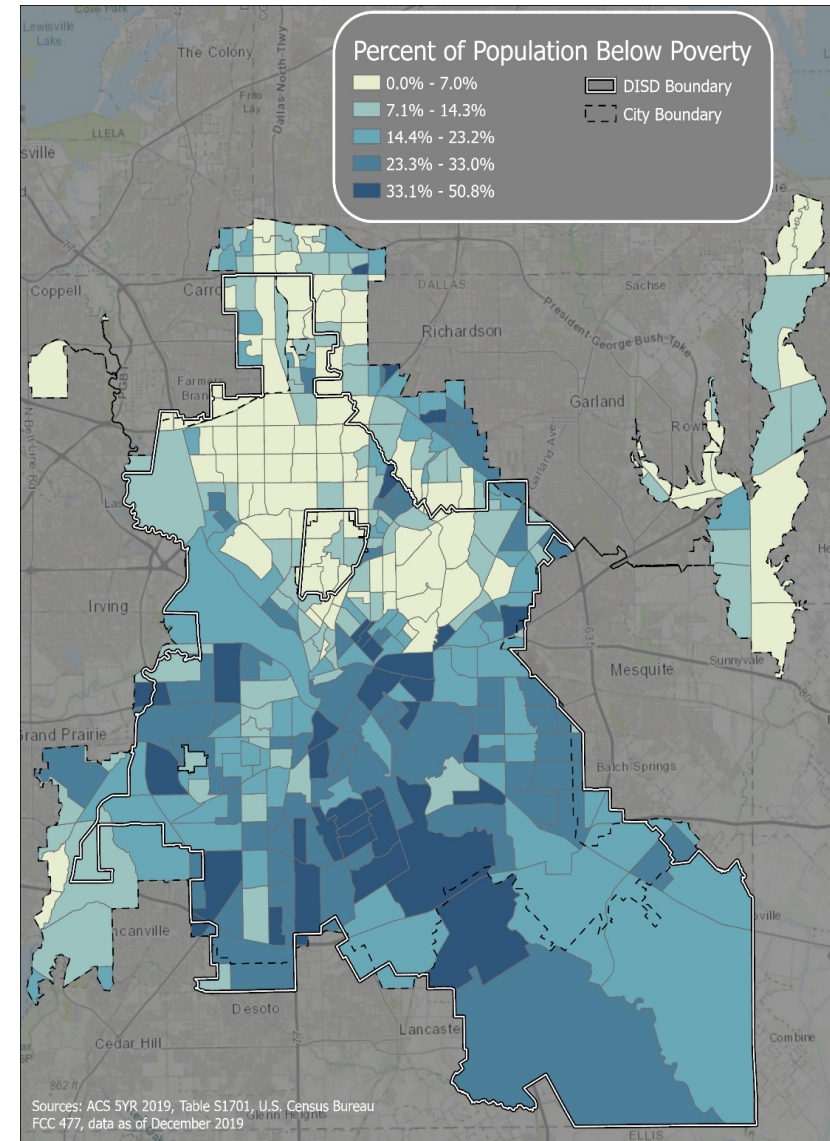
Gaps include areas with only low-speed DSL & areas with only fixed wireless



Low-investment areas correlate in part with poverty levels

Network investment (fiber deployment, upgrade of DSL networks) has been inconsistent

Areas with higher poverty often have lower network investment by internet service providers

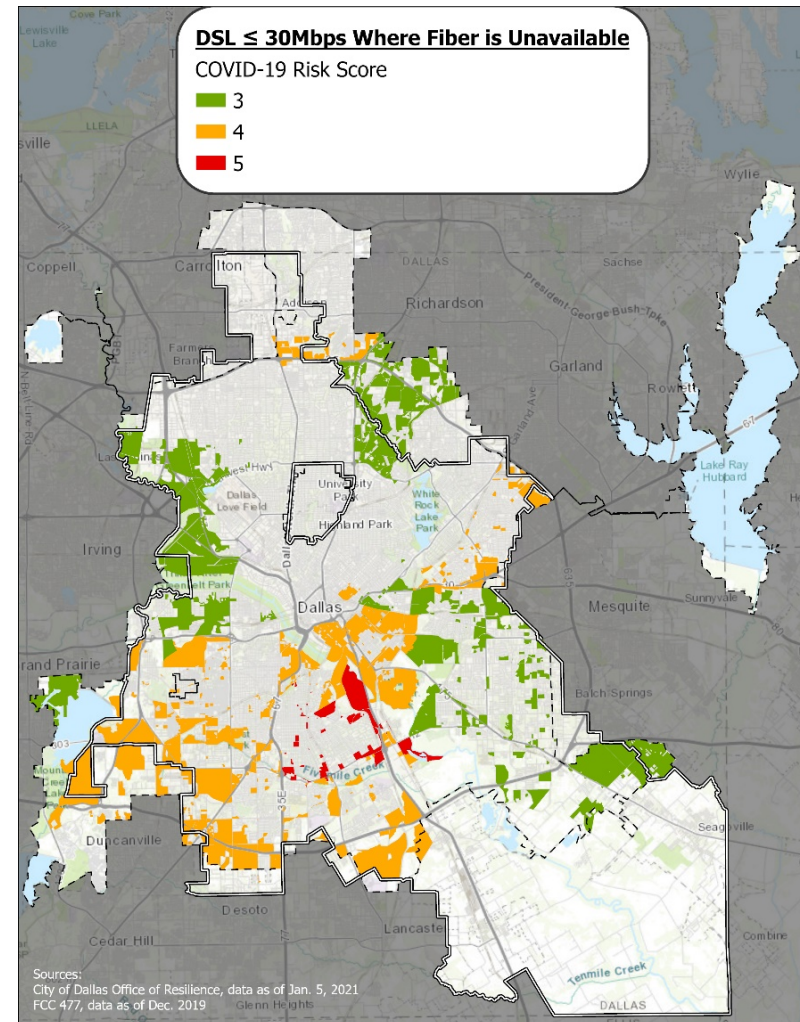


Low-investment areas also overlap with the Dallas Equity Impact Assessment Tool COVID-19 risk scores

Risk criteria match some patterns of broadband adoption nationwide

Risk scores were used as local data proxy for social & economic challenges facing segments of the Dallas community

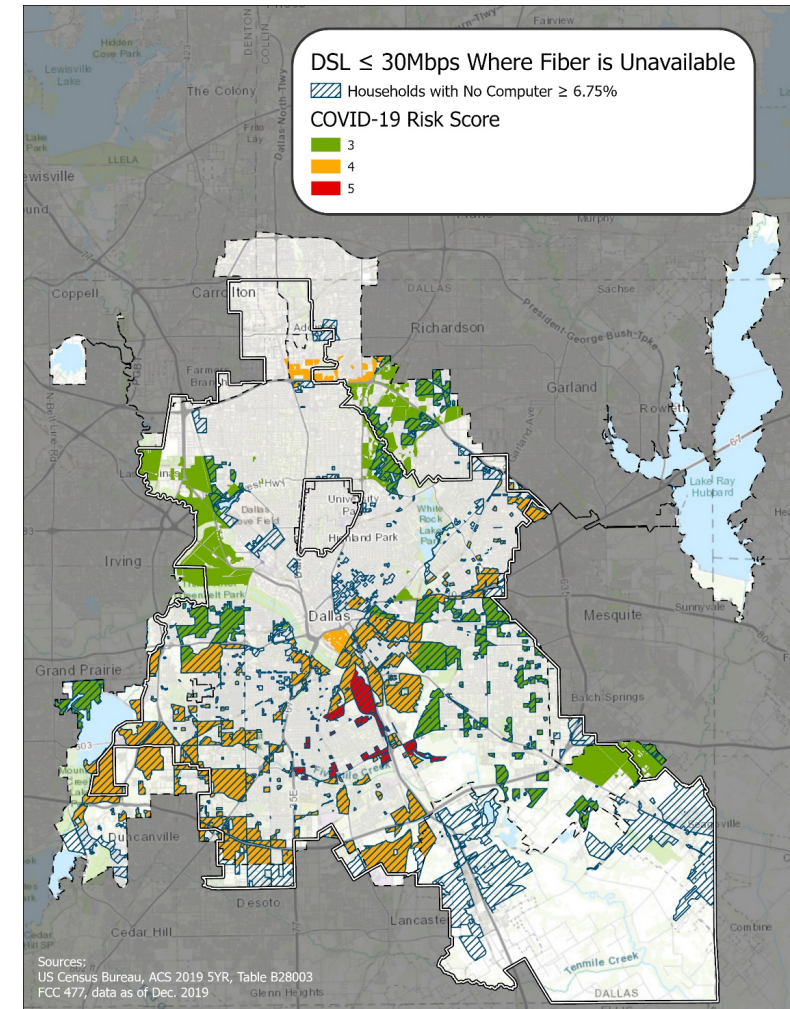
Several areas of the City with high Covid risk scores (3, 4, 5) overlap with areas that do not have access to fiber



Low-investment areas also overlap neighborhoods with low computer ownership

Analysis of Census Bureau's American Community Survey shows significant additional overlap

Areas throughout the City & DISD with higher-than-average lack of computers



Survey indicates students & residents have broadband access & device utilization gaps

Almost all respondents have internet access, but service is inadequate to meet students needs during the COVID-19 pandemic

Lower-income households lack service at a much higher rate than the overall population

Students & residents have challenges with usage of computing devices (access, affordability)

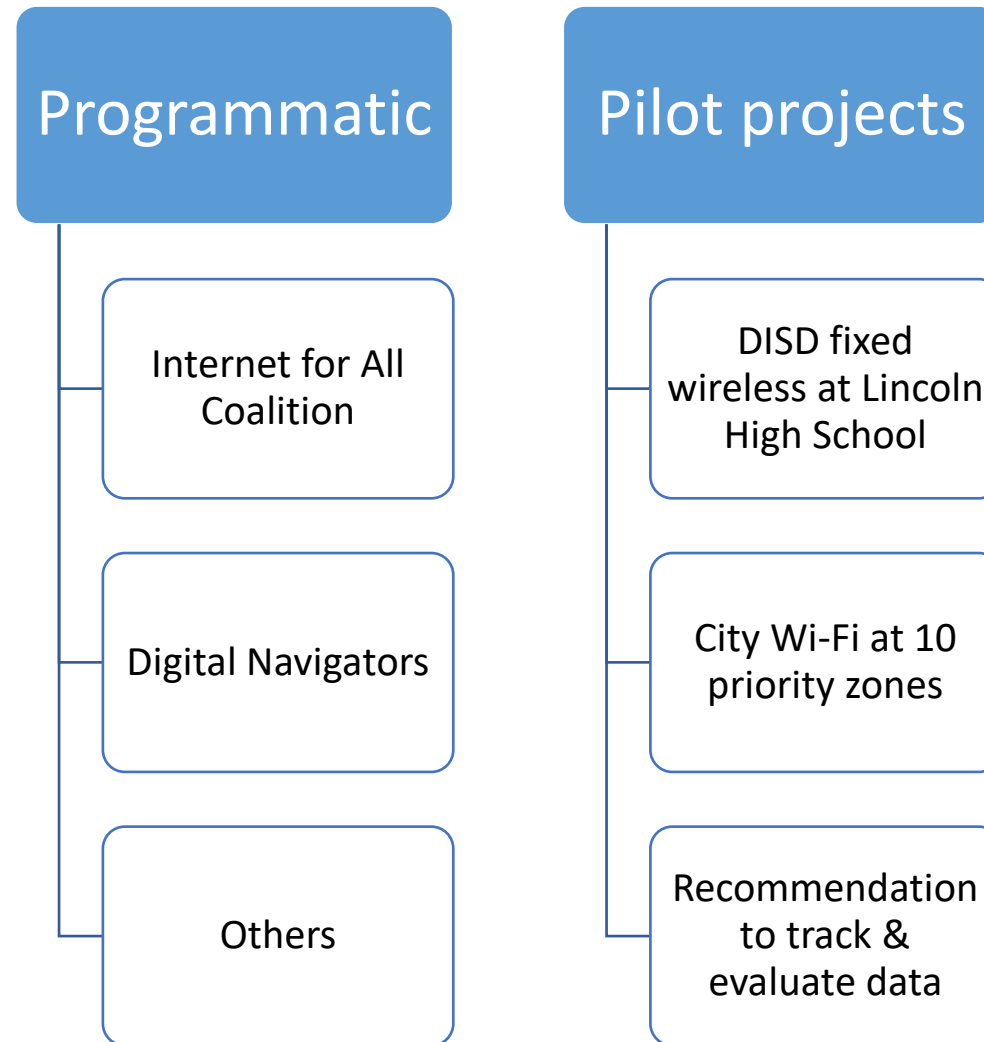
**City of Dallas
and
Dallas Independent
School District**
Internet Usage Survey



December 2020

Even if you do not have home internet service, please complete this survey form and return to us. Your opinions, experiences, and information are important to us. If you need help completing this survey in your language, please email officeofresilience@dallascityhall.com or rebsanchez@dallaisd.org or call [972-925-5671](tel:972-925-5671).

Extensive efforts by the City & DISD have made Dallas a national leader in advancing digital equity



Recommendations

Recommendation: Pursue federal funding opportunities

Unprecedented federal broadband funding provides opportunities for Dallas

Treasury allocated \$350M to Dallas under the Local Fiscal Recovery Funds program

Dallas' most viable source of broadband funding

City will control the funds – could devote some portion to broadband efforts

A half-dozen entities in Dallas are eligible for funding under \$285M Connecting Minority Communities Pilot program

Dallas Nursing Institute

El Centro College

Mountain View College

Paul Quinn College

Richland College

University of North Texas at Dallas

Recommendation: Pursue federal funding opportunities (continued)

Some federal funding programs represent better opportunities for Dallas than others

Texas will receive funding from Treasury under the \$10B Coronavirus Capital Projects Fund; the State will allocate some portion of its funding to Dallas

States will receive a fixed allocation from this fund – awaiting more guidance from Treasury

The City could propose to inject some or all of its funding from the Capital Projects Fund into its current broadband programs

National Telecommunications and Information Administration's (NTIA) Broadband Infrastructure Program is likely to favor rural unserved areas

Dallas has little chance of an award

Urban areas are not ruled out, but the City's application would have to score higher than applications from unserved rural communities—which is unlikely

Recommendation: Consider developing new wireless infrastructure as a partial solution to broadband gaps in Dallas—can be pursued by DISD, the City, or jointly

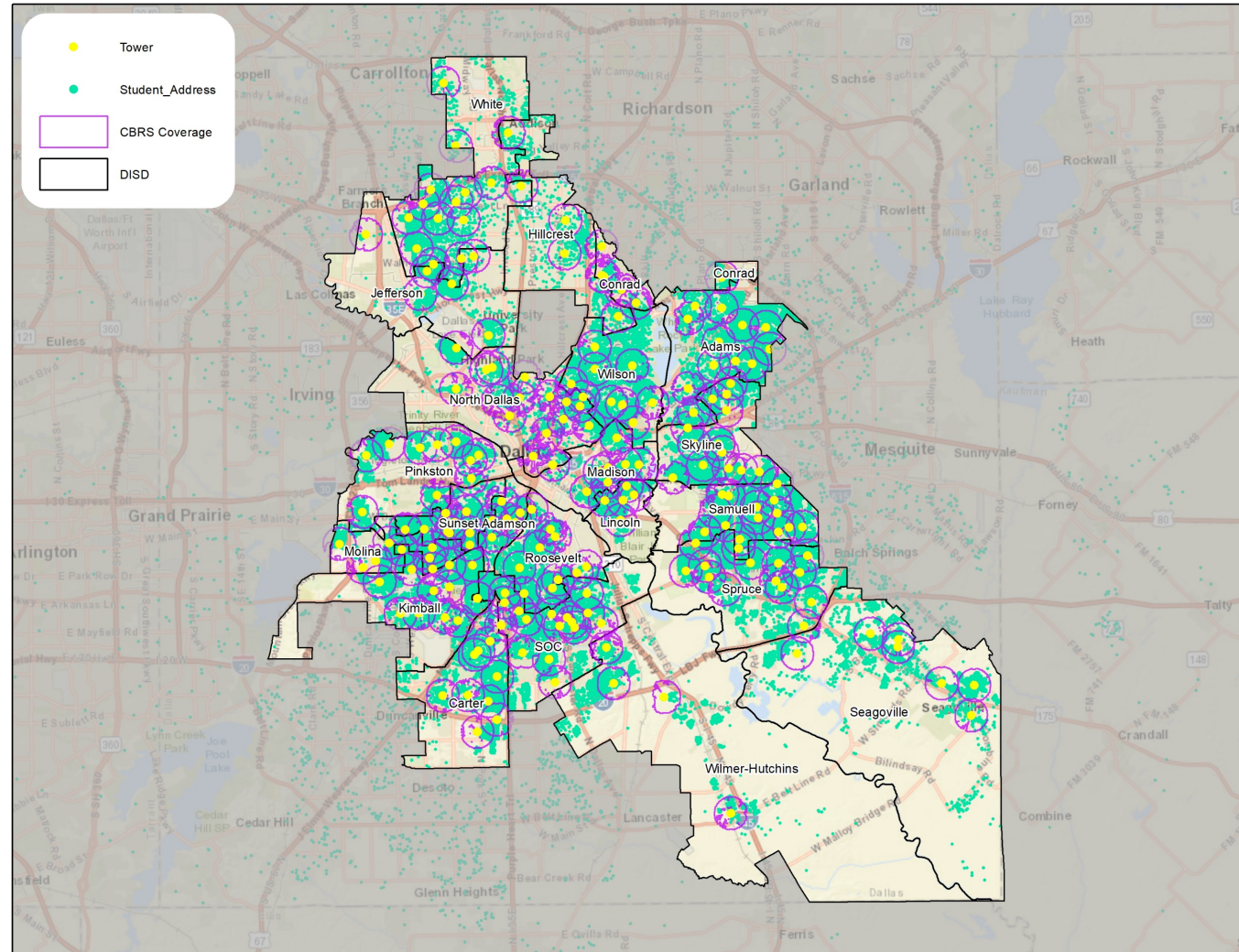
Fixed Wireless Model Overview				Capital Costs			Operating Costs	
Model	# of DISD Rooftops	Locations Served	Percent of Locations Served	Capital Cost	Average Distribution Network Cost Per Served	Installation and CPE Cost Per Location Served	Annual Cost	Annual Cost Per Location Served
DISD – All	210	74,500	77%	\$38.2 million - \$57.3 million	\$510 - \$775	\$350	\$4.9 million - \$7.3 million	\$65 - \$100
DISD – CRI < 40	107	44,800	46%	\$21.0 million - \$31.5 million	\$475 - \$700	\$350	\$2.8 million - \$4.2 million	\$65 - \$95
All City Residents Covid Risk 5	5	720	69%	\$900,000 - \$1.4 million	\$1,225 - \$1,875	\$350	\$280,000 - \$425,000	\$390 - \$580
All City Residents Covid Risk 5 & Risk 4	5	775	NA	\$900,000 - \$1.4 million	\$1,150 - \$1,750	\$350	\$280,000 - \$425,000	\$360 - \$540

Prioritization established by the DISD Community Resource Index (CRI), a tool created by the Child Poverty Action Lab “to inform investment decisions and resource allocations”

COVID risk areas designated by City of Dallas’ Office of Equity and Inclusion

Numbers have been rounded

CBRS fixed wireless from antennas on DISD rooftops or towers could serve 80% of DISD student addresses



Recommendation: If the City deploys wireless service for low-income residents, do so at minimal or no fees to users

Offering free service entails less operating cost & complexity than a paid service with respect to sales, marketing, billing, collections

Given the significant cost barriers associated with low adoption of broadband, a free service has potential for far greater impact than a paid service

Capital & operational costs on Slide 16

Recommendation: Evaluate the ongoing outcomes of the City & DISD's wireless pilots

Collect data & evaluate technical performance & business processes

Evaluate user experience with service in real environment (indoor, outdoor)

Estimate actual costs for service, maintenance, help desk

Recommendation: Continue the City's wireless pilot in 10 priority zones

Wi-Fi mesh network with 5 – 10 access points in each area

Solar-powered antennas installed on City-owned poles installed for the pilot

In proof-of-concept phase, residents connect using their own Wi-Fi-enabled devices

Recommendation: Continue DISD's wireless pilot at Lincoln High School

Educational network to serve students near the school

Radios located on school building; users given devices for home

Backhaul through DISD fiber network

Recommendation: Collect data to evaluate the wireless pilots' business processes

Standardized procedure to install or activate a user

Customer support help desk

Maintenance processes & equipment refresh cycles

Agreements with pole or facility owners, as well as backhaul network operators

Analysis of labor & material costs

Recommendation: Collect data to identify the wireless pilots' technical strengths & weaknesses

Numerical performance parameters measured with user equipment (speeds, latency, jitter)

Range of end-user equipment & environments

Qualitative assessment using actual applications

Stress testing to determine scalability

Backhaul configurations, network management, security

Recommendation: Continue analyzing & developing a fiber optic backbone to support digital equity efforts

A City-owned fiber optic backbone that enables City operations & supports digital equity efforts can deliver considerable value to Dallas

- Potential cost savings & scalability
- Control over facilities & management
- High availability & reliability
- Independence from public network
- Control over network security

Recommendation: Continue analyzing & developing a fiber optic backbone to support digital equity efforts

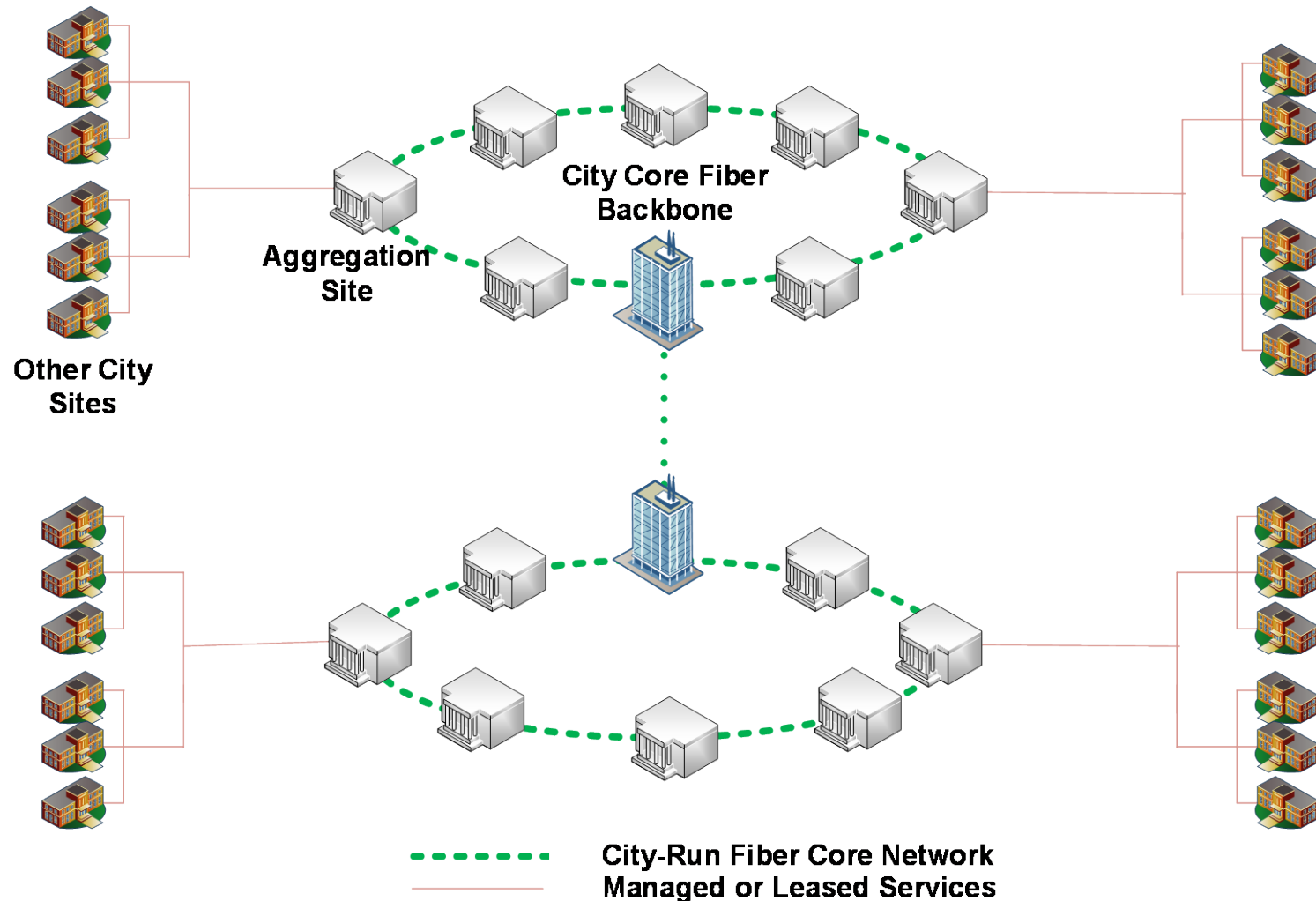
Develop a “hybrid” network approach

- City-driven dark fiber as a foundation at the “core”
- Managed fiber services at the “edge”
- Other owned & leased fiber for capacity; wireless as needed

Cost estimation requires further analysis

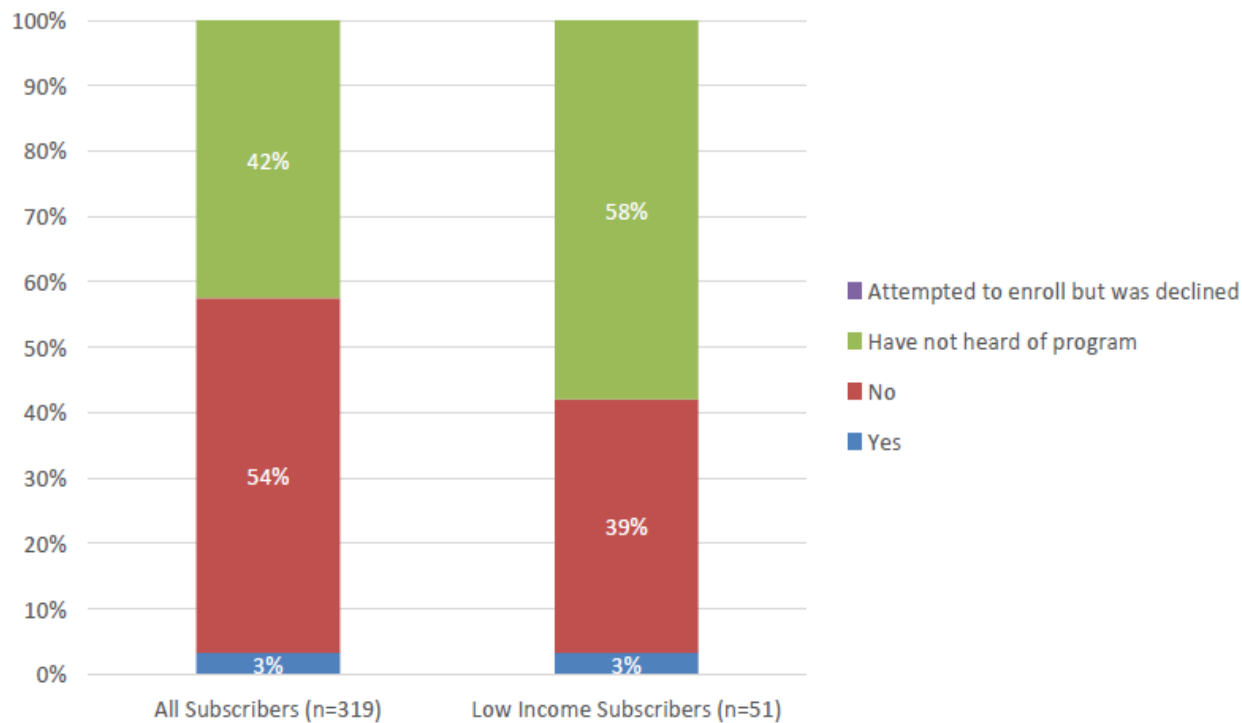
- Using suitable assumptions, a 100-mile fiber backbone costs approximately \$22.5 million over 10 years
- That equates to the cost of about six years of leased backbone network services, assuming continued growth of video demand

Recommendation: Continue analyzing & developing a fiber optic backbone to support digital equity efforts



Recommendation: Evaluate Charter & AT&T's low-cost programs as alternative means of filling gaps

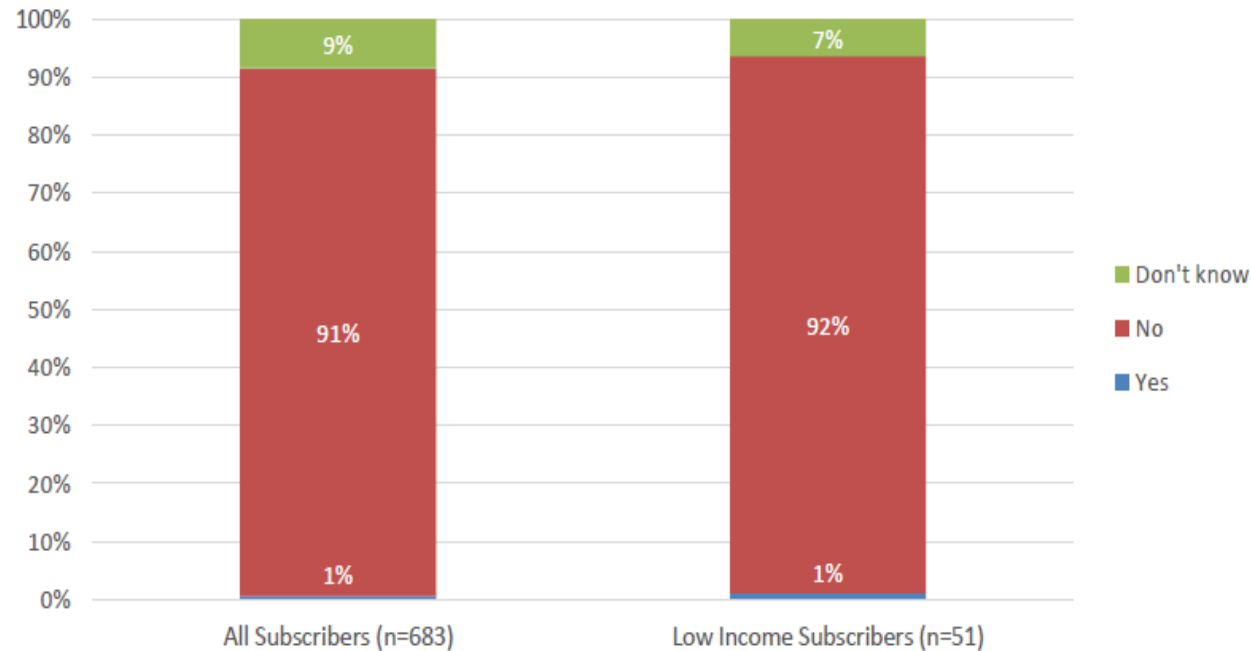
Survey found only 3% of low-income residents are enrolled in Spectrum Internet Assist program—58% have not heard of the program



Charter's Spectrum Internet Assist program & AT&T's Access program offer qualifying residents low-cost broadband services – but the programs are extremely underutilized

Recommendation: Evaluate federal subsidy programs as alternative means of filling gaps

Survey found only 1% of low-income residents are receiving the FCC Lifeline program's \$9.25 monthly subsidy



The FCC's Lifeline & Emergency Broadband Benefit programs offer opportunities for qualifying residents to receive broadband subsidies

Recommendation: Evaluate bulk-purchase as alternative means of filling connectivity gaps

The City or DISD could facilitate bulk purchase of AT&T or Charter broadband services for residents, potentially with financial support from the new federal Emergency Connectivity Fund

DISD has received a bulk purchase proposal from Charter to connect unserved students; such a contract could be eligible for Emergency Connectivity Fund reimbursement

Recommendation: Expand digital equity initiatives in Dallas

Expand the Digital Navigators program to maximize participation in ISPs' low-cost programs & federal subsidy programs

Fund the expansion of digital skills training offered through the Digital Navigators program

Create a device recycling & skills training program

Prepare for procurement of home-based services under the Emergency Connectivity Fund (DISD)

Next Steps



- Brief Dallas Independent School District (DISD) Board of Trustees on June 11, 2021
- Post draft Broadband and Digital Equity Strategic Plan on City of Dallas and DISD websites on June 15, 2021
- Brief City Council on August 4, 2021





City of Dallas

1500 Marilla Street
Dallas, Texas 75201

Agenda Information Sheet

File #: 21-1155

Item #: B.

Proposed Grand Prairie Boundary Adjustment - Bella Lagos

[Kris Sweckard, Director, Sustainable Development and Construction; Neva Dean, Assistant Director, Sustainable Development and Construction; Jennifer Munoz, Chief Planner, Sustainable Development and Construction]

Memorandum



CITY OF DALLAS

DATE June 4, 2021

TO Honorable Members of the Workforce, Education, and Equity Committee

SUBJECT **Proposed Grand Prairie Boundary Adjustment - Bella Lagos**

On January 27, 2021, Council passed a resolution authorizing the City Manager to begin negotiations with Grand Prairie for a possible boundary adjustment in the Bella Lagos area. This memo provides an update on discussions and presents information gathered to date. Staff requests direction from the Committee on next steps.

The Bella Lagos subdivision is a single-family development within the City of Dallas. While located in the City of Dallas, homes in this neighborhood have Grand Prairie mailing addresses. Bella Lagos is cut off from the rest of Dallas by Mountain Creek Lake, Hensley Field, and Mountain Creek Lake Park.

Bella Lagos residents expressed difficulty receiving police and fire services and there is often confusion over which city the neighborhood is located. Councilmember Casey Thomas conducted several community meetings with residents of Bella Lagos, with some homeowners requesting a boundary adjustment to move their neighborhood into the city limits of Grand Prairie.

The following statistics outline service volumes provided to Bella Lagos by the City of Dallas:

- Dallas Police Department has responded to 13 calls in 2021. Overall response times vary and tend to be above target (take longer).
- From 2016 to 2020, there were 137 Code Compliance service requests.
- From 2016 to 2020, Dallas Fire Rescue responded to 91 calls. Seventy calls were related to medical assistance. There were two structure fires. Dallas has an Auto Assist Agreement with the Grand Prairie Fire Department to help respond to calls. This agreement to provide aid to the area has no cost for the City of Dallas.
- The cost of staffing a new fire station with a fire engine company and a rescue ambulance would be approximately \$4,291,656.
- The City of Grand Prairie provides treated water service to Bella Lagos per the Wholesale Treated Water Contract dated January 6, 2012, Resolution No. 12-0476.
- The community is served by the Trinity River Authority (TRA) on behalf of the City of Dallas for wastewater services.

During initial discussions, the City of Grand Prairie indicated a willingness to work with the City of Dallas to move the Bella Lagos neighborhood into Grand Prairie. However, Grand Prairie asked Dallas to pay for all costs of transferring infrastructure to Grand Prairie.

The City of Grand Prairie provided estimates for water meter replacements and SCADA radio towers for the Bella Lagos neighborhood. Additional concerns mentioned but not quantified included: plugging meters; TRA costs; erosion issues; street, sidewalk, and sign replacements and repairs; and the conditions of fire hydrants, valves, and manholes.

Staff estimates the fire hydrants, valves, and manholes are less than 20 years old and do not anticipate costs. Grand Prairie also indicated a desire for a contingency fund to cover any future cost associated with erosion along the lake.

DATE June 4, 2021
SUBJECT **Proposed Grand Prairie Boundary Adjustment - Bella Lagos**

The table below shows estimated costs identified to date.

	Estimate Provided by Grand Prairie	Estimate Collected by Dallas
Water meter replacements	\$91,500 ¹	\$21,500
Plugging meters	TBD	\$1,600
SCADA radio towers	\$10,000	TBD
Trinity Water Authority (annual)	TBD	\$67,800 (annual)
Erosion control	TBD	\$0 (HOA responsible)
Running Totals	\$101,500	\$90,900

¹ Grand Prairie estimate based on Advanced Metering Infrastructure (AMI), which are not used by Dallas

In addition, there are property tax revenue implications to consider. The table below provides information about the Bella Lagos area under consideration and the tax revenue impact of the potential boundary adjustment.

	Data Provided by Grand Prairie	Data Collected by Dallas
Total # of homes in consideration	305	305
Capped homestead value	\$57.4 million	\$57.4 million
Average home value	\$150,000	\$160,900 ¹
Property tax value	\$45 million	\$49 million
Annual tax revenue	\$304,000	\$445,606 ²

¹ The total improvement value differs from what Grand Prairie reported.


² City of Dallas tax rate used to determine lost tax revenue.

Staff requests direction from the Committee on one of two options:

1. Take no further action and Bella Lagos remains in the City of Dallas, or
2. Request staff to place an item on an upcoming Council agenda authorizing the City Manager to negotiate a boundary adjustment agreement with the City of Grand Prairie

If Council authorizes the continuation of negotiations, future approvals would still be needed for execution of a boundary adjustment agreement and adoption of an ordinance (by both City Councils) agreeing to the boundary adjustment after successful negotiations.

Should you have any questions, please contact Kris Sweckard, Director of Sustainable Development & Construction, at (214) 671-9293.



Dr. Eric A. Johnson
Chief of Economic Development & Neighborhood Services

c: Honorable Mayor and City Council
T.C. Broadnax, City Manager
Chris Caso, City Attorney
Mark Swann, City Auditor
Biliera Johnson, City Secretary
Preston Robinson, Administrative Judge
Kimberly Bizzor Tolbert, Chief of Staff to the City Manager

Majed A. Al-Ghafry, Assistant City Manager
Jon Fortune, Assistant City Manager
Joey Zapata, Assistant City Manager
M. Elizabeth Reich, Chief Financial Officer
M. Elizabeth (Liz) Cedillo-Pereira, Chief of Equity and Inclusion
Directors and Assistant Directors



City of Dallas

1500 Marilla Street
Dallas, Texas 75201

Agenda Information Sheet

File #: 21-1130

Item #: C.

Equity: Cities and Counties for Fine and Fee Justice
[Genesis D. Gavino, Resilience Officer, Office of Equity and Inclusion]

Memorandum



CITY OF DALLAS

DATE June 4, 2021

TO Honorable Members of the Workforce, Education, and Equity Committee

SUBJECT **Cities and Counties for Fine and Fee Justice Reform Update**

Background

In May 2020, the City of Dallas was selected as one of ten jurisdictions across the country to participate in the inaugural Cities and Counties for Fine and Fee Justice Cohort (Cohort) facilitated by PolicyLink, the City of San Francisco's Financial Justice Project, and the Fines and Fees Justice Center, each nationally recognized for their work in advancing racial and economic equity through research and advocacy. Selection and participation in the Cohort included a \$50,000 grant and an 18-month program to receive technical expertise and guidance from jurisdictions and thought leaders with experience in fine and fee reform. Staff provided an overview of the City's participation to the Workforce, Education and Equity Committee at the [October 12, 2020 meeting](#).

During the 18-month program, the Dallas team, consisting of various City departments and external community partner organizations, conducted the following:

- Community engagement to engage residents to understand the impact of fines and debts on people living in poverty and communities of color; and
- Government stakeholder engagement to gather basic information regarding fines, fees, and collection practices from key government stakeholders, such as Court and Detention Services.

The City's participation in the Cohort builds upon our previous participation in the What Works Cities Sprint Challenge – Driver's License Suspension and aligns with Equity Indicator 40: Fines and Fees of the 2019 Equity Indicator Report.

Community Engagement

The Dallas team conducted a community assessment through an online survey that was made publicly available between December 4 – 18, 2020. The City leveraged its various social media platforms to amplify the availability of the survey and issued a press release that garnered local media coverage through television and print. The external partners of the Dallas team engaged their memberships to participate and provide their feedback in the survey.

A total of 18 questions were included in the survey; 11 were required and 7 were optional questions that gathered demographic information.

Survey overview:

- Total number of responses: 4,422
 - English – 4,271
 - Spanish – 152 (translated into English and combined into master data set)

DATE June 4, 2021
SUBJECT **Cities and Counties for Fine and Fee Justice Reform Update**

- City of Dallas Respondents: 2,914

For the purpose of analyzing the impact of fines and fees on Dallas residents, the numbers below reflect an analysis of Dallas resident responses (2,914) versus all the responses received (4,422). Key takeaways are:

- Top Citations Received:
 - Speeding
 - Driver's License Suspension
 - Animal/Pet Related
 - Traffic Violations
- 1,773 (60%) respondents were unaware an alternative payment option was available (community service, indigency waiver, payment plan) by municipal courts.
- 1,313 (45%) respondents were unable to pay for their fines based on financial hardship.
- Of the 461 who lost their license, 401 are African American (251) and Hispanic or Latino (150).
- Other notable debt held by respondents:
 - Credit card
 - Car loans
 - Student debt
 - Mortgage
 - Past due utility bills
- 1,764 (60%) respondents reported income below \$60,000.

For the complete and detailed analysis, please see Attachment 1.

Government Stakeholder Engagement

Based on the number of survey responses that stated they received a citation related to vehicle-related and/or driver's license suspension, the Dallas team decided to focus its efforts on understanding the impact of fines and fees related to driver's license suspension and vehicle registration holds. City staff gathered information and conducted an analysis on the rate of collection on criminal citations that had an OmniBase hold and/or a vehicle registration hold (Scofflaw) on their account. Staff utilized criminal citations filed in 2018, 2019, and 2020 and analyzed race/ethnicity, share of unpaid citations, offense type, and zip codes. A summary of key takeaways from the analysis is as follows:

- Zip Code
 - 75217 (Pleasant Grove) area has the most citations issued.
 - 75216 (Cedar Crest) has the second most citations.
 - 8 of the top 10 zip codes for citations Issued are below I-30.

DATE June 4, 2021
SUBJECT **Cities and Counties for Fine and Fee Justice Reform Update**

- Share of Unpaid Citations
 - African American/Black – 54%
 - Hispanic/Latino – 29%
 - White/Caucasian – 16%
- Top Offense Types
 - Speeding
 - Animal-related
 - Driver's license
 - Traffic violations
 - Failure to maintain financial responsibility (insurance)
- Race and Gender
 - African American and Hispanic have the highest share of overall citations for all three years.
 - African Americans (male and female) have the highest share of "Unpaid Citations" compared to other races for all three years.

For detailed tables of the above summaries, see Attachment 2.

Priorities

Utilizing the key takeaways of the community engagement and government assessment, staff have identified three priorities for the City:

1. Improving Notifications and Communications Process
2. Discontinue Participation in the OmniBase Program
3. Discontinue Participation in the Vehicle Registration Hold Program (Scofflaw)

Advancing priorities #2 and #3 has the potential to alleviate the burden of holds on over 44,000 residents in the top 10 zip codes with the most citations and over 72,000 residents across the entire city of Dallas. The table below provides a more detailed demographics analysis of who will potentially be impacted in the Top 10 zip codes.

[TABLE PROVIDED ON THE NEXT PAGE]

DATE
SUBJECT

June 4, 2021
Cities and Counties for Fine and Fee Justice Reform Update

Zip Code	Population %	Household Income	% NO Internet	Households with at Least 1 vehicle	% of People who Drive to Work	# of Scoff and Omni Holds
75217	African American : 23.78% Hispanic : 70.41% White : 5.42%	\$ 40,475	40.37%	91.06%	94.32%	7,355
75216	African American : 54.89% Hispanic : 41.04% White : 3.21%	\$ 27,288	49.73%	82.23%	87.85%	8,431
75211	African American : 6.26% Hispanic : 84.46% White : 7.98%	\$ 44,893	30.47%	92.33%	88.39%	5,064
75227	African American : 28.26% Hispanic : 62.62% White : 8.06%	\$ 43,890	32.00%	90.31%	93.41%	4,483
75228	African American : 19.93% Hispanic : 53.39% White : 23.33%	\$ 42,243	29.07%	87.58%	91.70%	3,866
75241	African American : 73.22% Hispanic : 22.06% White : 2.58%	\$ 32,313	46.02%	84.70%	87.88%	4,403
75224	African American : 26.68% Hispanic : 64.11% White : 7.78%	\$ 42,663	23.24%	90.14%	89.40%	3,099
75212	African American : 28.38% Hispanic : 59.76% White : 10.29%	\$ 36,212	32.20%	86.50%	90.92%	3,004
75215	African American : 68.09% Hispanic : 21.04% White : 9.86%	\$ 30,865	39.51%	74.39%	77.18%	2,853
75232	African American : 56.43% Hispanic : 35.83% White : 6.96%	\$ 40,103	37.70%	92.59%	90.42%	2,826

City staff will conduct a fiscal impact analysis and evaluate effectiveness annually. Based on historical collection amount from 2018 and 2019 data, City staff have estimated a conservative annual fiscal impact of \$700K a year to the general fund resulting from the loss of revenue. Staff will conduct an annual evaluation of the effectiveness of priority #2 and #3 and report its findings to the committee.

Should you have any questions or need further information, please contact Genesis D. Gavino, Resilience Officer.



Liz Cedillo-Pereira
Chief of Equity and Inclusion

[Attachments]

c:	T.C. Broadnax, City Manager	Majed A. Al-Ghafry, Assistant City Manager
	Chris Caso, City Attorney	Jon Fortune, Assistant City Manager
	Mark Swann, City Auditor	Joey Zapata, Assistant City Manager
	Biliera Johnson, City Secretary	Dr. Eric A. Johnson, Chief of Economic Development and Neighborhood Services
	Preston Robinson, Administrative Judge	M. Elizabeth Reich, Chief Financial Officer
	Kimberly Bizzor Tolbert, Chief of Staff to the City Manager	Directors and Assistant Directors

Impact of Fines and Fees Community Survey Summary

DECEMBER 2020

CITY OF DALLAS

ATTACHMENT 1

Overview

The Impact of Fine and Fee Community Survey was made available to the public between December 4 – 18, 2020 through social media platforms, local television coverage, and newspaper articles, in addition to the efforts of external partners currently participating in the Dallas CCFFJ Cohort.

The reported detailed responses below only reflect the responses where a Dallas Zip Code was entered. For each question, the first table is the overall count of recorded responses, the following table is a breakdown of each response by race and ethnicity.

Total Number of Responses: 4,422

- English – 4,271
- Spanish – 152

Spanish Survey responses were translated into English and combined with the master data set.

Demographics of Dallas Responses

Location

- Dallas Only Zip Codes – 2,914
- Non-Dallas Zip Code Reported - 911
- No Zip Code Reported – 597

Race/Ethnicity

Race/Ethnicity	Dallas #	Non-Dallas	Total
American Indian or Alaska Native	23	13	36
Asian or Asian American	52	46	98
Black or African American	760	356	1116
Hispanic or Latino	782	216	998
Native Hawaiian or other Pacific Islander	3	0	3
White or Caucasian	1165	424	1589
Another race	76	39	115
No Response	53	414	467
Grand Total	2914	1508	4422

Income

Income	Count
Less than \$19,999	400
\$20,000 to \$39,999	750
\$40,000 to \$59,999	526
\$60,000 to \$79,999	274
\$80,000 to \$99,999	126
\$100,000 to \$119,999	124
\$120,000 or above	309
No Response	46
Prefer not to say	359
Grand Total	2914

ATTACHMENT 1

1. Which of the following types of fines have you received in the past 5 years? (Select All That Apply)

Response	Count
Speeding	1454
Driver's License	344
Animal/Pet Related	170
Traffic Violations	868
Failure to Maintain Vehicle Insurance	215
Public Intoxication	37
State Registration Law	185
Failure to Fasten Seatbelt	85
Assault Contact/Threat	29
Failure to Appear	151
Other (Code Violation, Parking Violation)	392
Grand Total	3930

Response by Race/Ethnicity	Count
Speeding	1454
White or Caucasian	560
Black or African American	412
Hispanic or Latino	376
Another race	43
Asian or Asian American	27
No Response	24
American Indian or Alaska Native	10
Native Hawaiian or other Pacific Islander	2
Driver's License	344
Black or African American	146
Hispanic or Latino	124
White or Caucasian	63
Asian or Asian American	4
American Indian or Alaska Native	3
Another race	2
No Response	2
Animal/Pet Related	170
Hispanic or Latino	87
White or Caucasian	40
Black or African American	37
No Response	3
American Indian or Alaska Native	1
Another race	1

ATTACHMENT 1

Asian or Asian American	1
Traffic Violations	868
White or Caucasian	338
Black or African American	257
Hispanic or Latino	227
Asian or Asian American	16
No Response	14
Another race	11
American Indian or Alaska Native	5
Failure to Maintain Vehicle Insurance	215
Black or African American	111
Hispanic or Latino	63
White or Caucasian	29
American Indian or Alaska Native	5
Asian or Asian American	3
Another race	2
No Response	2
Public Intoxication	37
Black or African American	17
White or Caucasian	9
Hispanic or Latino	8
American Indian or Alaska Native	2
No Response	1
State Registration Law	185
White or Caucasian	66
Black or African American	62
Hispanic or Latino	42
Asian or Asian American	6
American Indian or Alaska Native	3
Another race	3
No Response	3
Failure to Fasten Seatbelt	85
Black or African American	32
White or Caucasian	31
Hispanic or Latino	19
Another race	2
No Response	1
Assault Contact/Threat	29
Black or African American	14
White or Caucasian	8
American Indian or Alaska Native	3
Hispanic or Latino	3

ATTACHMENT 1

Asian or Asian American	1
Failure to Appear	151
Black or African American	91
Hispanic or Latino	34
White or Caucasian	19
No Response	3
Another race	2
Asian or Asian American	2
Other (Code Violation, Parking Violation)	392
White or Caucasian	155
Hispanic or Latino	106
Black or African American	104
Another race	15
Asian or Asian American	7
American Indian or Alaska Native	4
No Response	1
Grand Total	3930

2. How many times in the past 5 years have you received fines, imposed fees, or tickets from the City of Dallas?

Frequency	Count
1 - 2 times	1859
3 - 6 times	421
7 - 10 times	56
more than 10 times	28
None	550
Grand Total	2914

Frequency by Race/Ethnicity	Count
1 - 2 times	1859
White or Caucasian	796
Hispanic or Latino	485
Black or African American	454
Another race	51
Asian or Asian American	32
No Response	28
American Indian or Alaska Native	13
3 - 6 times	421
Black or African American	163
Hispanic or Latino	130

ATTACHMENT 1

White or Caucasian	101
Another race	10
Asian or Asian American	10
No Response	6
American Indian or Alaska Native	1
7 - 10 times	56
Black or African American	26
White or Caucasian	15
Hispanic or Latino	13
Asian or Asian American	1
No Response	1
more than 10 times	28
Black or African American	13
White or Caucasian	5
Hispanic or Latino	4
American Indian or Alaska Native	3
No Response	2
Another race	1
None	550
White or Caucasian	248
Hispanic or Latino	150
Black or African American	104
No Response	16
Another race	14
Asian or Asian American	9
American Indian or Alaska Native	6
Native Hawaiian or other Pacific Islander	3
Grand Total	2914

3. If you received fines, imposed fees, or tickets, how often were you financially unable to pay them?

Response	Count
Always - I was unable to pay any of the fines, imposed fees, or tickets I received	440
Frequently - I was unable to pay many of the fines, imposed fees, or tickets	408
Occasionally - I was unable to pay once or twice	482
N/A - I did not receive any fines, imposed fees, or tickets	338
Never - I was able to pay every time	1198
No Response	48
Grand Total	2914

ATTACHMENT 1

Response by Race/Ethnicity	Count
Always - I was unable to pay any of the fines, imposed fees, or tickets I received	440
Black or African American	202
Hispanic or Latino	117
White or Caucasian	89
Another race	12
Asian or Asian American	8
No Response	8
American Indian or Alaska Native	4
Frequently - I was unable to pay many of the fines, imposed fees, or tickets	408
Black or African American	184
Hispanic or Latino	129
White or Caucasian	75
Another race	9
No Response	5
American Indian or Alaska Native	3
Asian or Asian American	3
Occasionally - I was unable to pay once or twice	482
Hispanic or Latino	184
Black or African American	148
White or Caucasian	110
Another race	14
American Indian or Alaska Native	9
No Response	8
Asian or Asian American	7
Native Hawaiian or other Pacific Islander	1
Other Race	1
N/A - I did not receive any fines, imposed fees, or tickets	338
White or Caucasian	162
Hispanic or Latino	87
Black or African American	58
Another race	12
No Response	9
Asian or Asian American	6
American Indian or Alaska Native	3
Native Hawaiian or other Pacific Islander	1
Never - I was able to pay every time	1198
White or Caucasian	700
Hispanic or Latino	251
Black or African American	166
Asian or Asian American	28
Another race	26

ATTACHMENT 1

No Response	22
American Indian or Alaska Native	4
Native Hawaiian or other Pacific Islander	1
No Response	48
White or Caucasian	29
Hispanic or Latino	14
Another race	2
Black or African American	2
No Response	1
Grand Total	2914

4. Have you ever lost your driver's license due to fines, imposed fees, or tickets? If so, did this negatively impact your financial security?

Response	Count
No - I have never lost my driver's license related to fines, imposed fees, or tickets	2324
Yes - I lost my license, and it did harm my financial security	461
Yes - I lost my license, but it did not harm my financial security	66
Other (please specify)	63
Grand Total	2914

Response	Count
No - I have never lost my driver's license related to fines, imposed fees, or tickets	2324
White or Caucasian	1061
Hispanic or Latino	603
Black or African American	489
Another race	63
Asian or Asian American	47
No Response	41
American Indian or Alaska Native	17
Native Hawaiian or other Pacific Islander	3
Yes - I lost my license, and it did harm my financial security	461
Black or African American	223
Hispanic or Latino	125
White or Caucasian	86
Another race	9
No Response	7
American Indian or Alaska Native	6
Asian or Asian American	5
Yes - I lost my license, but it did not harm my financial security	66
Black or African American	28

ATTACHMENT 1

Hispanic or Latino	25
White or Caucasian	9
Another race	2
No Response	2
Other (please specify)	63
Hispanic or Latino	29
Black or African American	20
White or Caucasian	9
No Response	3
Another race	2
Grand Total	2914

5. Have you ever had a warrant relating to fines, imposed fees, or tickets? If so, did this warrant negatively impact your financial security?

Response	Count
No - I have never received a warrant related to fines, imposed fees, or tickets	1995
Yes - I have received a warrant, and it did harm my financial security	671
Yes - I have received a warrant, but it did not harm my financial security	220
Other (please specify)	28
Grand Total	2914

Response by Race/Ethnicity	Count
No - I have never received a warrant related to fines, imposed fees, or tickets	1995
White or Caucasian	975
Hispanic or Latino	511
Black or African American	357
Another race	55
Asian or Asian American	45
No Response	37
American Indian or Alaska Native	13
Native Hawaiian or other Pacific Islander	2
Yes - I have received a warrant, and it did harm my financial security	671
Black or African American	304
Hispanic or Latino	202
White or Caucasian	128
Another race	14
No Response	10
American Indian or Alaska Native	9
Asian or Asian American	4

ATTACHMENT 1

Yes - I have received a warrant, but it did not harm my financial security	220
Black or African American	88
Hispanic or Latino	64
White or Caucasian	55
No Response	6
Another race	4
American Indian or Alaska Native	1
Asian or Asian American	1
Native Hawaiian or other Pacific Islander	1
Other (please specify)	28
Black or African American	11
White or Caucasian	7
Hispanic or Latino	5
Another race	3
Asian or Asian American	2
Grand Total	2914

6. Have you ever been to the Dallas Municipal Court for any of the following reasons? (Select all that apply)

Response	Count
Yes, to see a judge	985
Yes, to get on a payment plan	767
Yes, to get on a community service plan	274
Yes, to have my costs waived	402
Yes, to plead not guilty and see a prosecutor	453
No, I have not been to Dallas Municipal Court for any of these reasons	1281
Other	139
Grand Total	4301

Response by Race/Ethnicity	Count
Yes, to see a judge	985
Black or African American	375
White or Caucasian	281
Hispanic or Latino	271
Another race	26
No Response	14
Asian or Asian American	12
American Indian or Alaska Native	6
Yes, to get on a payment plan	767
Black or African American	347

ATTACHMENT 1

Hispanic or Latino	277
White or Caucasian	99
Another race	16
No Response	13
American Indian or Alaska Native	10
Asian or Asian American	5
Yes, to get on a community service plan	274
Black or African American	157
Hispanic or Latino	74
White or Caucasian	26
Another race	9
No Response	4
American Indian or Alaska Native	2
Asian or Asian American	2
Yes, to have my costs waived	402
Black or African American	168
Hispanic or Latino	110
White or Caucasian	98
Another race	11
Asian or Asian American	6
No Response	6
American Indian or Alaska Native	3
Yes, to plead not guilty and see a prosecutor	453
White or Caucasian	171
Black or African American	146
Hispanic or Latino	105
Another race	12
Asian or Asian American	7
No Response	7
American Indian or Alaska Native	5
No, I have not been to Dallas Municipal Court for any of these reasons	1281
White or Caucasian	669
Hispanic or Latino	298
Black or African American	213
Another race	33
Asian or Asian American	30
No Response	25
American Indian or Alaska Native	10
Native Hawaiian or other Pacific Islander	3
Other	139
Grand Total	4301

ATTACHMENT 1

7. When you received any fines, imposed fees, or tickets from the City of Dallas, did you establish a payment plan?

Response	Count
Yes	747
No	1493
No Response	550
Other (please specify)	124
Grand Total	2914

Response by Race/Ethnicity	Count
No	1493
White or Caucasian	761
Hispanic or Latino	321
Black or African American	301
Another race	44
Asian or Asian American	37
No Response	24
American Indian or Alaska Native	5
Yes	747
Black or African American	312
Hispanic or Latino	279
White or Caucasian	113
Another race	16
American Indian or Alaska Native	11
No Response	11
Asian or Asian American	5
Other (please specify)	124
Black or African American	44
White or Caucasian	42
Hispanic or Latino	32
Another race	2
No Response	2
American Indian or Alaska Native	1
Asian or Asian American	1
No Response	550
White or Caucasian	249
Hispanic or Latino	150
Black or African American	103
No Response	16
Another race	14
Asian or Asian American	9

ATTACHMENT 1

American Indian or Alaska Native	6
Native Hawaiian or other Pacific Islander	3
Grand Total	2914

8. If so, how long was the payment plan?

Response	Count
0 - 30 days / 1 month	37
between 1 - 3 months	188
between 3 - 6 months	229
between 6 - 9 months	5
between 9 -12 months	57
between 2 - 5 years	7
more than 5 years	2
Don't know / Can't recall	198
Grand Total	732

Response by Race/Ethnicity	Count
0 - 30 days / 1 month	37
Black or African American	21
Hispanic or Latino	12
White or Caucasian	3
Another race	1
between 1 - 3 months	188
Black or African American	74
Hispanic or Latino	74
White or Caucasian	33
American Indian or Alaska Native	2
Another race	3
Asian or Asian American	1
No Response	1
between 3 - 6 months	229
Black or African American	111
Hispanic or Latino	79
White or Caucasian	26
Another race	6
American Indian or Alaska Native	3
Asian or Asian American	2
No Response	2
between 6 - 9 months	5
Black or African American	4
White or Caucasian	1

ATTACHMENT 1

between 9 -12 months	57
Black or African American	25
Hispanic or Latino	15
White or Caucasian	14
American Indian or Alaska Native	2
No Response	1
between 1 - 2 years	9
Black or African American	4
Hispanic or Latino	3
White or Caucasian	2
between 2 - 5 years	7
Hispanic or Latino	3
White or Caucasian	2
Asian or Asian American	1
Black or African American	1
more than 5 years	2
Black or African American	2
Don't know / Can't recall	198
Black or African American	76
Hispanic or Latino	67
White or Caucasian	40
No Response	6
Another race	4
American Indian or Alaska Native	3
Asian or Asian American	2
Grand Total	732

9. Overall, how do you feel that the payment plan affected your finances?

Response	Count
The payment plan had no effect on my financial security.	393
The payment plan harmed my financial security.	573
The payment plan helped my financial security.	306
Other (please specify)	250
No Response	1392
Grand Total	2914

Response by Race/Ethnicity	Count
The payment plan had no effect on my financial security.	393
White or Caucasian	184

ATTACHMENT 1

Hispanic or Latino	99
Black or African American	77
Another race	15
Asian or Asian American	12
No Response	4
American Indian or Alaska Native	2
The payment plan harmed my financial security.	573
Black or African American	261
Hispanic or Latino	192
White or Caucasian	83
Another race	19
No Response	10
Asian or Asian American	5
American Indian or Alaska Native	3
The payment plan helped my financial security.	306
Hispanic or Latino	138
Black or African American	99
White or Caucasian	58
American Indian or Alaska Native	6
Asian or Asian American	2
No Response	2
Another race	1
Other (please specify)	250
White or Caucasian	97
Black or African American	71
Hispanic or Latino	67
Another race	6
No Response	4
Asian or Asian American	3
American Indian or Alaska Native	2
No Response	1392
White or Caucasian	743
Hispanic or Latino	286
Black or African American	252
Another race	35
No Response	33
Asian or Asian American	30
American Indian or Alaska Native	10
Native Hawaiian or other Pacific Islander	3
Grand Total	2914

ATTACHMENT 1

10. Were you previously aware that it was possible to get on a community service plan to get your fines and costs waived or reduced?

Response	Count
Yes, I was aware of this and have used this service before	186
Yes, I was aware of this but have never done so	335
No, I was not aware of this	1773
No Response	550
Other (please specify)	70
Grand Total	2914

Response by Race/Ethnicity	Count
Yes, I was aware of this and have used this service before	186
Black or African American	107
Hispanic or Latino	48
White or Caucasian	23
Another race	4
Asian or Asian American	2
American Indian or Alaska Native	1
No Response	1
Yes, I was aware of this but have never done so	335
White or Caucasian	119
Hispanic or Latino	112
Black or African American	81
Another race	10
No Response	7
Asian or Asian American	5
American Indian or Alaska Native	1
No, I was not aware of this	1773
White or Caucasian	762
Hispanic or Latino	448
Black or African American	440
Another race	46
Asian or Asian American	36
No Response	27
American Indian or Alaska Native	14
No Response	550
White or Caucasian	249
Hispanic or Latino	150
Black or African American	103
No Response	16
Another race	14

ATTACHMENT 1

Asian or Asian American	9
American Indian or Alaska Native	6
Native Hawaiian or other Pacific Islander	3
Other (please specify)	70
Black or African American	29
Hispanic or Latino	24
White or Caucasian	12
Another race	2
No Response	2
American Indian or Alaska Native	1
Grand Total	2914

11.Other Debt (Select All That Apply)

Response	Count
Credit Card Debt	1468
Car Loans	1340
Student Debt	1000
Mortgage	1127
Past Due Utility Bills	681
Other	201
Grand Total	5817

Response by Race/Ethnicity	Count
Credit Card Debt	1468
White or Caucasian	543
Hispanic or Latino	417
Black or African American	401
Another race	38
Asian or Asian American	29
No Response	23
American Indian or Alaska Native	15
Native Hawaiian or other Pacific Islander	2
Car Loans	1340
White or Caucasian	501
Black or African American	412
Hispanic or Latino	347
Another race	32
Asian or Asian American	21
No Response	17
American Indian or Alaska Native	8

ATTACHMENT 1

Native Hawaiian or other Pacific Islander	2
Mortgage	1127
White or Caucasian	549
Hispanic or Latino	271
Black or African American	220
Another race	34
Asian or Asian American	25
No Response	19
American Indian or Alaska Native	7
Native Hawaiian or other Pacific Islander	2
Student Debt	1000
Black or African American	410
White or Caucasian	285
Hispanic or Latino	245
Another race	22
Asian or Asian American	15
No Response	14
American Indian or Alaska Native	6
Native Hawaiian or other Pacific Islander	3
Past Due Utility Bills	681
Black or African American	285
Hispanic or Latino	237
White or Caucasian	123
Another race	15
No Response	12
American Indian or Alaska Native	5
Asian or Asian American	4
Other	201
Black or African American	70
White or Caucasian	69
Hispanic or Latino	47
Another race	9
Asian or Asian American	3
American Indian or Alaska Native	2
No Response	1
Grand Total	5817

12.Income

Response	Count
Less than \$19,999	400
\$20,000 to \$39,999	750

ATTACHMENT 1

\$40,000 to \$59,999	526
\$60,000 to \$79,999	274
\$80,000 to \$99,999	126
\$100,000 to \$119,999	124
\$120,000 or above	309
No Response	46
Prefer not to say	359
Grand Total	2914

Response by Race/Ethnicity	Count
Less than \$19,999	400
Black or African American	149
Hispanic or Latino	147
White or Caucasian	83
No Response	9
Asian or Asian American	5
American Indian or Alaska Native	3
Another race	4
\$20,000 to \$39,999	750
Hispanic or Latino	291
Black or African American	271
White or Caucasian	148
Another race	20
No Response	8
Asian or Asian American	7
American Indian or Alaska Native	5
\$40,000 to \$59,999	526
Hispanic or Latino	176
Black or African American	173
White or Caucasian	144
Another race	12
Asian or Asian American	10
No Response	6
American Indian or Alaska Native	5
\$60,000 to \$79,999	274
White or Caucasian	134
Black or African American	64
Hispanic or Latino	60
Asian or Asian American	7
Another race	5
No Response	3
American Indian or Alaska Native	1

ATTACHMENT 1

\$80,000 to \$99,999	126
White or Caucasian	84
Black or African American	18
Hispanic or Latino	11
Another race	5
American Indian or Alaska Native	3
Asian or Asian American	3
Native Hawaiian or other Pacific Islander	2
\$100,000 to \$119,999	124
White or Caucasian	88
Black or African American	17
Hispanic or Latino	13
Asian or Asian American	3
American Indian or Alaska Native	1
Another race	1
No Response	1
\$120,000 or above	309
White or Caucasian	263
Hispanic or Latino	19
Asian or Asian American	9
Black or African American	9
Another race	4
No Response	4
American Indian or Alaska Native	1
No Response	46
White or Caucasian	19
Hispanic or Latino	8
No Response	8
Black or African American	7
Another race	2
Asian or Asian American	2
Prefer not to say	359
White or Caucasian	202
Hispanic or Latino	57
Black or African American	52
Another race	23
No Response	14
Asian or Asian American	6
American Indian or Alaska Native	4
Native Hawaiian or other Pacific Islander	1
Grand Total	2914

CRIMINAL CITATION ANALYSIS

Race Analysis

ATTACHMENT 2

OverAll	RACE	# of Citations	% of Total	# of Paid Citations	# of Unpaid Citations	% of Total Unpaid Citations	Value of Unpaid Citations	Avg Amt of Unpaid Citations
	AFRICAN AMERICAN	171,388	38%	76,687	94,701	54%	\$ 41,672,505	\$ 440
	HISPANIC	169,725	37%	119,865	49,860	29%	\$ 20,283,177	\$ 407
	WHITE	103,147	23%	75,246	27,901	16%	\$ 12,894,725	\$ 462
	ASIAN	5,434	1%	4,672	762	0%	\$ 374,647	\$ 492
	UNKNOWN	4,846	1%	4,053	793	0%	\$ 458,476	\$ 578
	NATIVE AMERICAN	70	0%	40	30	0%	\$ 17,535	\$ 584
	Grand Total	454,610		280,563	174,047		75,701,066	\$ 435

Female	RACE	# of Citations	% of Total	# of Paid Citations	# of Unpaid Citations	% of Total Unpaid Citations	Value of Unpaid Citations	Avg Amt of Unpaid Citations
	AFRICAN AMERICAN	67,029	40%	31,151	35,878	60%	\$ 15,760,252	\$ 439
	HISPANIC	60,917	37%	45,684	15,233	25%	\$ 6,368,174	\$ 418
	WHITE	35,840	22%	27,309	8,531	14%	\$ 3,874,124	\$ 454
	ASIAN	1,782	1%	1,556	226	0%	\$ 100,053	\$ 443
	UNKNOWN	578	0%	460	118	0%	\$ 62,532	\$ 530
	NATIVE AMERICAN	16	0%	6	10	0%	\$ 5,284	\$ 528
	Grand Total	166,162		106,166	59,996		26,170,418	\$ 436

2018	RACE	# of Citations	% of Total	# of Paid Citations	# of Unpaid Citations	% of Total Unpaid Citations	Value of Unpaid Citations	Avg Amt of Unpaid Citations
	HISPANIC	52,376	38%	40,798	11,578	29%	\$ 5,143,170	\$ 444
	AFRICAN AMERICAN	51,068	37%	28,994	22,074	55%	\$ 10,350,169	\$ 469
	WHITE	31,099	23%	24,798	6,301	16%	\$ 3,270,712	\$ 519
	UNKNOWN	1,840	1%	1,617	223	1%	\$ 129,405	\$ 580
	ASIAN	1,644	1%	1,454	190	0%	\$ 103,920	\$ 547
	NATIVE AMERICAN	26	0%	19	7	0%	\$ 4,135	\$ 591
	Grand Total	138,053		97,680	40,373		19,001,512	\$ 471

Male	RACE	# of Citations	% of Total	# of Paid Citations	# of Unpaid Citations	% of Total Unpaid Citations	Value of Unpaid Citations	Avg Amt of Unpaid Citations
	HISPANIC	108,712	38%	74,098	34,614	30%	\$ 13,910,239	\$ 402
	AFRICAN AMERICAN	104,298	37%	45,495	58,803	52%	\$ 25,904,805	\$ 441
	WHITE	67,255	24%	47,897	19,358	17%	\$ 9,014,830	\$ 466
	ASIAN	3,647	1%	3,111	536	0%	\$ 274,595	\$ 512
	UNKNOWN	1,328	0%	1,156	172	0%	\$ 103,162	\$ 600
	NATIVE AMERICAN	52	0%	34	18	0%	\$ 11,221	\$ 623
	Grand Total	285,292		171,791	113,501		49,218,851	\$ 434

2019	RACE	# of Citations	% of Total	# of Paid Citations	# of Unpaid Citations	% of Total Unpaid Citations	Value of Unpaid Citations	Avg Amt of Unpaid Citations
	HISPANIC	63,798	38%	48,299	15,499	28%	\$ 6,962,669	\$ 449
	AFRICAN AMERICAN	60,390	36%	30,284	30,106	55%	\$ 14,184,894	\$ 471
	WHITE	37,899	23%	28,801	9,098	16%	\$ 4,526,684	\$ 498
	ASIAN	2,170	1%	1,910	260	0%	\$ 151,866	\$ 584
	UNKNOWN	1,763	1%	1,553	210	0%	\$ 122,906	\$ 585
	NATIVE AMERICAN	26	0%	10	16	0%	\$ 10,059	\$ 629
	Grand Total	166,046		110,857	55,189		25,959,076	\$ 470

2020	RACE	# of Citations	% of Total	# of Paid Citations	# of Unpaid Citations	% of Total Unpaid Citations	Value of Unpaid Citations	Avg Amt of Unpaid Citations
	AFRICAN AMERICAN	59,930	40%	17,409	42,521	54%	\$ 17,137,443	\$ 403
	HISPANIC	53,551	36%	30,768	22,783	29%	\$ 8,177,338	\$ 359
	WHITE	34,149	23%	21,647	12,502	16%	\$ 5,097,329	\$ 408
	ASIAN	1,620	1%	1,308	312	0%	\$ 118,861	\$ 381
	UNKNOWN	1,243	1%	883	360	0%	\$ 206,165	\$ 573
	NATIVE AMERICAN	18	0%	11	7	0%	\$ 3,342	\$ 477
	Grand Total	150,511		72,026	78,485		30,740,478	\$ 392

CRIMINAL CITATION ANALYSIS

Hold Type Analysis

All 3 Years (2018 to 2020)				
Omni + Scoff + Collection	Status	#Citations	Value_OriginalFine	Value_Oustanding
	Paid	8,686	\$ 3,703,156	\$ -
	Unpaid	19,042	\$ 8,194,097	\$ 8,999,113
	Grand Total	27,728	\$ 11,897,253	\$ 8,999,113
	% Paid of Total	31.33%		
Omni + Collection	Status	#Citations	Value_OriginalFine	Value_Oustanding
	Paid	11,989	\$ 5,737,211	\$ -
	Unpaid	28,761	\$ 13,129,851	\$ 14,539,815
	Grand Total	40,750	\$ 18,867,062	\$ 14,539,815
	% Paid of Total	29.42%		
Omni + Scoff	Status	#Citations	Value_OriginalFine	Value_Oustanding
	Paid	253	\$ 77,862	\$ -
	Unpaid	274	\$ 91,789	\$ 97,930
	Grand Total	527	\$ 169,651	\$ 97,930
	% Paid of Total	48.01%		
Scoff + Collection	Status	#Citations	Value_OriginalFine	Value_Oustanding
	Paid	9,834	\$ 3,827,558	\$ -
	Unpaid	39,429	\$ 15,535,522	\$ 17,338,593
	Grand Total	49,263	\$ 19,363,080	\$ 17,338,593
	% Paid of Total	19.96%		
Omni Only	Status	#Citations	Value_OriginalFine	Value_Oustanding
	Paid	3,723	\$ 1,242,434	\$ -
	Unpaid	3,157	\$ 988,192	\$ 1,109,341
	Grand Total	6,880	\$ 2,230,627	\$ 1,109,341
	% Paid of Total	54.11%		
Collection Only	Status	#Citations	Value_OriginalFine	Value_Oustanding
	Paid	12,888	\$ 5,759,353	\$ -
	Unpaid	53,944	\$ 22,718,610	\$ 25,529,464
	Grand Total	66,832	\$ 28,477,963	\$ 25,529,464
	% Paid of Total	19.28%		
Scoff Only	Status	#Citations	Value_OriginalFine	Value_Oustanding
	Paid	4,252	\$ 1,032,697	\$ -
	Unpaid	1,346	\$ 397,149	\$ 424,784
	Grand Total	5,598	\$ 1,429,846	\$ 424,784
	% Paid of Total	75.96%		
NO Omni, Scoff Collection	Status	#Citations	Value_OriginalFine	Value_Oustanding
	Paid	228,938	\$ 63,384,135	\$ -
	Unpaid	28,094	\$ 7,704,441	\$ 7,662,026
	Grand Total	257,032	\$ 71,088,576	\$ 7,662,026
	% Paid of Total	89.07%		

2018				
Omni + Scoff + Collection	Status	#Citations	Value_OriginalFine	Value_Oustanding
	Paid	4,532	\$ 1,959,845	\$ -
	Unpaid	6,309	\$ 2,779,605	\$ 3,003,068
	Grand Total	10,841	\$ 4,739,450	\$ 3,003,068
	% Paid of Total	41.80%		
Omni + Collection	Status	#Citations	Value_OriginalFine	Value_Oustanding
	Paid	6,095	\$ 3,006,245	\$ -
	Unpaid	7,049	\$ 3,480,351	\$ 3,819,842
	Grand Total	13,144	\$ 6,486,596	\$ 3,819,842
	% Paid of Total	46.37%		
Omni + Scoff	Status	#Citations	Value_OriginalFine	Value_Oustanding
	Paid	116	\$ 35,485	\$ -
	Unpaid	45	\$ 16,824	\$ 17,511
	Grand Total	161	\$ 52,310	\$ 17,511
	% Paid of Total	72.05%		
Scoff + Collection	Status	#Citations	Value_OriginalFine	Value_Oustanding
	Paid	5,371	\$ 2,096,470	\$ -
	Unpaid	12,359	\$ 4,912,011	\$ 5,450,403
	Grand Total	17,730	\$ 7,008,480	\$ 5,450,403
	% Paid of Total	30.29%		
Omni Only	Status	#Citations	Value_OriginalFine	Value_Oustanding
	Paid	1,481	\$ 515,827	\$ -
	Unpaid	154	\$ 49,990	\$ 52,291
	Grand Total	1,635	\$ 565,816	\$ 52,291
	% Paid of Total	90.58%		
Collection Only	Status	#Citations	Value_OriginalFine	Value_Oustanding
	Paid	6,182	\$ 2,905,297	\$ -
	Unpaid	11,125	\$ 5,122,623	\$ 5,752,446
	Grand Total	17,307	\$ 8,027,920	\$ 5,752,446
	% Paid of Total	35.72%		
Scoff Only	Status	#Citations	Value_OriginalFine	Value_Oustanding
	Paid	1,632	\$ 391,199	\$ -
	Unpaid	271	\$ 82,914	\$ 88,296
	Grand Total	1,903	\$ 474,113	\$ 88,296
	% Paid of Total	85.76%		
NO Omni, Scoff Collection	Status	#Citations	Value_OriginalFine	Value_Oustanding
	Paid	72,271	\$ 20,055,387	\$ -
	Unpaid	3,061	\$ 812,098	\$ 817,653
	Grand Total	75,332	\$ 20,867,485	\$ 817,653
	% Paid of Total	95.94%		

2019				
Omni + Scoff + Collection	Status	#Citations	Value_OriginalFine	Value_Oustanding
	Paid	3,511	\$ 1,486,484	\$ -
	Unpaid	9,142	\$ 3,953,139	\$ 4,409,743
	Grand Total	12,653	\$ 5,439,623	\$ 4,409,743
	% Paid of Total	27.75%		
Omni + Collection	Status	#Citations	Value_OriginalFine	Value_Oustanding
	Paid	4,429	\$ 2,109,079	\$ -
	Unpaid	8,799	\$ 4,261,076	\$ 4,691,133
	Grand Total	13,228	\$ 6,370,155	\$ 4,691,133
	% Paid of Total	33.48%		
Omni + Scoff	Status	#Citations	Value_OriginalFine	Value_Oustanding
	Paid	121	\$ 38,073	\$ -
	Unpaid	109	\$ 41,568	\$ 38,631
	Grand Total	230	\$ 79,641	\$ 38,631
	% Paid of Total	52.61%		
Scoff + Collection	Status	#Citations	Value_OriginalFine	Value_Oustanding
	Paid	3,877	\$ 1,500,274	\$ -
	Unpaid	18,734	\$ 7,365,062	\$ 8,316,322
	Grand Total	22,611	\$ 8,865,337	\$ 8,316,322
	% Paid of Total	17.15%		
Omni Only	Status	#Citations	Value_OriginalFine	Value_Oustanding
	Paid	1,611	\$ 537,932	\$ -
	Unpaid	290	\$ 106,451	\$ 100,234
	Grand Total	1,901	\$ 644,383	\$ 100,234
	% Paid of Total	84.74%		
Collection Only	Status	#Citations	Value_OriginalFine	Value_Oustanding
	Paid	5,138	\$ 2,242,797	\$ -
	Unpaid	14,674	\$ 6,631,932	\$ 7,326,003
	Grand Total	19,812	\$ 8,874,729	\$ 7,326,003
	% Paid of Total	25.93%		
Scoff Only	Status	#Citations	Value_OriginalFine	Value_Oustanding
	Paid	1,791	\$ 430,824	\$ -
	Unpaid	564	\$ 177,118	\$ 179,767
	Grand Total	2,355	\$ 607,942	\$ 179,767
	% Paid of Total	76.05%		
NO Omni, Scoff Collection	Status	#Citations	Value_OriginalFine	Value_Oustanding
	Paid	90,379	\$ 24,757,221	\$ -
	Unpaid	2,877	\$ 917,117	\$ 897,243
	Grand Total	93,256	\$ 25,674,538	\$ 897,243
	% Paid of Total	96.91%		

2020				
Omni + Scoff + Collection	Status	#Citations	Value_OriginalFine	Value_Oustanding
	Paid	643	\$ 256,827	\$ -
	Unpaid	3,591	\$ 1,461,353	\$ 1,586,301
	Grand Total	4,234	\$ 1,718,180	\$ 1,586,301
	% Paid of Total	15.19%		
Omni + Collection	Status	#Citations	Value_OriginalFine	Value_Oustanding
	Paid	1,465	\$ 621,887	\$ -
	Unpaid	12,913	\$ 5,388,424	\$ 6,028,840
	Grand Total	14,378	\$ 6,010,311	\$ 6,028,840
	% Paid of Total	10.19%		
Omni + Scoff	Status	#Citations	Value_OriginalFine	Value_Oustanding
	Paid	16	\$ 4,304	\$ -
	Unpaid	120	\$ 33,396	\$ 41,788
	Grand Total	136	\$ 37,700	\$ 41,788
	% Paid of Total	11.76%		
Scoff + Collection	Status	#Citations	Value_OriginalFine	Value_Oustanding
	Paid	586	\$ 230,814	\$ -
	Unpaid	8,336	\$ 3,258,448	\$ 3,571,868
	Grand Total	8,922	\$ 3,489,262	\$ 3,571,868
	% Paid of Total	6.57%		
Omni Only	Status	#Citations	Value_OriginalFine	Value_Oustanding
	Paid	631	\$ 188,675	\$ -
	Unpaid	2,713	\$ 831,751	\$ 956,816
	Grand Total	3,344	\$ 1,020,427	\$ 956,816
	% Paid of Total	18.87%		
Collection Only	Status	#Citations	Value_OriginalFine	Value_Oustanding
	Paid	1,568	\$ 611,258	\$ -
	Unpaid	28,145	\$ 10,964,055	\$ 12,451,014
	Grand Total	29,713	\$ 11,575,313	\$ 12,451,014
	% Paid of Total	5.28%		
Scoff Only	Status	#Citations	Value_OriginalFine	Value_Oustanding
	Paid	829	\$ 210,674	\$ -
	Unpaid	511	\$ 137,116	\$ 156,721
	Grand Total	1,340	\$ 347,791	\$ 156,721
	% Paid of Total	61.87%		
NO Omni, Scoff Collection	Status	#Citations	Value_OriginalFine	Value_Oustanding
	Paid	66,288	\$ 18,571,527	\$ -
	Unpaid	22,156	\$ 5,975,026	\$ 5,947,130
	Grand Total	88,444	\$ 24,546,553	\$ 5,947,130
	% Paid of Total	74.95%		

CRIMINAL CITATION ANALYSIS

Race and Hold Type Analysis

ATTACHMENT 2

All 3 Years (2018 to 2020)					
Omni + Scoff + Collection	Status	Race	#Citations	Fine Amount	Unpaid Fine Amount
	Paid	AFRICAN AMERICAN	4,943	\$ 2,131,755.83	
		HISPANIC	2,321	\$ 971,432.73	
		WHITE	1,350	\$ 569,443.93	
		ASIAN	56	\$ 23,630.01	
		UNKNOWN	16	\$ 6,893.39	
		NATIVE AMERICAN			
		Total-Paid	8,686	\$ 3,703,155.89	\$ -
	Unpaid	AFRICAN AMERICAN	11,188	\$ 4,860,990.19	\$ 5,304,611.27
		HISPANIC	5,082	\$ 2,149,524.97	\$ 2,381,998.12
		WHITE	2,653	\$ 1,132,163.35	\$ 1,255,280.79
		ASIAN	97	\$ 41,195.72	\$ 46,539.32
		UNKNOWN	22	\$ 10,222.85	\$ 10,683.22
		NATIVE AMERICAN			
		Total-Unpaid	19,042	\$ 8,194,097.08	\$ 8,999,112.72
	Grand Total		27,728	\$ 11,897,252.97	\$ 8,999,112.72
	% Paid of Total		31.33%		
Omni + Collection	Status	Race	#Citations	Fine Amount	Unpaid Fine Amount
	Paid	AFRICAN AMERICAN	5,466	\$ 2,608,563.90	
		HISPANIC	3,557	\$ 1,703,744.85	
		WHITE	2,717	\$ 1,291,640.90	
		ASIAN	145	\$ 76,018.50	
		UNKNOWN	104	\$ 57,242.78	
		NATIVE AMERICAN			
		Total-Paid	11,989	\$ 5,737,210.93	\$ -
	Unpaid	AFRICAN AMERICAN	15,292	\$ 6,926,800.14	\$ 7,667,064.52
		HISPANIC	7,085	\$ 3,166,704.68	\$ 3,490,178.53
		WHITE	6,041	\$ 2,854,487.26	\$ 3,180,679.13
		ASIAN	189	\$ 92,259.59	\$ 104,602.48
		UNKNOWN	147	\$ 85,420.96	\$ 92,457.16
		NATIVE AMERICAN	7	\$ 4,178.10	\$ 4,833.10
		Total-Unpaid	28,761	\$ 13,129,850.73	\$ 14,539,814.92
	Grand Total		40,750	\$ 18,867,061.66	\$ 14,539,814.92
	% Paid of Total		29.42%		
Omni + Scoff	Status	Race	#Citations	Fine Amount	Unpaid Fine Amount
	Paid	AFRICAN AMERICAN	136	\$ 42,194.90	
		HISPANIC	85	\$ 25,721.80	
		WHITE	31	\$ 9,579.30	
		ASIAN	1	\$ 366.10	
		UNKNOWN			
		NATIVE AMERICAN			
		Total-Paid	253	\$ 77,862.10	\$ -
	Unpaid	AFRICAN AMERICAN	156	\$ 53,202.30	\$ 55,804.50
		HISPANIC	84	\$ 27,573.20	\$ 29,897.95
		WHITE	34	\$ 11,013.10	\$ 12,227.20
		ASIAN			
		UNKNOWN			
		NATIVE AMERICAN			
		Total-Unpaid	274	\$ 91,788.60	\$ 97,929.65
	Grand Total		527	\$ 169,650.70	\$ 97,929.65
	% Paid of Total		48.01%		
Scoff + Collection	Status	Race	#Citations	Fine Amount	Unpaid Fine Amount
	Paid	AFRICAN AMERICAN	5,750	\$ 2,255,403.12	
		HISPANIC	3,179	\$ 1,218,516.64	
		WHITE	848	\$ 329,007.01	
		ASIAN	32	\$ 12,951.17	
		UNKNOWN	25	\$ 11,680.14	
		NATIVE AMERICAN			
		Total-Paid	9,834	\$ 3,827,558.08	\$ -
	Unpaid	AFRICAN AMERICAN	22,996	\$ 9,106,077.16	\$ 10,119,633.90
		HISPANIC	12,701	\$ 4,958,655.56	\$ 5,562,539.07
		WHITE	3,584	\$ 1,411,199.80	\$ 1,589,532.69
		ASIAN	113	\$ 43,936.66	\$ 49,416.10
		UNKNOWN	28	\$ 12,843.97	\$ 14,173.25
		NATIVE AMERICAN	7	\$ 2,808.36	\$ 3,298.36
		Total-Unpaid	39,429	\$ 15,535,521.51	\$ 17,338,593.37
	Grand Total		49,263	\$ 19,363,079.59	\$ 17,338,593.37
	% Paid of Total		19.96%	80.23%	
Omni Only	Status	Race	#Citations	Fine Amount	Unpaid Fine Amount
	Paid	AFRICAN AMERICAN	1,571	\$ 528,518.70	
		HISPANIC	1,148	\$ 382,055.50	
		WHITE	924	\$ 302,074.70	
		ASIAN	41	\$ 13,531.10	
		UNKNOWN	39	\$ 16,254.20	
		NATIVE AMERICAN			
		Total-Paid	3,723	\$ 1,242,434.20	\$ -
	Unpaid	AFRICAN AMERICAN	1,692	\$ 529,616.60	\$ 603,464.45
		HISPANIC	751	\$ 222,872.90	\$ 248,330.50
		WHITE	670	\$ 219,614.10	\$ 241,715.26
		ASIAN	27	\$ 8,353.60	\$ 8,307.70
		UNKNOWN	17	\$ 7,735.20	\$ 7,523.20

2018					
Omni + Scoff + Collection	Status	Race	#Citations	Fine Amount	Unpaid Fine Amount
	Paid	AFRICAN AMERICAN	2,667	\$ 1,160,005.57	
		HISPANIC	1,155	\$ 490,866.20	
		WHITE	661	\$ 288,369.07	
		ASIAN	37	\$ 15,408.22	
		UNKNOWN	12	\$ 5,195.90	
		NATIVE AMERICAN			
		Total-Paid	4,532	\$ 1,959,844.96	\$ -
	Unpaid	AFRICAN AMERICAN	3,841	\$ 1,705,341.61	\$ 1,837,817.06
		HISPANIC	1,611	\$ 698,745.74	\$ 758,167.96
		WHITE	813	\$ 356,671.38	\$ 386,820.54
		ASIAN	27	\$ 11,304.28	\$ 12,322.88
		UNKNOWN	17	\$ 7,542.32	\$ 7,939.99
		NATIVE AMERICAN			
		Total-Unpaid	6,309	\$ 2,779,605.33	\$ 3,003,068.43
	Grand Total		10,841	\$ 4,739,450.29	\$ 3,003,068.43
	% Paid of Total		41.80%		
Omni + Collection	Status	Race	#Citations	Fine Amount	Unpaid Fine Amount
	Paid	AFRICAN AMERICAN	2,900	\$ 1,434,879.04	
		HISPANIC	1,721	\$ 844,942.01	
		WHITE	1,375	\$ 673,703.46	
		ASIAN	58	\$ 30,184.64	
		UNKNOWN	41	\$ 22,535.98	
		NATIVE AMERICAN			
		Total-Paid	6,095	\$ 3,006,245.13	\$ -
	Unpaid	AFRICAN AMERICAN	3,559	\$ 1,737,740.91	\$ 1,902,194.60
		HISPANIC	1,724	\$ 832,840.71	\$ 916,866.62
		WHITE	1,641	\$ 833,669.43	\$ 919,228.81
		UNKNOWN	66	\$ 42,116.86	\$ 43,423.66
		ASIAN	58	\$ 33,370.65	\$ 37,516.08
		NATIVE AMERICAN	1	\$ 612.30	\$ 612.30
		Total-Unpaid	7,049	\$ 3,480,350.86	\$ 3,819,842.07
	Grand Total		13,144	\$ 6,486,595.99	\$ 3,819,842.07
	% Paid of Total		46.37%		
Omni + Scoff	Status	Race	#Citations	Fine Amount	Unpaid Fine Amount
	Paid	AFRICAN AMERICAN	58	\$ 18,320.60	
		HISPANIC	42	\$ 12,183.60	
		WHITE	16	\$ 4,981.30	
		ASIAN			
		UNKNOWN			
		NATIVE AMERICAN			
		Total-Paid	116	\$ 35,485.50	\$ -
	Unpaid	HISPANIC	18	\$ 6,477.00	\$ 6,869.80
		AFRICAN AMERICAN	16	\$ 6,337.70	\$ 6,543.70
		WHITE	11	\$ 4,009.50	\$ 4,097.80
		ASIAN			
		UNKNOWN			
		NATIVE AMERICAN			
		Total-Unpaid	45	\$ 16,824.20	\$ 17,511.30
	Grand Total		161	\$ 52,309.70	\$ 17,511.30
	% Paid of Total		72.05%		
Scoff + Collection	Status	Race	#Citations	Fine Amount	Unpaid Fine Amount
	Paid	AFRICAN AMERICAN	3,232	\$ 1,263,046.61	
		HISPANIC	1,676	\$ 648,939.29	
		WHITE	427	\$ 167,952.04	
		UNKNOWN	23	\$ 10,965.51	
		ASIAN	13	\$ 5,566.15	
		NATIVE AMERICAN			
		Total-Paid	5,371	\$ 2,096,469.60	\$ -
	Unpaid	AFRICAN AMERICAN	7,244	\$ 2,887,896.37	\$ 3,185,710.94
		HISPANIC	4,031	\$ 1,590,995.22	\$ 1,776,689.04
		WHITE	1,015	\$ 404,833.95	\$ 456,203.70
		ASIAN	43	\$ 16,437.32	\$ 18,252.76
		UNKNOWN	24	\$ 11,189.74	\$ 12,718.65
		NATIVE AMERICAN	2	\$ 658.23	\$ 828.23
		Total-Unpaid	12,359	\$ 4,912,010.83	\$ 5,450,403.32
	Grand Total		17,730	\$ 7,008,480.43	\$ 5,450,403.32
	% Paid of Total		30.29%		
Omni Only	Status	Race	#Citations	Fine Amount	Unpaid Fine Amount
	Paid	AFRICAN AMERICAN	605	\$ 211,835.70	
		HISPANIC	470	\$ 163,756.20	
		WHITE	377	\$ 128,941.40	
		ASIAN	17	\$ 5,596.10	
		UNKNOWN	12	\$ 5,697.20	
		NATIVE AMERICAN			
		Total-Paid	1,481	\$ 515,826.60	\$ -
	Unpaid	HISPANIC	55	\$ 16,498.60	\$ 15,956.60
		AFRICAN AMERICAN	54	\$ 17,203.80	\$ 18,893.40
		WHITE	37	\$ 13,446.10	\$ 14,621.81
		UNKNOWN	5	\$ 1,918.20	\$ 1,918.20
		ASIAN	3	\$ 923.20	\$ 901.20

2019					
Omni + Scoff + Collection	Status	Race	#Citations	Fine Amount	Unpaid Fine Amount
	Paid	AFRICAN AMERICAN	1,929	\$ 832,259.94	
		HISPANIC	975	\$ 404,779.97	
		WHITE	588	\$ 241,266.95	
		ASIAN	15	\$ 6,479.39	
		UNKNOWN	4	\$ 1,697.49	
		NATIVE AMERICAN			
		Total-Paid	3,511	\$ 1,486,483.74	\$ -
	Unpaid	AFRICAN AMERICAN	5,291	\$ 2,309,709.38	\$ 2,559,768.54
		HISPANIC	2,461	\$ 1,050,127.45	\$ 1,180,289.30
		WHITE	1,328	\$ 566,388.63	\$ 639,098.98
		ASIAN	57	\$ 24,233.14	\$ 27,843.14
		UNKNOWN	5	\$ 2,680.53	\$ 2,743.23
		NATIVE AMERICAN			
		Total-Unpaid	9,142	\$ 3,953,139.13	\$ 4,409,743.19
	Grand Total		12,653	\$ 5,439,622.87	\$ 4,409,743.19
	% Paid of Total		27.75%		
Omni + Collection	Status	Race	#Citations	Fine Amount	Unpaid Fine Amount
	Paid	AFRICAN AMERICAN	1,989	\$ 928,825.04	
		HISPANIC	1,360	\$ 664,226.14	
		WHITE	986	\$ 463,434.91	
		ASIAN	70	\$ 38,749.86	
		UNKNOWN	24	\$ 13,843.20	
		NATIVE AMERICAN			
		Total-Paid	4,429	\$ 2,109,079.15	\$ -
	Unpaid	AFRICAN AMERICAN	4,518	\$ 2,175,133.28	\$ 2,382,858.57
		HISPANIC	2,143	\$ 1,033,297.22	\$ 1,132,653.45
		WHITE	2,030	\$ 995,181.92	\$ 1,107,899.60
		UNKNOWN	54	\$ 30,103.70	\$ 34,819.70
		ASIAN	49	\$ 24,275.94	\$ 29,227.94
		NATIVE AMERICAN	5	\$ 3,083.50	\$ 3,673.50
		Total-Unpaid	8,799	\$ 4,261,075.56	\$ 4,691,132.76
	Grand Total		13,228	\$ 6,370,154.71	\$ 4,691,132.76
	% Paid of Total		33.48%		
Omni + Scoff	Status	Race	#Citations	Fine Amount	Unpaid Fine Amount
	Paid	AFRICAN AMERICAN	70	\$ 21,645.30	
		HISPANIC	37	\$ 11,794.20	
		WHITE	13	\$ 4,267.00	
		ASIAN	1	\$ 366.10	
		UNKNOWN			
		NATIVE AMERICAN			
		Total-Paid	121	\$ 38,072.60	\$ -
	Unpaid	AFRICAN AMERICAN	70	\$ 27,102.60	\$ 24,479.80
		HISPANIC	30	\$ 11,075.20	\$ 11,014.30
		WHITE	9	\$ 3,390.60	\$ 3,136.40
		ASIAN			
		UNKNOWN			
		NATIVE AMERICAN			
		Total-Unpaid	109	\$ 41,568.40	\$ 38,630.50
	Grand Total		230	\$ 79,641.00	\$ 38,630.50
	% Paid of Total		52.61%		
Scoff + Collection	Status	Race	#Citations	Fine Amount	Unpaid Fine Amount
	Paid	AFRICAN AMERICAN	2,223	\$ 873,982.32	
		HISPANIC	1,271	\$ 480,235.12	
		WHITE	362	\$ 137,957.37	
		ASIAN	19	\$ 7,385.02	
		UNKNOWN	2	\$ 714.63	
		NATIVE AMERICAN			
		Total-Paid	3,877	\$ 1,500,274.46	\$ -
	Unpaid	AFRICAN AMERICAN	10,800	\$ 4,271,995.43	\$ 4,805,486.01
		HISPANIC	6,024	\$ 2,341,845.21	\$ 2,660,658.02
		WHITE	1,848	\$ 726,913.66	\$ 822,797.41
		ASIAN	53	\$ 20,503.64	\$ 23,455.64
		NATIVE AMERICAN	5	\$ 2,150.13	\$ 2,470.13
		UNKNOWN	4	\$ 1,654.23	\$ 1,454.60
		Total-Unpaid	18,734	\$ 7,365,062.30	\$ 8,316,321.81
	Grand Total		22,611	\$ 8,865,336.76	\$ 8,316,321.81
	% Paid of Total		17.15%		
Omni Only	Status	Race	#Citations	Fine Amount	Unpaid Fine Amount
	Paid	AFRICAN AMERICAN	728	\$ 245,624.00	
		HISPANIC	477	\$ 160,232.10	
		WHITE	375	\$ 120,355.20	
		UNKNOWN	18	\$ 7,263.00	
		ASIAN	13	\$ 4,458.00	
		NATIVE AMERICAN			
		Total-Paid	1,611	\$ 537,932.30	\$ -
	Unpaid	AFRICAN AMERICAN	149	\$ 54,911.60	\$ 52,254.70
		HISPANIC	71	\$ 26,496.30	\$ 24,350.20
		WHITE	60	\$ 21,632.90	\$ 20,405.40
		ASIAN	6	\$ 1,866.40	\$ 1,786.10
		UNKNOWN	4	\$ 1,544.00	\$ 1,438.00
		NATIVE AMERICAN			
		Total-Unpaid			

CRIMINAL CITATION ANALYSIS

Race and Hold Type Analysis

ATTACHMENT 2

	NATIVE AMERICAN					
	Total-Unpaid	3,157	\$ 988,192.40	\$ 1,109,341.11		
	Grand Total	6,880	\$ 2,230,626.60	\$ 1,109,341.11		
	% Paid of Total	54.11%				
Collection Only	Status	Race	#Citations	Fine Amount	Unpaid Fine Amount	
	Paid	AFRICAN AMERICAN	6,124	\$ 2,792,032.52		
		HISPANIC	4,125	\$ 1,697,366.82		
		WHITE	2,445	\$ 1,163,730.19		
		UNKNOWN	150	\$ 85,911.61		
		ASIAN	42	\$ 19,017.00		
		NATIVE AMERICAN	2	\$ 1,294.60		
		Total-Paid	12,888	\$ 5,759,352.74	\$	-
	Unpaid	AFRICAN AMERICAN	29,915	\$ 12,497,446.00	\$	14,034,602.98
		HISPANIC	14,072	\$ 5,570,657.85	\$	6,217,617.16
		WHITE	9,462	\$ 4,356,992.64	\$	4,957,202.66
		UNKNOWN	279	\$ 168,743.54	\$	185,961.62
		ASIAN	203	\$ 117,362.37	\$	125,881.39
		NATIVE AMERICAN	13	\$ 7,407.60	\$	8,197.80
		Total-Unpaid	53,944	\$ 22,718,610.00	\$	25,529,463.61
	Grand Total	66,832	\$ 28,477,962.74	\$	25,529,463.61	
	% Paid of Total		19.28%			
Scoff Only	Status	Race	#Citations	Fine Amount	Unpaid Fine Amount	
	Paid	HISPANIC	1,881	\$ 444,478.40		
		AFRICAN AMERICAN	1,767	\$ 444,400.70		
		WHITE	563	\$ 134,393.60		
		ASIAN	26	\$ 5,996.40		
		UNKNOWN	15	\$ 3,427.80		
		NATIVE AMERICAN				
		Total-Paid	4,252	\$ 1,032,696.90	\$	-
	Unpaid	AFRICAN AMERICAN	707	\$ 207,387.40	\$	230,124.77
		HISPANIC	470	\$ 137,640.90	\$	140,815.00
		WHITE	161	\$ 49,891.10	\$	51,624.15
		ASIAN	8	\$ 2,229.20	\$	2,220.20
		UNKNOWN				
		NATIVE AMERICAN				
		Total-Unpaid	1,346	\$ 397,148.60	\$	424,784.12
	Grand Total	5,598	\$ 1,429,845.50	\$	424,784.12	
	% Paid of Total		75.96%			
NO Omni, Scoff Collection	Status	Race	#Citations	Fine Amount	Unpaid Fine Amount	
	Paid	HISPANIC	103,569	\$ 27,119,854.38		
		WHITE	66,368	\$ 18,191,466.86		
		AFRICAN AMERICAN	50,930	\$ 14,471,737.35		
		ASIAN	4,329	\$ 1,180,512.70		
		UNKNOWN	3,704	\$ 2,408,715.30		
		NATIVE AMERICAN	38	\$ 11,848.40		
		Total-Paid	228,938	\$ 63,384,134.99	\$	-
	Unpaid	AFRICAN AMERICAN	12,755	\$ 3,573,327.50	\$	3,657,198.75
		HISPANIC	9,615	\$ 2,297,653.65	\$	2,211,800.73
		WHITE	5,296	\$ 1,634,660.45	\$	1,606,463.20
		UNKNOWN	300	\$ 158,312.10	\$	147,677.95
		ASIAN	125	\$ 39,054.50	\$	37,680.20
		NATIVE AMERICAN	3	\$ 1,433.00	\$	1,205.60
		Total-Unpaid	28,094	\$ 7,704,441.20	\$	7,662,026.43
	Grand Total	257,032	\$ 71,088,576.19	\$	7,662,026.43	
	% Paid of Total		89.07%			

	NATIVE AMERICAN					
	Total-Unpaid	154	\$ 49,989.90	\$ 52,291.21		
	Grand Total	1635	\$ 565,816.50	\$ 52,291.21		
	% Paid of Total	90.58%				
Collection Only	Status	Race	#Citations	Fine Amount	Unpaid Fine Amount	
	Paid	AFRICAN AMERICAN	3,053	\$ 1,450,511.48		
		HISPANIC	1,842	\$ 788,013.66		
		WHITE	1,159	\$ 592,709.27		
		UNKNOWN	104	\$ 62,254.18		
		ASIAN	22	\$ 10,514.11		
		NATIVE AMERICAN	2	\$ 1,294.60		
		Total-Paid	6,182	\$ 2,905,297.30	\$ -	
	Unpaid	AFRICAN AMERICAN	5,847	\$ 2,669,355.30	\$ 2,960,530.70	
		HISPANIC	2,864	\$ 1,224,293.60	\$ 1,371,555.01	
		WHITE	2,275	\$ 1,149,627.86	\$ 1,330,785.23	
		UNKNOWN	82	\$ 48,021.26	\$ 53,975.86	
		ASIAN	53	\$ 28,930.39	\$ 32,905.39	
		NATIVE AMERICAN	4	\$ 2,394.20	\$ 2,694.20	
		Total-Unpaid	11,125	\$ 5,122,622.61	\$ 5,752,446.39	
	Grand Total	17,307	\$ 8,027,919.91	\$ 5,752,446.39		
	% Paid of Total		35.72%			
Scoff Only	Status	Race	#Citations	Fine Amount	Unpaid Fine Amount	
	Paid	HISPANIC	721	\$ 170,949.90		
		AFRICAN AMERICAN	660	\$ 162,437.40		
		WHITE	230	\$ 53,135.90		
		ASIAN	12	\$ 2,468.80		
		UNKNOWN	9	\$ 2,206.60		
		NATIVE AMERICAN				
		Total-Paid	1,632	\$ 391,198.60	\$ -	
	Unpaid	AFRICAN AMERICAN	139	\$ 43,598.30	\$ 47,521.40	
		HISPANIC	85	\$ 24,883.90	\$ 25,479.40	
		WHITE	47	\$ 14,432.20	\$ 15,294.70	
		UNKNOWN				
		NATIVE AMERICAN				
		Total-Unpaid	271	\$ 82,914.40	\$ 88,295.50	
	Grand Total	1,903	\$ 474,113.00	\$ 88,295.50		
	% Paid of Total		85.76%			
NO Omni, Scoff Collection	Status	Race	#Citations	Fine Amount	Unpaid Fine Amount	
	Paid	HISPANIC	33,171	\$ 8,804,414.82		
		WHITE	20,553	\$ 5,573,703.82		
		AFRICAN AMERICAN	15,819	\$ 4,507,986.60		
		UNKNOWN	1,416	\$ 817,876.10		
		ASIAN	1,295	\$ 345,764.50		
		NATIVE AMERICAN	17	\$ 5,641.10		
		Total-Paid	72,271	\$ 20,055,386.94	\$ -	
	Unpaid	AFRICAN AMERICAN	1,374	\$ 379,097.00	\$ 390,956.95	
		HISPANIC	1,190	\$ 281,731.00	\$ 271,585.50	
		WHITE	462	\$ 140,024.15	\$ 143,659.85	
		UNKNOWN	29	\$ 9,460.10	\$ 9,429.10	
		ASIAN	6	\$ 1,786.10	\$ 2,022.00	
		NATIVE AMERICAN				
		Total-Unpaid	3,061	\$ 812,098.35	\$ 817,653.40	
	Grand Total	75,332	\$ 20,867,485.29	\$ 817,653.40		
	% Paid of Total		95.94%			

	NATIVE AMERICAN					
	Total-Unpaid	290	\$ 106,451.20	\$	100,234.40	
	Grand Total	1,901	\$ 644,383.50	\$	100,234.40	
	% Paid of Total		84.74%			
Collection Only	Status	Race	#Citations	Fine Amount	Unpaid Fine Amount	
	Paid	AFRICAN AMERICAN	2,478	\$ 1,110,067.66		
		HISPANIC	1,623	\$ 658,968.64		
		WHITE	987	\$ 450,729.15		
		UNKNOWN	36	\$ 16,883.53		
		ASIAN	14	\$ 6,148.12		
		NATIVE AMERICAN				
		Total-Paid	5,138	\$ 2,242,797.10	\$	-
	Unpaid	AFRICAN AMERICAN	7,722	\$ 3,479,595.49	\$	3,840,068.64
		HISPANIC	3,619	\$ 1,506,254.53	\$	1,652,114.67
		WHITE	3,137	\$ 1,517,696.74	\$	1,696,478.72
		UNKNOWN	105	\$ 61,672.42	\$	66,940.02
		ASIAN	85	\$ 63,109.26	\$	66,485.93
		NATIVE AMERICAN	6	\$ 3,603.80	\$	3,915.00
		Total-Unpaid	14,674	\$ 6,631,932.24	\$	7,326,002.98
	Grand Total		19,812	\$ 8,874,729.34	\$	7,326,002.98
	% Paid of Total		25.93%			
Scoff Only	Status	Race	#Citations	Fine Amount	Unpaid Fine Amount	
	Paid	HISPANIC	808	\$ 188,426.50		
		AFRICAN AMERICAN	721	\$ 179,362.00		
		WHITE	248	\$ 59,710.70		
		ASIAN	10	\$ 2,465.60		
		UNKNOWN	4	\$ 859.20		
		NATIVE AMERICAN				
		Total-Paid	1,791	\$ 430,824.00	\$	-
	Unpaid	AFRICAN AMERICAN	290	\$ 90,452.10	\$	93,816.57
		HISPANIC	207	\$ 64,839.80	\$	63,892.50
		WHITE	64	\$ 20,944.90	\$	21,044.00
		UNKNOWN	3	\$ 881.20	\$	1,014.20
		NATIVE AMERICAN				
		Total-Unpaid	564	\$ 177,118.00	\$	179,767.27
	Grand Total		2,355	\$ 607,942.00	\$	179,767.27
	% Paid of Total		76.05%			
NO Omni, Scoff Collection	Status	Race	#Citations	Fine Amount	Unpaid Fine Amount	
	Paid	HISPANIC	41,748	\$10,801,972.26		
		WHITE	25,242	\$ 6,749,597.29		
		AFRICAN AMERICAN	20,146	\$ 5,623,507.89		
		ASIAN	1,768	\$ 473,301.20		
		UNKNOWN	1,465	\$ 1,105,551.10		
		NATIVE AMERICAN	10	\$ 3,291.30		
		Total-Paid	90,379	\$24,757,221.04	\$	-
	Unpaid	AFRICAN AMERICAN	1,266	\$ 423,947.90	\$	426,160.70
		HISPANIC	944	\$ 258,225.30	\$	237,696.50
		WHITE	622	\$ 214,485.70	\$	215,823.00
		UNKNOWN	38	\$ 18,248.00	\$	15,510.00
		ASIAN	7	\$ 2,410.40	\$	2,053.20
		NATIVE AMERICAN				
		Total-Unpaid	2,877	\$ 917,317.30	\$	897,243.40
	Grand Total		93,256	\$25,674,538.34	\$	897,243.40
	% Paid of Total		96.91%			

	NATIVE AMERICAN					
	Total-Unpaid	2,713	\$ 831,751.30	\$ 956,815.50		
	Grand Total	3,344	\$ 1,020,426.60	\$ 956,815.50		
	% Paid of Total	18.87%				
Collection Only	Status	Race	#Citations	Fine Amount	Unpaid Fine Amount	
	Paid	HISPANIC	660	\$ 250,384.52		
		AFRICAN AMERICAN	593	\$ 231,453.38		
		WHITE	299	\$ 120,291.77		
		UNKNOWN	10	\$ 6,773.90		
		ASIAN	6	\$ 2,354.77		
		NATIVE AMERICAN				
		Total-Paid	1,568	\$ 611,258.34	\$	-
	Unpaid	AFRICAN AMERICAN	16,346	\$ 6,348,495.21	\$	7,234,003.64
		HISPANIC	7,589	\$ 2,840,109.72	\$	3,193,947.48
		WHITE	4,050	\$ 1,689,668.04	\$	1,929,938.71
		UNKNOWN	92	\$ 59,049.86	\$	65,045.74
		ASIAN	65	\$ 25,322.72	\$	26,490.07
		NATIVE AMERICAN	3	\$ 1,409.60	\$	1,588.60
		Total-Unpaid	28,145	\$ 10,964,055.15	\$	12,451,014.24
	Grand Total	29,713	\$ 11,575,313.49	\$	12,451,014.24	
	% Paid of Total	5.28%				
Scoff Only	Status	Race	#Citations	Fine Amount	Unpaid Fine Amount	
	Paid	AFRICAN AMERICAN	386	\$ 102,601.30		
		HISPANIC	352	\$ 85,102.00		
		WHITE	85	\$ 21,547.00		
		ASIAN	4	\$ 1,062.00		
		UNKNOWN	2	\$ 362.00		
		NATIVE AMERICAN				
		Total-Paid	829	\$ 210,674.30	\$	-
	Unpaid	AFRICAN AMERICAN	278	\$ 73,337.00	\$	88,786.80
		HISPANIC	178	\$ 47,917.20	\$	51,443.10
		WHITE	50	\$ 14,514.00	\$	15,285.45
		ASIAN	5	\$ 1,348.00	\$	1,206.00
		UNKNOWN				
		NATIVE AMERICAN				
		Total-Unpaid	511	\$ 137,116.20	\$	156,721.35
	Grand Total	1,340	\$ 347,790.50	\$	156,721.35	
	% Paid of Total	61.87%				
NO Omni, Scoff Collection	Status	Race	#Citations	Fine Amount	Unpaid Fine Amount	
	Paid	HISPANIC	28,650	\$ 7,513,467.30		
		WHITE	20,573	\$ 5,868,165.75		
		AFRICAN AMERICAN	14,965	\$ 4,340,242.86		
		UNKNOWN	1,266	\$ 361,447.00		
		ASIAN	823	\$ 485,288.10		
		NATIVE AMERICAN	11	\$ 2,916.00		
		Total-Paid	66,288	\$ 18,571,527.01	\$	-
	Unpaid	AFRICAN AMERICAN	10,115	\$ 2,770,282.60	\$	2,840,081.10
		HISPANIC	7,481	\$ 1,757,697.35	\$	1,702,518.73
		WHITE	4,212	\$ 1,280,150.60	\$	1,246,980.35
		UNKNOWN	233	\$ 130,604.00	\$	122,738.85
		ASIAN	112	\$ 34,858.00	\$	33,605.00
		NATIVE AMERICAN	3	\$ 1,433.00	\$	1,205.60
		Total-Unpaid	22,156	\$ 5,975,025.55	\$	5,947,129.63
	Grand Total	88,444	\$ 24,546,552.56	\$	5,947,129.63	
	% Paid of Total	74.95%				

CRIMINAL CITATION ANALYSIS

Race and Offense Type Analysis

Complete List of Offenses - YoY citation count				
Offense_Category	2018	2019	2020	Grand Total
SPEEDING	34,223	43,576	48,662	126,461
DRIVERS LICENSE	22,331	30,853	28,641	81,825
ANIMAL/PET RELATED	16,171	19,640	4,438	40,249
TRAFFIC VIOLATIONS	10,230	11,143	9,855	31,228
FAILURE TO MAINTAIN FINANCIAL RESPONSIBILITY	8,856	9,760	10,313	28,929
STATE REGISTRATION LAW	6,963	12,722	5,935	25,620
PUBLIC INTOXICATION	7,607	6,562	5,208	19,377
FAILURE TO APPEAR	4,451	3,415	11,401	19,267
ASSAULT THREATS	4,741	4,996	5,085	14,822
FAILURE TO FASTEN SEAT BELT	6,003	4,446	3,939	14,388
OTHER VIOLATIONS	2,884	2,290	2,333	7,507
DEFECTIVE VEHICLE	1,215	2,401	3,093	6,709
DISREGARD TRAFFIC CONTROL DEVICE	2,388	2,771	1,337	6,496
FAILURE TO PRESENT LICENSE OR PERMIT	1,077	1,595	1,381	4,053
CHILD SAFETY	1,502	1,293	1,143	3,938
PROHIBITED GLASS COATING	310	1,140	2,299	3,749
HEALTH AND SAFETY CODE	1,123	1,044	607	2,774
MANIFESTING PURPOSE OF PROSTITUTION	826	841	908	2,575
ANTI-NOISE ORDINANCE	306	857	836	1,999
ILLEGAL PARKING	902	576	289	1,767
PUBLIC PLACE VIOLATIONS	749	614	346	1,709
SOLICITATION	768	532	389	1,689
PUBLIC WORKDS & STORMWATER	353	742	508	1,603
SPILLAGE - LOAD NOT ENCLOSED	461	317	205	983
DISORDERLY CONDUCT	315	341	297	953
PEDESTRIAN VIOLATIONS	324	282	246	852
USE OF WIRELESS COMM DEV	314	384	136	834
CONSUMER AFFAIRS/GENERAL	228	320	210	758
FAILURE TO MAINTAIN	144	265	252	661
THEFT	255	227	166	648
FAILURE TO PROTECT EXTERIOR STRUCTURE SURFACE	33	101	53	187
Grand Total	138,053	166,046	150,511	454,610

AFRICAN AMERICAN (Top 10 voilations)				
Offense_Category	2018	2019	2020	Grand Total
SPEEDING	11,224	15,032	18,067	44,323
DRIVERS LICENSE	8,383	11,233	11,529	31,145
FAILURE TO MAINTAIN FINANCIAL RESPONSIBILITY	4,818	5,195	5,601	15,614
STATE REGISTRATION LAW	3,104	5,209	2,398	10,711
FAILURE TO APPEAR	2,429	1,908	5,547	9,884
TRAFFIC VIOLATIONS	2,971	3,198	3,240	9,409
ASSAULT THREATS	2,907	2,951	3,019	8,877
ANIMAL/PET RELATED	3,324	4,483	929	8,736
PUBLIC INTOXICATION	3,119	2,496	2,039	7,654
FAILURE TO FASTEN SEAT BELT	2,846	2,191	2,030	7,067

ASIAN (Top 10 voilations)				
Offense_Category	2018	2019	2020	Grand Total
SPEEDING	607	948	943	2,498
TRAFFIC VIOLATIONS	297	331	173	801
DRIVERS LICENSE	85	91	75	251
STATE REGISTRATION LAW	60	110	52	222
OTHER VIOLATIONS	96	76	40	212
PUBLIC INTOXICATION	100	70	38	208
ANIMAL/PET RELATED	70	113	12	195
DISREGARD TRAFFIC CONTROL DEVICE	65	84	31	180
FAILURE TO MAINTAIN FINANCIAL RESPONSIBILITY	62	44	57	163
FAILURE TO FASTEN SEAT BELT	52	61	37	150

UNKNOWN RACE (Top 10 voilations)				
Offense_Category	2018	2019	2020	Grand Total
PUBLIC WORKDS & STORMWATER	346	669	399	1,414
OTHER VIOLATIONS	243	364	390	997
ANIMAL/PET RELATED	176	169	49	394
ILLEGAL PARKING	258	75	54	387
CONSUMER AFFAIRS/GENERAL	85	118	110	313
SPEEDING	234	18	10	262
PUBLIC INTOXICATION	99	83	28	210
FAILURE TO PRESENT LICENSE OR PERMIT	54	52	12	118
TRAFFIC VIOLATIONS	83	20	14	117
DRIVERS LICENSE	44	31	31	106

HISPANIC (Top 10 voilations)				
Offense_Category	2018	2019	2020	Grand Total
SPEEDING	12,651	16,551	17,476	46,678
DRIVERS LICENSE	10,897	14,679	12,260	37,836
ANIMAL/PET RELATED	10,578	12,482	2,949	26,009
TRAFFIC VIOLATIONS	3,366	3,861	3,357	10,584
FAILURE TO MAINTAIN FINANCIAL RESPONSIBILITY	2,565	2,721	2,749	8,035
STATE REGISTRATION LAW	2,116	3,786	1,966	7,868
FAILURE TO APPEAR	1,296	790	4,176	6,262
FAILURE TO FASTEN SEAT BELT	2,048	1,471	1,299	4,818
DEFECTIVE VEHICLE	506	1,093	1,551	3,150
PROHIBITED GLASS COATING	233	887	1,579	2,699

WHITE (Top 10 voilations)				
Offense_Category	2018	2019	2020	Grand Total
SPEEDING	9,506	11,026	12,166	32,698
DRIVERS LICENSE	2,919	4,815	4,745	12,479
TRAFFIC VIOLATIONS	3,513	3,732	3,071	10,316
PUBLIC INTOXICATION	3,353	3,239	2,650	9,242
STATE REGISTRATION LAW	1,671	3,610	1,512	6,793
FAILURE TO MAINTAIN FINANCIAL RESPONSIBILITY	1,383	1,784	1,895	5,062
ANIMAL/PET RELATED	2,016	2,393	496	4,905
ASSAULT THREATS	1,079	1,399	1,531	4,009
FAILURE TO APPEAR	703	708	1,616	3,027
FAILURE TO FASTEN SEAT BELT	1,035	721	573	2,329

NATIVE AMERICAN (Top 10 voilations)				
Offense_Category	2018	2019	2020	Grand Total
PUBLIC INTOXICATION	8	11	2	21
ANIMAL/PET RELATED	7		3	10
ASSAULT THREATS	4	3	2	9
DRIVERS LICENSE	3	4	1	8
STATE REGISTRATION LAW	2	1	1	4
PROHIBITED GLASS COATING			2	2
DEFECTIVE VEHICLE			2	2
SPEEDING	1	1		2
MANIFESTING PURPOSE OF PROSTITUTION	1		1	2
OTHER VIOLATIONS		1	1	2

CRIMINAL CITATION ANALYSIS

Zip Code Analysis

ATTACHMENT 2

All 3 Years (2018 to 2020)					
COD ZipCode	# Citations	# Citations (Paid)	# Citations (Unpaid)	Value of Unpaid	Avg Due Amt
75217	33,380	19,757	13,623	\$ 5,794,927	\$ 425
75216	31,292	16,297	14,995	\$ 6,536,626	\$ 436
75211	24,532	15,867	8,665	\$ 3,573,798	\$ 412
75227	22,290	13,762	8,528	\$ 3,573,714	\$ 419
75228	19,080	11,886	7,194	\$ 2,971,800	\$ 413
75241	13,992	6,741	7,251	\$ 3,191,491	\$ 440
75224	12,879	7,687	5,192	\$ 2,239,439	\$ 431
75212	12,479	7,289	5,190	\$ 2,198,540	\$ 424
75215	10,455	4,987	5,468	\$ 2,393,051	\$ 438
75232	10,338	5,976	4,362	\$ 1,848,592	\$ 424
75243	10,063	4,460	5,603	\$ 2,934,357	\$ 524
75201	10,045	5,413	4,632	\$ 2,057,487	\$ 444
75220	8,675	5,600	3,075	\$ 1,262,817	\$ 411
75208	8,077	5,085	2,992	\$ 1,258,656	\$ 421
75231	7,940	5,218	2,722	\$ 1,156,933	\$ 425
75203	6,871	3,716	3,155	\$ 1,368,087	\$ 434
75237	6,058	2,447	3,611	\$ 1,586,816	\$ 439
75233	5,623	3,461	2,162	\$ 904,981	\$ 419
75253	5,173	3,434	1,739	\$ 803,989	\$ 462
75214	5,165	4,014	1,151	\$ 486,963	\$ 423
75223	4,977	3,229	1,748	\$ 748,525	\$ 428
75210	4,956	2,286	2,670	\$ 1,172,749	\$ 439
75229	4,574	3,709	865	\$ 371,209	\$ 429
75204	4,570	3,181	1,389	\$ 594,797	\$ 428
75238	4,463	2,994	1,469	\$ 601,491	\$ 409
75218	3,829	2,990	839	\$ 366,132	\$ 436
75206	3,690	2,937	753	\$ 314,722	\$ 418
75236	3,549	2,043	1,506	\$ 649,832	\$ 431
75235	3,310	2,180	1,130	\$ 513,704	\$ 455
75240	3,272	2,225	1,047	\$ 448,629	\$ 428
75219	3,011	2,137	874	\$ 377,873	\$ 432
75287	2,975	1,932	1,043	\$ 480,167	\$ 460
75230	2,887	2,387	500	\$ 214,581	\$ 429
75248	2,456	2,046	410	\$ 180,333	\$ 440
75209	2,442	1,835	607	\$ 262,109	\$ 432
75254	2,257	1,493	764	\$ 337,488	\$ 442
75249	2,100	1,602	498	\$ 223,733	\$ 449
75052	2,050	1,431	619	\$ 264,991	\$ 428
75234	1,689	1,199	490	\$ 210,091	\$ 429
75225	1,479	938	541	\$ 228,617	\$ 423
75252	1,372	1,255	117	\$ 49,168	\$ 420
75051	1,294	1,008	286	\$ 130,307	\$ 456
75226	1,080	665	415	\$ 192,097	\$ 463
75244	852	677	175	\$ 69,699	\$ 398
75202	748	431	317	\$ 137,782	\$ 435
75246	555	371	184	\$ 80,444	\$ 437
75251	440	320	120	\$ 54,801	\$ 457
75207	405	270	135	\$ 60,687	\$ 450
75019	391	349	42	\$ 21,132	\$ 503
75247	325	169	156	\$ 73,658	\$ 472
Grand Total	336,405	203,386	133,019	\$ 57,574,612	\$ 433

2018					
COD ZipCode	# Citations	# Citations (Paid)	# Citations (Unpaid)	Value of Unpaid	Avg Due Amt
75217	10,948	3,285	7,663	\$ 1,500,659	\$ 196
75216	9,206	3,397	5,809	\$ 1,592,337	\$ 274
75211	6,375	1,811	4,564	\$ 797,550	\$ 175
75227	7,398	1,937	5,461	\$ 891,986	\$ 163
75228	6,040	1,671	4,369	\$ 733,980	\$ 168
75241	4,329	1,780	2,549	\$ 836,916	\$ 328
75224	3,407	1,100	2,307	\$ 499,610	\$ 217
75212	3,648	1,158	2,490	\$ 532,581	\$ 214
75215	3,291	1,326	1,965	\$ 625,194	\$ 318
75232	2,973	1,112	1,861	\$ 532,194	\$ 286
75243	3,168	1,080	2,088	\$ 490,909	\$ 235
75201	3,994	1,924	2,070	\$ 1,065,593	\$ 515

2019					
COD ZipCode	# Citations	# Citations (Paid)	# Citations (Unpaid)	Value of Unpaid	Avg Due Amt
75217	11,104	3,853	7,251	\$ 1,818,144	\$ 251
75216	11,835	4,847	6,988	\$ 2,264,753	\$ 324
75211	11,080	3,291	7,789	\$ 1,446,171	\$ 186
75227	7,011	2,289	4,722	\$ 1,044,977	\$ 221
75228	6,158	1,964	4,194	\$ 898,965	\$ 214
75241	4,902	2,240	2,662	\$ 1,053,188	\$ 396
75224	5,527	1,881	3,646	\$ 876,412	\$ 240
75212	4,728	1,736	2,992	\$ 785,924	\$ 263
75215	3,591	1,606	1,985	\$ 757,747	\$ 382
75232	4,084	1,617	2,467	\$ 767,572	\$ 311
75243	3,648	1,289	2,359	\$ 610,432	\$ 259
75201	3,482	1,931	1,551	\$ 1,040,601	\$ 671

2020					
COD ZipCode	# Citations	# Citations (Paid)	# Citations (Unpaid)	Value of Unpaid	Avg Due Amt
75217	11,328	6,485	4,843	\$ 2,476,124	\$ 511
75216	10,251	6,751	3,500	\$ 2,679,536	\$ 766
75211	7,077	3,563	3,514	\$ 1,330,077	\$ 379
75227	7,881	4,302	3,579	\$ 1,636,751	\$ 457
75228	6,882	3,559	3,323	\$ 1,338,855	\$ 403
75241	4,761	3,231	1,530	\$ 1,301,387	\$ 851
75224	3,945	2,211	1,734	\$ 863,417	\$ 498
75212	4,103	2,296	1,807	\$ 880,035	\$ 487
75215	3,573	2,536	1,037	\$ 1,010,109	\$ 974
75232	2,988	1,903	1,085	\$ 757,720	\$ 698
75243	3,522	1,993	1,529	\$ 747,251	\$ 489
75201	2,587	1,748	839	\$ 828,163	\$ 987

CRIMINAL CITATION ANALYSIS

ATTACHMENT 2

Zip Code and Offense Type Analysis

All 3 Years (2018 to 2020) # Citations	Offense Category									
Zip Code	SPEEDING	DRIVERS LICENSE	ANIMAL/PET RELATED	FAILURE TO MAINTAIN FINANCIAL RESPONSIBILITY	STATE REGISTRATION LAW	FAILURE TO APPEAR	TRAFFIC VIOLATIONS	PUBLIC INTOXICATION	ASSAULT THREATS	FAILURE TO FASTEN SEAT BELT
75217	7,444	7,251	5,998	2,164	1,489	1,664	1,505	664	1,024	1,060
75216	7,338	6,624	4,738	2,195	1,449	1,694	1,530	804	1,227	1,048
75211	6,066	5,589	2,805	1,271	1,562	1,241	1,161	531	497	493
75227	6,265	4,616	2,970	1,350	1,093	990	1,152	411	659	813
75228	5,149	3,678	1,714	1,200	1,205	877	1,550	455	682	844
75241	3,629	2,649	1,594	1,207	719	768	614	419	702	490
75224	3,256	2,708	1,385	780	781	572	753	378	396	389
75212	3,187	2,308	2,312	745	656	642	485	294	326	295
75215	2,044	2,159	1,417	787	661	567	455	370	579	433
75232	2,534	1,850	1,510	749	590	465	497	253	363	351
75243	2,335	1,972	335	1,041	779	698	801	296	628	304
75201	654	353	91	200	213	886	429	3,874	429	96

# Citations in 2018	Offense Category									
Zip Code	SPEEDING	DRIVERS LICENSE	ANIMAL/PET RELATED	FAILURE TO MAINTAIN FINANCIAL RESPONSIBILITY	STATE REGISTRATION LAW	FAILURE TO APPEAR	TRAFFIC VIOLATIONS	PUBLIC INTOXICATION	ASSAULT THREATS	FAILURE TO FASTEN SEAT BELT
75217	2,144	2,022	2,577	677	479	330	551	237	353	437
75216	1,768	1,730	1,765	656	378	413	521	290	417	451
75211	1,534	1,404	1,022	354	358	284	242	198	146	178
75227	1,979	1,304	1,347	431	336	177	387	154	227	348
75228	1,637	1,085	723	382	392	197	335	159	205	354
75241	1,089	733	630	363	196	167	173	157	211	223
75224	808	665	451	211	184	126	209	153	135	166
75212	787	605	990	216	159	157	141	105	105	138
75215	491	608	555	245	209	142	138	166	203	162
75232	672	517	526	220	160	98	144	100	123	143
75243	587	626	110	355	299	127	250	98	178	134
75201	197	111	39	62	61	330	131	1,721	117	52

# Citations in 2019	Offense Category									
Zip Code	SPEEDING	DRIVERS LICENSE	ANIMAL/PET RELATED	FAILURE TO MAINTAIN FINANCIAL RESPONSIBILITY	STATE REGISTRATION LAW	FAILURE TO APPEAR	TRAFFIC VIOLATIONS	PUBLIC INTOXICATION	ASSAULT THREATS	FAILURE TO FASTEN SEAT BELT
75217	2,106	2,407	2,794	674	642	210	436	225	317	341
75216	2,671	2,462	2,556	721	677	305	546	255	384	312
75211	3,006	2,619	1,423	449	776	304	546	189	166	172
75227	1,642	1,488	1,347	405	514	138	315	129	215	232
75228	1,387	1,143	860	349	594	124	598	149	239	199
75241	1,196	934	699	404	322	147	234	136	254	143
75224	1,423	1,158	766	293	401	115	349	114	137	109
75212	1,139	961	1,080	258	339	97	176	74	118	69
75215	566	742	725	261	305	84	129	120	192	122
75232	1,043	729	853	261	301	93	177	73	117	114
75243	795	710	192	349	356	88	318	92	213	106
75201	232	120	38	69	111	314	167	1,230	145	25

# Citations in 2020	Offense Category									
Zip Code	SPEEDING	DRIVERS LICENSE	ANIMAL/PET RELATED	FAILURE TO MAINTAIN FINANCIAL RESPONSIBILITY	STATE REGISTRATION LAW	FAILURE TO APPEAR	TRAFFIC VIOLATIONS	PUBLIC INTOXICATION	ASSAULT THREATS	FAILURE TO FASTEN SEAT BELT
75217	3,194	2,822	627	813	368	1,124	518	202	354	282
75216	2,899	2,432	417	818	394	976	463	259	426	285
75211	1,526	1,566	360	468	428	653	373	144	185	143
75227	2,644	1,824	276	514	243	675	450	128	217	233
75228	2,125	1,450	131	469	219	556	617	147	238	291
75241	1,344	982	265	440	201	454	207	126	237	124
75224	1,025	885	168	276	196	331	195	111	124	114
75212	1,261	742	242	271	158	388	168	115	103	88
75215	987	809	137	281	147	341	188	84	184	149
75232	819	604	131	268	129	274	176	80	123	94
75243	953	636	33	337	124	483	233	106	237	64
75201	225	122	14	69	41	242	131	923	167	19