

**RECEIVED**

**2022 MAY -6 AM 10: 56**

**CITY SECRETARY  
DALLAS, TEXAS**

## **City of Dallas**

*1500 Marilla Street,  
Council Chambers, 6th Floor  
Dallas, Texas 75201*

## **Public Notice**

**220479**

**POSTED** CITY SECRETARY  
DALLAS, TX



## **Public Safety Committee**

**May 9, 2022**

**1:00 PM**

## 2022 CITY COUNCIL APPOINTMENTS

COUNCIL COMMITTEE	
<b>ECONOMIC DEVELOPMENT</b> Atkins (C), Arnold (VC), McGough, Narvaez, Resendez, West, Willis	<b>ENVIRONMENT AND SUSTAINABILITY</b> Blackmon(C), Ridley (VC), Arnold, Bazaldua, Resendez, Schultz, West
<b>GOVERNMENT PERFORMANCE AND FINANCIAL MANAGEMENT</b> Mendelsohn (C), Willis (VC), Atkins, Bazaldua, McGough, Ridley, West	<b>HOUSING AND HOMELESSNESS SOLUTIONS</b> Thomas (C), Moreno (VC), Arnold, Blackmon, Mendelsohn, Ridley, Schultz
<b>PUBLIC SAFETY</b> McGough (C), Mendelsohn (VC), Atkins, Moreno, Resendez, Thomas, Willis	<b>QUALITY OF LIFE, ARTS, AND CULTURE</b> Bazaldua (C), West (VC), Arnold, Blackmon, Narvaez, Ridley, Thomas
<b>TRANSPORTATION AND INFRASTRUCTURE</b> Narvaez (C), Atkins (VC), Bazaldua, Mendelsohn, Moreno, Schultz, Willis	<b>WORKFORCE, EDUCATION, AND EQUITY</b> Schultz (C), Thomas (VC), Blackmon, McGough, Moreno, Narvaez, Resendez
<b>AD HOC JUDICIAL NOMINATING COMMITTEE</b> Resendez (C), Arnold, Bazaldua, Ridley, Thomas, West, Willis	<b>AD HOC LEGISLATIVE AFFAIRS</b> Atkins (C), McGough, Mendelsohn, Narvaez, Willis
<b>AD HOC COMMITTEE ON COVID-19 RECOVERY AND ASSISTANCE</b> Thomas (C), Atkins, Mendelsohn, Moreno, Ridley	<b>AD HOC COMMITTEE ON GENERAL INVESTIGATING &amp; ETHICS</b> Mendelsohn (C), Atkins, Blackmon, McGough, Schultz

(C) – Chair, (VC) – Vice Chair

Note: A quorum of the Dallas City Council may attend this Council Committee meeting.

## **General Information**

The Dallas City Council regularly meets on Wednesdays beginning at 9:00 a.m. in the Council Chambers, 6th floor, City Hall, 1500 Marilla. Council agenda meetings are broadcast live on WRR-FM radio (101.1 FM) and on Time Warner City Cable Channel 16. Briefing meetings are held the first and third Wednesdays of each month. Council agenda (voting) meetings are held on the second and fourth Wednesdays. Anyone wishing to speak at a meeting should sign up with the City Secretary's Office by calling (214) 670-3738 by 5:00 p.m. of the last regular business day preceding the meeting. Citizens can find out the name of their representative and their voting district by calling the City Secretary's Office.

Sign interpreters are available upon request with a 48-hour advance notice by calling (214) 670-5208 V/TDD. The City of Dallas is committed to compliance with the Americans with Disabilities Act. **The Council agenda is available in alternative formats upon request.**

If you have any questions about this agenda or comments or complaints about city services, call 311.

## **Rules of Courtesy**

City Council meetings bring together citizens of many varied interests and ideas. To insure fairness and orderly meetings, the Council has adopted rules of courtesy which apply to all members of the Council, administrative staff, news media, citizens and visitors. These procedures provide:

- That no one shall delay or interrupt the proceedings, or refuse to obey the orders of the presiding officer.
- All persons should refrain from private conversation, eating, drinking and smoking while in the Council Chamber.
- Posters or placards must remain outside the Council Chamber.
- No cellular phones or audible beepers allowed in Council Chamber while City Council is in session.

"Citizens and other visitors attending City Council meetings shall observe the same rules of propriety, decorum and good conduct applicable to members of the City Council. Any person making personal, impertinent, profane or slanderous remarks or who becomes boisterous while addressing the City Council or while

## **Información General**

El Ayuntamiento de la Ciudad de Dallas se reúne regularmente los miércoles en la Cámara del Ayuntamiento en el sexto piso de la Alcaldía, 1500 Marilla, a las 9 de la mañana. Las reuniones informativas se llevan a cabo el primer y tercer miércoles del mes. Estas audiencias se transmiten en vivo por la estación de radio WRR-FM 101.1 y por cablevisión en la estación *Time Warner City Cable* Canal 16. El Ayuntamiento Municipal se reúne en el segundo y cuarto miércoles del mes para tratar asuntos presentados de manera oficial en la agenda para su aprobación. Toda persona que desee hablar durante la asamblea del Ayuntamiento, debe inscribirse llamando a la Secretaría Municipal al teléfono (214) 670-3738, antes de las 5:00 pm del último día hábil anterior a la reunión. Para enterarse del nombre de su representante en el Ayuntamiento Municipal y el distrito donde usted puede votar, favor de llamar a la Secretaría Municipal.

Intérpretes para personas con impedimentos auditivos están disponibles si lo solicita con 48 horas de anticipación llamando al (214) 670-5208 (aparato auditivo V/TDD). La Ciudad de Dallas se esfuerza por cumplir con el decreto que protege a las personas con impedimentos, *Americans with Disabilities Act*. **La agenda del Ayuntamiento está disponible en formatos alternos si lo solicita.**

Si tiene preguntas sobre esta agenda, o si desea hacer comentarios o presentar quejas con respecto a servicios de la Ciudad, llame al 311.

## **Reglas de Cortesía**

Las asambleas del Ayuntamiento Municipal reúnen a ciudadanos de diversos intereses e ideologías. Para asegurar la imparcialidad y el orden durante las asambleas, el Ayuntamiento ha adoptado ciertas reglas de cortesía que aplican a todos los miembros del Ayuntamiento, al personal administrativo, personal de los medios de comunicación, a los ciudadanos, y a visitantes. Estos reglamentos establecen lo siguiente:

- Ninguna persona retrasará o interrumpirá los procedimientos, o se negará a obedecer las órdenes del oficial que preside la asamblea.
- Todas las personas deben abstenerse de entablar conversaciones, comer, beber y fumar dentro de la cámara del Ayuntamiento.
- Anuncios y pancartas deben permanecer fuera de la cámara del Ayuntamiento.
- No se permite usar teléfonos celulares o enlaces electrónicos (*paggers*) audibles en la cámara del Ayuntamiento durante audiencias del Ayuntamiento Municipal

"Los ciudadanos y visitantes presentes durante las

attending the City Council meeting shall be removed from the room if the sergeant-at-arms is so directed by the presiding officer, and the person shall be barred from further audience before the City Council during that session of the City Council. If the presiding officer fails to act, any member of the City Council may move to require enforcement of the rules, and the affirmative vote of a majority of the City Council shall require the presiding officer to act." Section 3.3(c) of the City Council Rules of Procedure.

asambleas del Ayuntamiento Municipal deben de obedecer las mismas reglas de comportamiento, decoro y buena conducta que se aplican a los miembros del Ayuntamiento Municipal. Cualquier persona que haga comentarios impertinentes, utilice vocabulario obsceno o difamatorio, o que al dirigirse al Ayuntamiento lo haga en forma escandalosa, o si causa disturbio durante la asamblea del Ayuntamiento Municipal, será expulsada de la cámara si el oficial que este presidiendo la asamblea así lo ordena. Además, se le prohibirá continuar participando en la audiencia ante el Ayuntamiento Municipal. Si el oficial que preside la asamblea no toma acción, cualquier otro miembro del Ayuntamiento Municipal puede tomar medidas para hacer cumplir las reglas establecidas, y el voto afirmativo de la mayoría del Ayuntamiento Municipal precisara al oficial que este presidiendo la sesión a tomar acción." Según la sección 3.3 (c) de las reglas de procedimientos del Ayuntamiento.



## **Handgun Prohibition Notice for Meetings** **of Governmental Entities**

"Pursuant to Section 30.06, Penal Code (trespass by license holder with a concealed handgun), a person licensed under Subchapter H, Chapter 411, Government Code (handgun licensing law), may not enter this property with a concealed handgun."

*"De acuerdo con la sección 30.06 del código penal (ingreso sin autorización de un titular de una licencia con una pistola oculta), una persona con licencia según el subcapítulo h, capítulo 411, código del gobierno (ley sobre licencias para portar pistolas), no puede ingresar a esta propiedad con una pistola oculta."*

"Pursuant to Section 30.07, Penal Code (trespass by license holder with an openly carried handgun), a person licensed under Subchapter H, Chapter 411, Government Code (handgun licensing law), may not enter this property with a handgun that is carried openly."

*"De acuerdo con la sección 30.07 del código penal (ingreso sin autorización de un titular de una licencia con una pistola a la vista), una persona con licencia según el subcapítulo h, capítulo 411, código del gobierno (ley sobre licencias para portar pistolas), no puede ingresar a esta propiedad con una pistola a la vista."*

"Pursuant to Section 46.03, Penal Code (places weapons prohibited), a person may not carry a firearm or other weapon into any open meeting on this property."

*"De conformidad con la Sección 46.03, Código Penal (coloca armas prohibidas), una persona no puede llevar un arma de fuego u otra arma a ninguna reunión abierta en esta propiedad."*

The City Council Public Safety meeting will be held by videoconference and in the Council Chambers, 6th Floor at City Hall.

The public is encouraged to attend the meeting virtually; however, City Hall is available for those wishing to attend the meeting in person following all current pandemic-related public health protocols.

The following videoconference link is available to the public to listen to the meeting and Public Affairs and Outreach will also stream the City Council Briefing on Spectrum Cable Channel 95 and [bit.ly/cityofDallasTV](https://cityofDallasTV.com):

<https://dallascityhall.webex.com/dallascityhall/onstage/g.php?MTID=e2671b449216298d9860cd0cc2c408df4>

## CALL TO ORDER

### MINUTES

- A. [22-961](#) Approval of the April 11, 2022 Minutes

**Attachments:** [Minutes](#)

### BRIEFING ITEMS

- B. [22-962](#) Violent Crime Reduction Plan Update  
[Eddie Garcia, Chief of Police, Dallas Police Department]

**Attachments:** [Presentation](#)

- C. [22-1103](#) Proposed Commercial Promoters Ordinance  
[Michael Igo, Assistant Chief, Dallas Police Department]

**Attachments:** [Memorandum](#)  
[Presentation](#)  
[Ordinance](#)

- D. [22-1087](#) Police Academy Update  
[Catrina Shead, Assistant Chief, Dallas Police Department]

**Attachments:** [Presentation](#)

- E. [22-628](#) Memorials for Fallen First Responders Update  
[Randall B. Stidham, Fire Assistant Chief, Stephen Williams, Major of Police, Dallas Fire-Rescue & Dallas Police Department]

**Attachments:** [Presentation](#)

- F. [22-1090](#) Dallas Fire Rescue Opioid Response Team  
[Dominique Artis, Fire Chief, Dallas Fire Rescue]

**Attachments:** [Presentation](#)

- G.     [22-966](#)     Public Safety Dashboards  
                    [Jon Fortune, Deputy City Manager, City Manager's Office]

**Attachments:**    [Presentation](#)

**BRIEFING BY MEMORANDUM**

- H.     [22-1088](#)     May 11, 2022, Council Agenda Item #17; 22-866 Authorize a five-year collection contract, with two one-year renewal options, for the billing, collection and reporting of emergency ambulance fees for Fire-Rescue Department with Digitech Computer, LLC through an interlocal agreements with The City of Bryan, Texas- Estimated Annual Net Revenue: General Fund \$27,600,000  
                    [Dominique Artis, Fire Chief, Dallas Fire-Rescue Department]

**Attachments:**    [Memorandum](#)

- I.     [22-1089](#)     May 25, 2022, City Council Draft Agenda Item #29; 22-1116 Authorize (1) the purchase of twenty-five ballistic shields for the Police Department with Galls Inc. through The Local Government Purchasing Cooperative (BuyBoard) agreement in the amount of \$166,880.00; and (2) a two-year master agreement for the purchase of protective gas masks and related parts for the Police Department with Safeware, Inc. through the Omnia Partners cooperative agreement in an estimated amount of \$1,176,873.75 - Total not to exceed \$1,343,753.75- Financing: General Fund (\$771,809.92), 2020 Homeland Security-Urban Area Security Initiative 20-22 (\$384,656.25), 2021 Homeland Security-Urban Area Security Initiative 21-23 (\$100,177.08) and Coronavirus State and Local Fiscal Recovery Funds (\$87,110.50)  
                    [Eddie Garcia, Chief of Police, Dallas Police Department]

**Attachments:**    [Memorandum](#)

**ADJOURNMENT**

**EXECUTIVE SESSION NOTICE**

A closed executive session may be held if the discussion of any of the above agenda items concerns one of the following:

1. seeking the advice of its attorney about pending or contemplated litigation, settlement offers, or any matter in which the duty of the attorney to the City Council under the Texas Disciplinary Rules of Professional Conduct of the State Bar of Texas clearly conflicts with the Texas Open Meetings Act. [Tex. Govt. Code §551.071]
2. deliberating the purchase, exchange, lease, or value of real property if deliberation in an open meeting would have a detrimental effect on the position of the city in negotiations with a third person. [Tex. Govt. Code §551.072]
3. deliberating a negotiated contract for a prospective gift or donation to the city if deliberation in an open meeting would have a detrimental effect on the position of the city in negotiations with a third person. [Tex. Govt. Code §551.073]
4. deliberating the appointment, employment, evaluation, reassignment, duties, discipline, or dismissal of a public officer or employee; or to hear a complaint or charge against an officer or employee unless the officer or employee who is the subject of the deliberation or hearing requests a public hearing. [Tex. Govt. Code §551.074]
5. deliberating the deployment, or specific occasions for implementation, of security personnel or devices. [Tex. Govt. Code §551.076]
6. discussing or deliberating commercial or financial information that the city has received from a business prospect that the city seeks to have locate, stay or expand in or near the city and with which the city is conducting economic development negotiations; or deliberating the offer of a financial or other incentive to a business prospect. [Tex Govt. Code §551.087]
7. deliberating security assessments or deployments relating to information resources technology, network security information, or the deployment or specific occasions for implementations of security personnel, critical infrastructure, or security devices. [Tex Govt. Code §551.089]

MINUTES OF THE CITY COUNCIL COMMITTEE  
MONDAY, APRIL 11, 2022

22-0015

PUBLIC SAFETY COMMITTEE  
CITY COUNCIL CHAMBER, CITY HALL/VIDEO CONFERENCE  
COUNCILMEMBER ADAM MCGOUGH, PRESIDING

PRESENT: [7] McGough, Mendelsohn, Atkins, Moreno (\*\*1:03 p.m.), \*Resendez (\*\*1:04 p.m.), Thomas, Willis

ABSENT: [0]

The meeting was called to order at 1:01 p.m. with a quorum of the committee present.

The meeting agenda, posted in accordance with Chapter 551, "OPEN MEETINGS," of the Texas Government Code, was presented.

After all business properly brought before the committee had been considered, the meeting adjourned at 3:27 p.m.

\_\_\_\_\_  
Chair

ATTEST:

\_\_\_\_\_  
City Secretary Staff

\_\_\_\_\_  
Date Approved

The agenda is attached to the minutes of this meeting as EXHIBIT A.

The actions taken on each matter considered by the committee are attached to the minutes of this meeting as EXHIBIT B.

The briefing materials are attached to the minutes of this meeting as EXHIBIT C.

**\*Note: Members of the Committee participated in this meeting by video conference.**

**\*\* Note: Indicates arrival time after meeting called to order/reconvened.**

MINUTES OF THE CITY COUNCIL COMMITTEE  
MONDAY, APRIL 11, 2022

EXHIBIT A

**RECEIVED**

**2022 APR -8 AM 11:22**

**CITY SECRETARY  
DALLAS, TEXAS**

## **City of Dallas**

*1500 Marilla Street,  
Council Chambers, 6th Floor  
Dallas, Texas 75201*

## **Public Notice**

**220386**

**POSTED** CITY SECRETARY  
DALLAS, TX



## **Public Safety Committee**

**April 11, 2022**

**1:00 PM**

## 2022 CITY COUNCIL APPOINTMENTS

COUNCIL COMMITTEE	
<b>ECONOMIC DEVELOPMENT</b> Atkins (C), Arnold (VC), McGough, Narvaez, Resendez, West, Willis	<b>ENVIRONMENT AND SUSTAINABILITY</b> Blackmon(C), Ridley (VC), Arnold, Bazaldua, Resendez, Schultz, West
<b>GOVERNMENT PERFORMANCE AND FINANCIAL MANAGEMENT</b> Mendelsohn (C), Willis (VC), Atkins, Bazaldua, McGough, Ridley, West	<b>HOUSING AND HOMELESSNESS SOLUTIONS</b> Thomas (C), Moreno (VC), Arnold, Blackmon, Mendelsohn, Ridley, Schultz
<b>PUBLIC SAFETY</b> McGough (C), Mendelsohn (VC), Atkins, Moreno, Resendez, Thomas, Willis	<b>QUALITY OF LIFE, ARTS, AND CULTURE</b> Bazaldua (C), West (VC), Arnold, Blackmon, Narvaez, Ridley, Thomas
<b>TRANSPORTATION AND INFRASTRUCTURE</b> Narvaez (C), Atkins (VC), Bazaldua, Mendelsohn, Moreno, Schultz, Willis	<b>WORKFORCE, EDUCATION, AND EQUITY</b> Schultz (C), Thomas (VC), Blackmon, McGough, Moreno, Narvaez, Resendez
<b>AD HOC JUDICIAL NOMINATING COMMITTEE</b> Resendez (C), Arnold, Bazaldua, Ridley, Thomas, West, Willis	<b>AD HOC LEGISLATIVE AFFAIRS</b> Atkins (C), McGough, Mendelsohn, Narvaez, Willis
<b>AD HOC COMMITTEE ON COVID-19 RECOVERY AND ASSISTANCE</b> Thomas (C), Atkins, Mendelsohn, Moreno, Ridley	<b>AD HOC COMMITTEE ON GENERAL INVESTIGATING &amp; ETHICS</b> Mendelsohn (C), Atkins, Blackmon, McGough, Schultz

(C) – Chair, (VC) – Vice Chair

### Handgun Prohibition Notice for Meetings of Governmental Entities

"Pursuant to Section [30.06](#), Penal Code (trespass by license holder with a concealed handgun), a person licensed under Subchapter H, Chapter 411, Government Code (handgun licensing law), may not enter this property with a concealed handgun."

"De acuerdo con la sección [30.06](#) del código penal (ingreso sin autorización de un titular de una licencia con una pistola oculta), una persona con licencia según el subcapítulo h, capítulo 411, código del gobierno (ley sobre licencias para portar pistolas), no puede ingresar a esta propiedad con una pistola oculta."

"Pursuant to Section [30.07](#), Penal Code (trespass by license holder with an openly carried handgun), a person licensed under Subchapter H, Chapter 411, Government Code (handgun licensing law), may not enter this property with a handgun that is carried openly."

"De acuerdo con la sección [30.07](#) del código penal (ingreso sin autorización de un titular de una licencia con una pistola a la vista), una persona con licencia según el subcapítulo h, capítulo 411, código del gobierno (ley sobre licencias para portar pistolas), no puede ingresar a esta propiedad con una pistola a la vista."

"Pursuant to Section [46.03](#), Penal Code (places weapons prohibited), a person may not carry a firearm or other weapon into any open meeting on this property."

"De conformidad con la Sección [46.03](#), Código Penal (coloca armas prohibidas), una persona no puede llevar un arma de fuego u otra arma a ninguna reunión abierta en esta propiedad."

Note: A quorum of the Dallas City Council may attend this Council Committee meeting.



The Public Safety Committee meeting will be held by videoconference and in the City Council Chambers, 6th Floor at City Hall.

Members of the public are encouraged to attend the meeting virtually; however, City Hall is available for those wishing to attend the meeting in person following all current pandemic-related public health protocols.

The meeting will be broadcast live on Spectrum Cable Channel 16 and Online at [bit.ly/cityofdallastv](https://bit.ly/cityofdallastv).

Members of the public may also listen to the meeting as an attendee at the following videoconference link: <https://dallascityhall.webex.com/dallascityhall/onstage/g.php?MTID=e98e6b51d16c32b4595ac24f580c4a3b0>

## CALL TO ORDER

### MINUTES

- A. [22-770](#) Approval of the March 8, 2022 Minutes

**Attachments:** [Minutes](#)

### BRIEFING ITEMS

- B. [22-773](#) Overview of Recent Public Safety Concerns of Promoted Events  
[Eddie Garcia, Chief of Police, Dallas Police Department]

**Attachments:** [Memorandum](#)

- C. [22-771](#) Violent Crime Reduction Plan Update  
[Paul Junger, Major of Police, Dallas Police Department]

**Attachments:** [Presentation](#)

- D. [22-828](#) Illegal Paper Registration Tags Update  
[Reuben G. Ramirez, Assistant Chief, Dallas Police Department]

**Attachments:** [Presentation](#)

- E. [22-830](#) Boarding Home Ordinance Changes  
[Andres Espinoza, Interim Director, Code Compliance]

**Attachments:** [Presentation](#)

- F. [22-829](#) Jail Contract with Dallas County  
[Gloria Lopez Carter, Director, Court and Detention Services]

**Attachments:** [Presentation](#)

- G. [22-831](#) Public Safety Dashboards  
[Jon Fortune, Deputy City Manager, City Manager's Office]

**Attachments:** [Presentation](#)

### BRIEFING BY MEMORANDUM

- H. [22-841](#) Dallas Fire-Rescue Facility Construction and Academy Facility Update  
[Dominique Artis, Chief of Fire, Dallas Fire Rescue]

**Attachments:** [Memorandum](#)

- I. [22-842](#) Dallas Fire- Rescue Locution Project Update  
[Dominique Artis, Chief of Fire, Dallas Fire Rescue]

**Attachments:** [Memorandum](#)

- J. [22-843](#) Outdoor Warning System Status Report  
[Rocky Vaz, Director, Office of Emergency Management]

**Attachments:** [Memorandum](#)

- K. [22-911](#) April 13, 2022, Council Agenda Item #53; 22-697 Authorize the purchase of four medical rescue all-terrain vehicles for Fire-Rescue Department - Alternative Support Apparatus, LLC, only bidder - Not to exceed \$279,520 - Financing: Homeland Security- Urban Area Security Initiative 21-23 Fund  
[Jon Fortune, Deputy City Manager, City Manager's Office]

**Attachments:** [Memorandum](#)

- L. [22-912](#) April 13, 2022, Council Agenda Item #57; 22-702 Authorize Supplemental Agreement No. 12 to exercise the first of three one-year renewal options to the service contract with SBC Global Services, Inc. dba AT&T Global Services for continues maintenance and support to City's 9-1-1 telephone system infrastructure - Not to exceed \$1,951,225.06 - Financing: 9-1-1 System Operations fund (subject to annual appropriations)  
[Jon Fortune, Deputy City Manager, City Manager's Office]

**Attachments:** [Memorandum](#)

## ADJOURNMENT

**EXECUTIVE SESSION NOTICE**

A closed executive session may be held if the discussion of any of the above agenda items concerns one of the following:

1. seeking the advice of its attorney about pending or contemplated litigation, settlement offers, or any matter in which the duty of the attorney to the City Council under the Texas Disciplinary Rules of Professional Conduct of the State Bar of Texas clearly conflicts with the Texas Open Meetings Act. [Tex. Govt. Code §551.071]
2. deliberating the purchase, exchange, lease, or value of real property if deliberation in an open meeting would have a detrimental effect on the position of the city in negotiations with a third person. [Tex. Govt. Code §551.072]
3. deliberating a negotiated contract for a prospective gift or donation to the city if deliberation in an open meeting would have a detrimental effect on the position of the city in negotiations with a third person. [Tex. Govt. Code §551.073]
4. deliberating the appointment, employment, evaluation, reassignment, duties, discipline, or dismissal of a public officer or employee; or to hear a complaint or charge against an officer or employee unless the officer or employee who is the subject of the deliberation or hearing requests a public hearing. [Tex. Govt. Code §551.074]
5. deliberating the deployment, or specific occasions for implementation, of security personnel or devices. [Tex. Govt. Code §551.076]
6. discussing or deliberating commercial or financial information that the city has received from a business prospect that the city seeks to have locate, stay or expand in or near the city and with which the city is conducting economic development negotiations; or deliberating the offer of a financial or other incentive to a business prospect. [Tex Govt. Code §551.087]
7. deliberating security assessments or deployments relating to information resources technology, network security information, or the deployment or specific occasions for implementations of security personnel, critical infrastructure, or security devices. [Tex Govt. Code §551.089]

MINUTES OF THE CITY COUNCIL COMMITTEE  
MONDAY, APRIL 11, 2022

EXHIBIT B

OFFICIAL ACTION OF THE CITY COUNCIL COMMITTEE

APRIL 11, 2022

Item A: Approval of the March 8, 2022 Minutes

Councilmember Thomas moved to adopt the minutes as presented.

Motion seconded by Councilmember Mendelsohn and unanimously adopted. (Resendez, Moreno absent when vote taken)

OFFICIAL ACTION OF THE CITY COUNCIL COMMITTEE

APRIL 11, 2022

BRIEFING ITEM

Item B: Overview of Recent Public Safety Concerns of Promoted Events

The following individuals briefed the committee on the item:

- Phillips Rhodes, Police Senior Corporal, Dallas Police Department;
- Eddie Garcia, Chief of Police, Dallas Police Department;
- Albert Martinez, Designated Executive Assistant Chief, Dallas Police Department;
- Carl Simpson, Director, Code Compliance;
- Chris Caso, City Attorney, City Attorney's Office;
- T.C. Broadnax, City Manager, City Manager's Office; and
- Rosa Fleming, Director, Tourism, Conventions and Events

OFFICIAL ACTION OF THE CITY COUNCIL COMMITTEE

APRIL 11, 2022

BRIEFING ITEM

Item C: Violent Crime Reduction Plan Update

The following individuals briefed the committee on the item:

- Paul Junger, Major of Police, Dallas Police Department;
- Phillips Rhodes, Police Senior Corporal, Dallas Police Department; and
- Eddie Garcia, Chief of Police, Dallas Police Department

OFFICIAL ACTION OF THE CITY COUNCIL COMMITTEE

APRIL 11, 2022

BRIEFING ITEM

Item D:        Illegal Paper Registration Tags Update

The following individual briefed the committee on the item:

- Julio Gonzalez, Lieutenant, Dallas Police Department



OFFICIAL ACTION OF THE CITY COUNCIL COMMITTEE

APRIL 11, 2022

BRIEFING ITEM

Item E:        Boarding Home Ordinance Changes

The following individuals briefed the committee on the item:

- Andres Espinoza, Interim Director, Code Compliance;
- Casey Burgess, Assistant City Attorney, City Attorney's Office; and
- Jon Fortune, Deputy City Manager, City Manager's Office

OFFICIAL ACTION OF THE CITY COUNCIL COMMITTEE

APRIL 11, 2022

BRIEFING ITEM

Item F: Jail Contract with Dallas County

The following individuals briefed the committee on the item:

- Gloria Lopez Carter, Director, Court and Detention Services; and
- Jon Fortune, Deputy City Manager, City Manager's Office

OFFICIAL ACTION OF THE CITY COUNCIL COMMITTEE

APRIL 11, 2022

BRIEFING ITEM

Item G:       Public Safety Dashboards

The following individual briefed the committee on the item:

- Jon Fortune, Deputy City Manager, City Manager's Office

OFFICIAL ACTION OF THE CITY COUNCIL COMMITTEE

APRIL 11, 2022

BRIEFING BY MEMORANDUMS

- Item H: Dallas Fire-Rescue Facility Construction and Academy Facility Update
- Item I: Dallas Fire- Rescue Locution Project Update
- Item J: Outdoor Warning System Status Report
- Item K: April 13, 2022, Council Agenda Item #53; 22-697 Authorize the purchase of four medical rescue all-terrain vehicles for Fire-Rescue Department - Alternative Support Apparatus, LLC
- Item L: April 13, 2022, Council Agenda Item #57; 22-702 Authorize Supplemental Agreement No. 12 to exercise the first of three one-year renewal options to the service contract with SBC Global Services, Inc. dba AT&T Global Services for continues maintenance and support to City's 9-1-1 telephone system infrastructure - Not to exceed \$1,951,225.06 - Financing: 9-1-1 System Operations fund (subject to annual appropriations)

The committee discussed the items.

MINUTES OF THE CITY COUNCIL COMMITTEE  
MONDAY, APRIL 11, 2022

EXHIBIT C

# Public Safety Committee Meeting Record

The Public Committee meetings are recorded. Agenda materials are available online at [www.dallascityhall.com](http://www.dallascityhall.com).  
Recordings may be reviewed/copied by contacting the Public Safety Committee Coordinator at 214-671-5265.

**Meeting Date:** Monday, March 8, 2022

**Convened:** 1:03 P.M.

**Adjourned:** 3:29 P.M.

**Committee Members Present:**

Adam McGough, Chair  
Cara Mendelsohn, Vice Chair  
Tennell Atkins  
Jesse Moreno  
Jaime Resendez  
Casey Thomas, II  
Gay Donnell Willis

**Committee Members Absent:**

N/A

**Other Council Members Present:**

**AGENDA:**

**Call to Order (1:03 P.M.)**

**Announcement**

Adam McGough, Chair made an announcement that the Dallas Police Department has been named finalists for the Smart Cities, North American Awards.

**BRIEFING ITEMS**

**A. Approval of the March 8, 2022 Minutes**

**Presenter(s):** Adam McGough, Chair

**Information Only:** ☐

**Action Taken/Committee Recommendation(s):**

A motion was made to approve the February 17, 2022 meeting minutes.

**Motion made by:** Gay Donnell Willis

**Item passed unanimously:** ☒

**Item failed unanimously:** ☐

**Motion Seconded by:** Tennell Atkins

**Item passed on a divided vote:** ☐

**Item failed on a divided vote:** ☐

**B. Violent Crime Reduction Plan Update**

**Presenter(s):** Paul Junger, Major of Police, Dallas Police Department

**Information Only:** ☒

**Action Taken/Committee Recommendation(s):**

Staff provided a presentation overview of the Violent Crime Reduction Plan Update. The presentation provided the Grid Impact by Crime Type; Results from Our Perspective; Reversing the Trend; Murder, Robbery, Aggravated Assault; Amplifying Trust; and Crime Plan Next Steps. Committee Members commended the police department for their hard work in improving the violent crime in the City of Dallas. All other questions and concerns were answered.

**C. Apartment Community Crime Reduction Initiative**

**Presenter(s):** James Stephens, Sergeant, Dallas Police Department

**Information Only:** ☒

**Action Taken/Committee Recommendation(s):**

Staff provided a presentation overview of the Apartment Community Crime Reduction Initiative. The presentation provided the Background/ History; Purpose; Issues/Operational Concerns; Current Operational Actions; Proposed Actions; and Next Steps. Committee Members expressed their concerns on communicating with property owners to understand the cases driving high crime in apartment complexes. All other questions and concerns were answered.

**D. DFR's Emergency Medical Services Vision**

**Presenter(s):** Delridge Williams, Deputy Chief, Scott Clumpner, Section Chief, Dallas Fire Rescue

**Information Only:** ☒

**Action Taken/Committee Recommendation(s):**

Staff provided a high-level overview of the DFR Strategic Vision for Emergency Medical Services (EMS). The presentation provided the Strategic Vision; Historical Trends; Current Resources; Recent Program Enhancements; and Future Projects and Goals.

**E. Dallas Police Department Interactive Dashboard**

**Presenter(s):** Brita Andercheck, Director, Office of Data Analytics and Business Intelligence

**Information Only:** ☒

**Action Taken/Committee Recommendation(s):**

Staff presented a live DPD dashboard that displayed the analytics on all crime types, victim demographics, time of crime occurrence/report and will be updated daily. The interactive nature of the dashboard will help a viewer to gain deeper insight into crime analytics in the City of Dallas. Committee Members were impressed and in support of launching the new live DPD dashboard. All other questions and concerns were answered.

**F. Public Safety Dashboards**

**Presenter(s):** Jon Fortune, Assistant City Manager, City Manager's Office

**Information Only:** ☒

**Action Taken/Committee Recommendation(s):**

Staff provided the Committee with the Public Safety Dashboards for February 2022 to provide a comprehensive snapshot of performance measures, critical areas of concerns, and staffing levels. All other questions and concerns were answered.

**BRIEFING BY MEMORANDUM**

**G. March 9, 2022, City Council Agenda Item #16; 22-5 Social Media Investigative Software for the Police Department**

**Presenter(s):** Jon Fortune, Assistant City Manager, City Manager's Office

**Information Only:** ☒

**Action Taken/Committee Recommendation(s):**

The briefing memorandum referenced on the upcoming March 9, 2022, City Council Agenda Item #16; 22-5 Social Media Investigative Software for the Police Department. Committee Members had no

questions or concerns.

**H. March 9, 2022, City Council Agenda Item #22; 22-414 Five-year Agreement for Janitorial Services for the Fire Department**

**Presenter(s):** Jon Fortune, Assistant City Manager, City Manager's Office

**Information Only:** ☒

**Action Taken/Committee Recommendation(s):**

The briefing memorandum referenced on the upcoming March 9, 2022, City Council Agenda Item #22; 22-414 Five-year Agreement for Janitorial Services for the Fire Department. Jon Fortune, Deputy City Manager, informed the Committee this item was deleted from the March 9, 2022, Council Agenda due to contract negotiations and will come back at a future Agenda date.

**I. March 9, 2022, City Council Agenda Item #34; 22-513 Smart Policing Grant**

**Presenter(s):** Jon Fortune, Assistant City Manager, City Manager's Office

**Information Only:** ☒

**Action Taken/Committee Recommendation(s):**

The briefing memorandum referenced on the March 9, 2022, City Council Agenda Item #34; 22-513 Smart Policing Grant. Committee Members had no questions or concerns.

**ADJOURNMENT (3:29 P.M)**

**APPROVED BY:**

**ATTESTED BY:**

Adam McGough, Chair  
Public Safety Committee

Karen Gonzalez, Coordinator  
Public Safety Committee



# Memorandum



CITY OF DALLAS

DATE April 8, 2022

Honorable Members of the Public Safety Committee  
TO Adam McGough (Chair), Cara Mendelsohn (Vice Chair), Tennell Atkins, Jesse Moreno,  
Jaime Resendez, Casey Thomas, Gay Donnell Willis

SUBJECT **Overview of Recent Public Safety Concerns of Promoted Events**

This agenda item has been scheduled at the request of Chairman McGough to review the tragic shooting that occurred at an unpermitted event on Saturday, April 2, 2022. Chief Garcia and his executive leadership team will be available to discuss this as well as other similar unpermitted events and strategies to help prevent them in the future.

Should you have any questions regarding this item, please contact me at (214) 670-5299.



Jon Fortune  
Deputy City Manager

C: T.C. Broadnax, City Manager  
Chris Caso, City Attorney  
Mark Swann, City Auditor  
Billieae Johnson, City Secretary  
Preston Robinson, Administrative Judge  
Kimberly Bazor Tolbert, Deputy City Manager

Majed A. Al-Ghafry, Assistant City Manager  
M. Elizabeth (Liz) Cedillo-Pereira, Assistant City Manager  
Robert Perez, Interim Assistant City Manager  
Carl Simpson, Interim Assistant City Manager  
M. Elizabeth Reich, Chief Financial Officer  
Genesis D. Gavino, Chief of Staff to the City Manager  
Directors and Assistant Directors



**City of Dallas**

# **Violent Crime Reduction Plan Update**

**Public Safety Committee  
April 11, 2022**

Paul Junger, Major of Police  
Dallas Police Department  
City of Dallas

# Presentation Overview



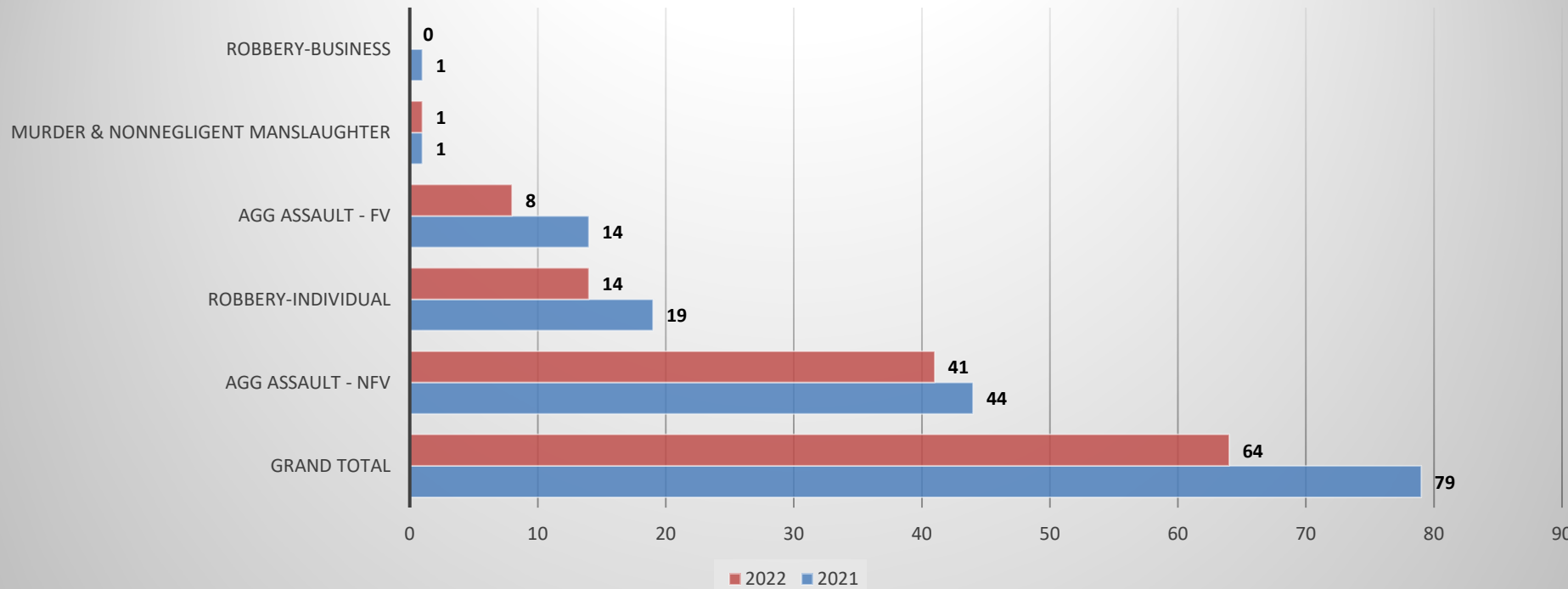
- Grid Impact by Crime Type
- Results from Our Perspective
- Reversing the Trend
- Murder, Robbery, Aggravated Assault
- Amplifying Trust
- Crime Plan - Next Steps



# Grid Impact by Crime Type



Grid Comparison – Violent Crime 2021 vs. 2022



Our crime plan is based on the theory that crime is concentrated in small areas throughout the city.

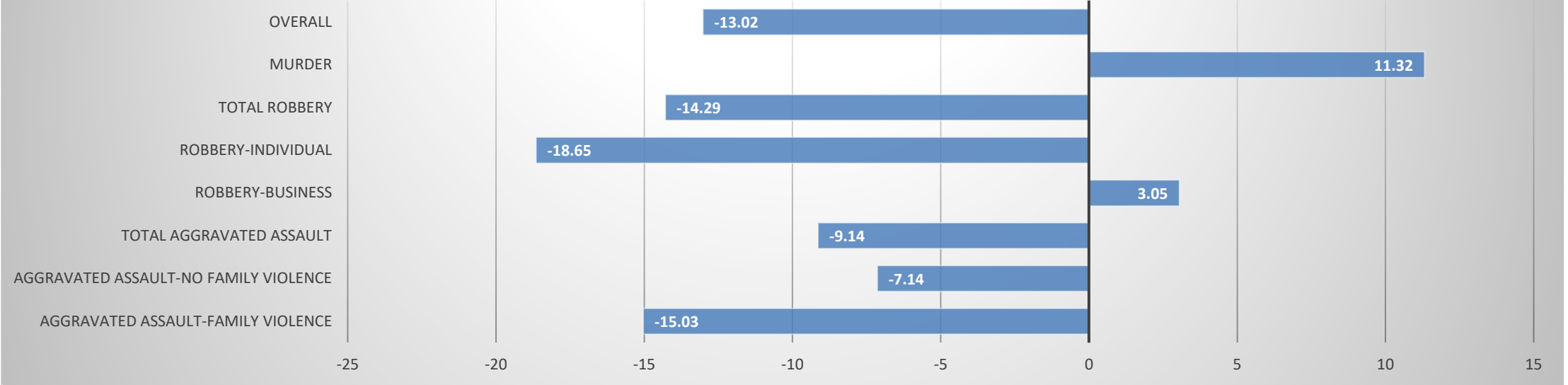
- \* Phase 3 Grids
- \* Jan 1 – Mar 31, 2022
- Victims
- Red – 2022
- Blue - 2021



# Results from Our Perspective



Violent Crime 2021 vs. 2022





# Reversing the Trend - Dallas



## Compstat Daily Violent Crime Briefing as of Thursday, March 31, 2022

City Total	Crime	MTD	Lst Mn MTD	Cnt Diff	MTDLY	Cnt Diff		% Chg	YTD	YTDLY	Cnt Diff		% Chg
City Total Violent	Agg Assault FV	136	111	25	158	-22	▼	-13.92%	393	464	-71	▼	-15.30%
	Agg Assault NFV	483	373	110	501	-18	▼	-3.59%	1326	1428	-102	▼	-7.14%
	<b>Sub-Total Assault Offenses</b>	<b>619</b>	<b>484</b>	<b>135</b>	<b>659</b>	<b>-40</b>	▼	<b>-6.07%</b>	<b>1719</b>	<b>1892</b>	<b>-173</b>	▼	<b>-9.14%</b>
	Murder/Non-Negligent Manslaughter FV	1	5	-4	1	0	—	0.00%	10	8	2	▲	25.00%
	Murder/Non-Negligent Manslaughter NFV	21	11	10	12	9	▲	75.00%	49	45	4	▲	8.89%
	<b>Sub-Total Homicide Offenses</b>	<b>22</b>	<b>16</b>	<b>6</b>	<b>13</b>	<b>9</b>	▲	<b>69.23%</b>	<b>59</b>	<b>53</b>	<b>6</b>	▲	<b>11.32%</b>
	Robbery Business	49	30	19	29	20	▲	68.97%	135	131	4	▲	3.05%
	Robbery Individual	139	119	20	166	-27	▼	-16.27%	423	520	-97	▼	-18.65%
	<b>Sub-Total Robbery Offenses</b>	<b>188</b>	<b>149</b>	<b>39</b>	<b>195</b>	<b>-7</b>	▼	<b>-3.59%</b>	<b>558</b>	<b>651</b>	<b>-93</b>	▼	<b>-14.29%</b>
	Fondling FV	2	2	0	11	-9	▼	-81.82%	7	27	-20	▼	-74.07%
	Rape FV	8	7	1	19	-11	▼	-57.89%	21	44	-23	▼	-52.27%
	Sexual Assault with an Object FV	1	1	0	3	-2	▼	-66.67%	2	10	-8	▼	-80.00%
	Sodomy FV	5	1	4	9	-4	▼	-44.44%	10	25	-15	▼	-60.00%
	<b>Sub-Total Sex Offenses FV</b>	<b>16</b>	<b>11</b>	<b>5</b>	<b>42</b>	<b>-26</b>	▼	<b>-61.90%</b>	<b>40</b>	<b>106</b>	<b>-66</b>	▼	<b>-62.26%</b>
	Fondling NFV	6	4	2	10	-4	▼	-40.00%	12	19	-7	▼	-36.84%
	Rape NFV	11	9	2	17	-6	▼	-35.29%	28	60	-32	▼	-53.33%
	Sexual Assault with an Object NFV	3	5	-2	2	1	▲	50.00%	10	4	6	▲	>100%
	Sodomy NFV	4	11	-7	10	-6	▼	-60.00%	19	26	-7	▼	-26.92%
	<b>Sub-Total Sex Offenses NFV</b>	<b>24</b>	<b>29</b>	<b>-5</b>	<b>39</b>	<b>-15</b>	▼	<b>-38.46%</b>	<b>69</b>	<b>109</b>	<b>-40</b>	▼	<b>-36.70%</b>
	<b>Sub_Total Violent</b>	<b>869</b>	<b>689</b>	<b>180</b>	<b>948</b>	<b>-79</b>	▼	<b>-8.33%</b>	<b>2445</b>	<b>2811</b>	<b>-366</b>	▼	<b>-13.02%</b>
City Total		869	689	180	948	-79	▼	-8.33%	2445	2811	-366	▼	-13.02%

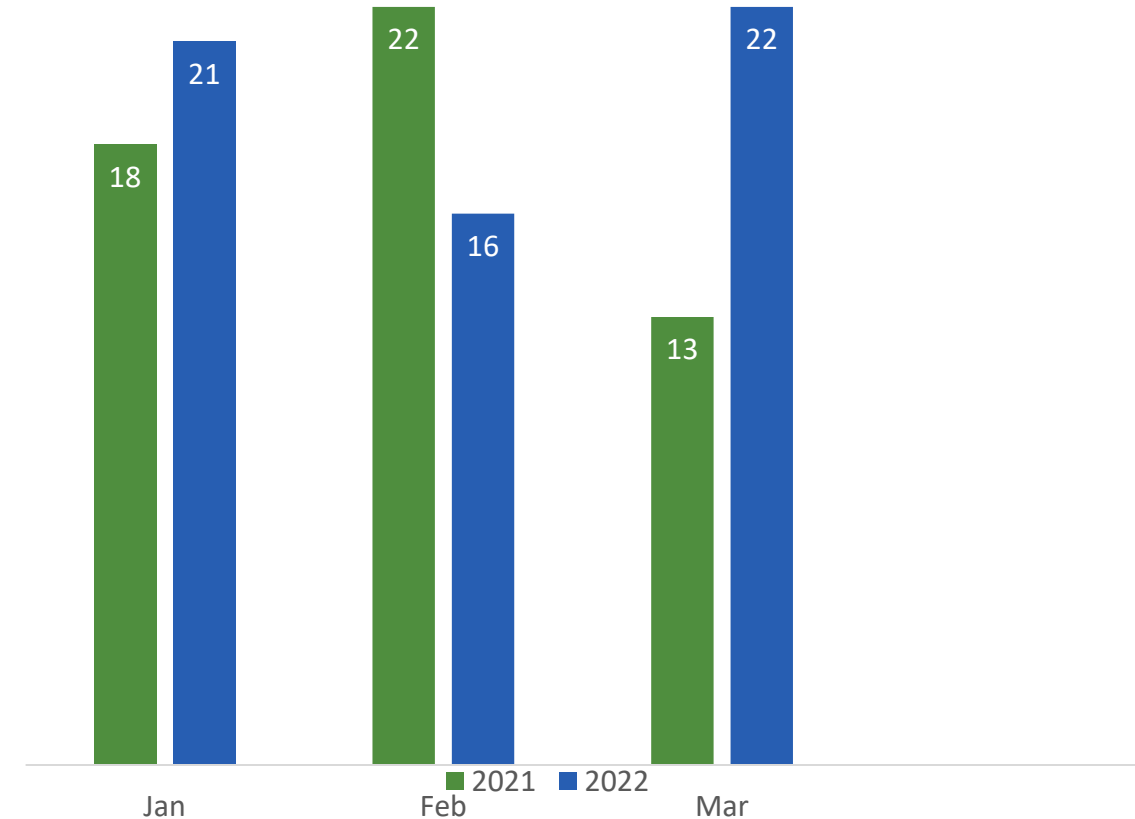


# Murder



- 2022 Murder Trend
- As of March 31, murders are up by 6 victims from 2021.

- 2022 Victims – Dark Blue
- 2021 Victims – Green



# Murder Victimology



## Motive (Why)

1. *Unknown circumstances (37)*
2. *Argument / conflict (12)*
3. *Other classifications (8)*

## Premises (Where)

1. *Apartments (18)*
2. *Highway, Street, Alley (11)*
3. *Park/Outdoor Area (8)*

## Relationship (Who)

1. *Unknown relationships (37)*
2. *Victim was Other (5)*
3. *Victim was Boyfriend/Girlfriend (4)*



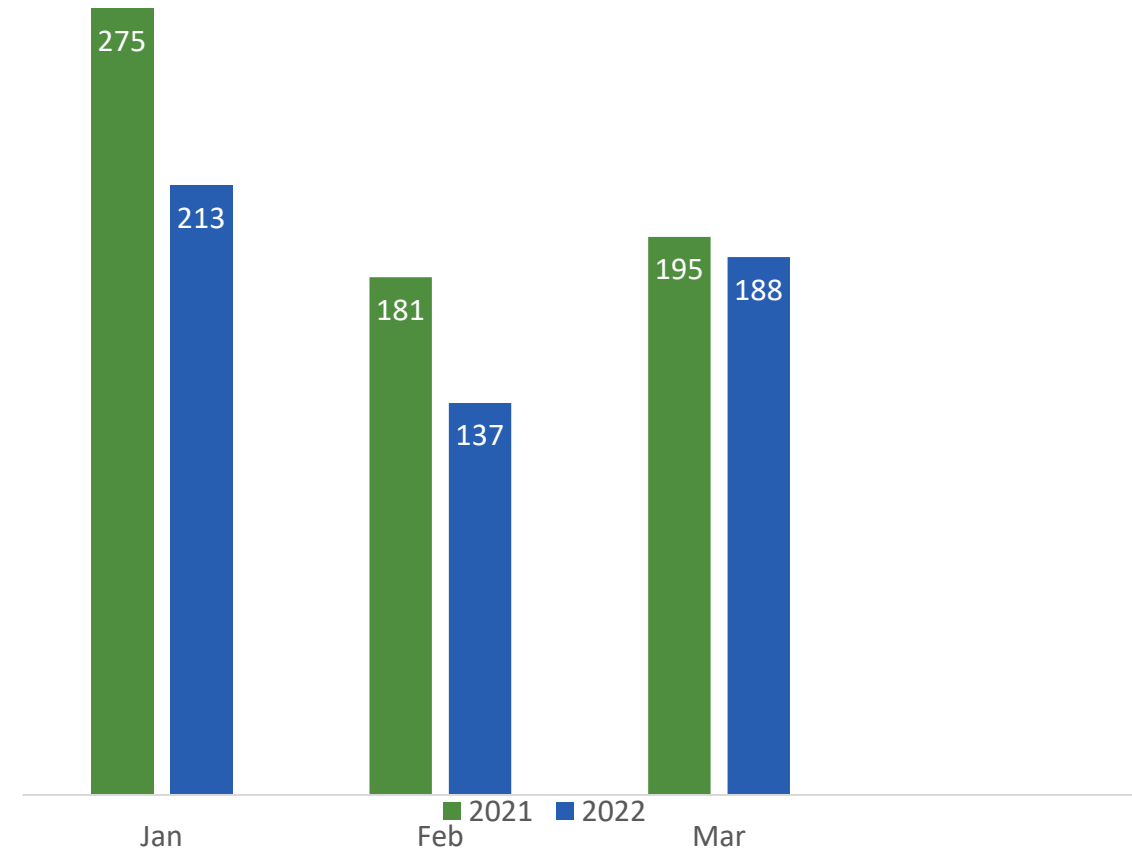


# Robbery



- Reversing the Robbery Trend
- We have reduced robbery victims by 93 this year compared to last year.
- -6% firearms used
- -21.4% firearms discharged
- -16.6% injured by firearm

- 2022 Victims – Dark Blue
- 2021 Victims – Green



# Robbery Victimology



## Motive (Why)

1. Carjacking (89)
2. Shoplift (30)
3. Attempt carjacking (17)

## Premises (Where)

1. Apartments (135)
2. Commercial Stores (108)
3. Highway/Alley/Street (90)

## Relationship (Who)

1. Unknow (165)
2. Stranger (162)
3. Acquaintance (35)

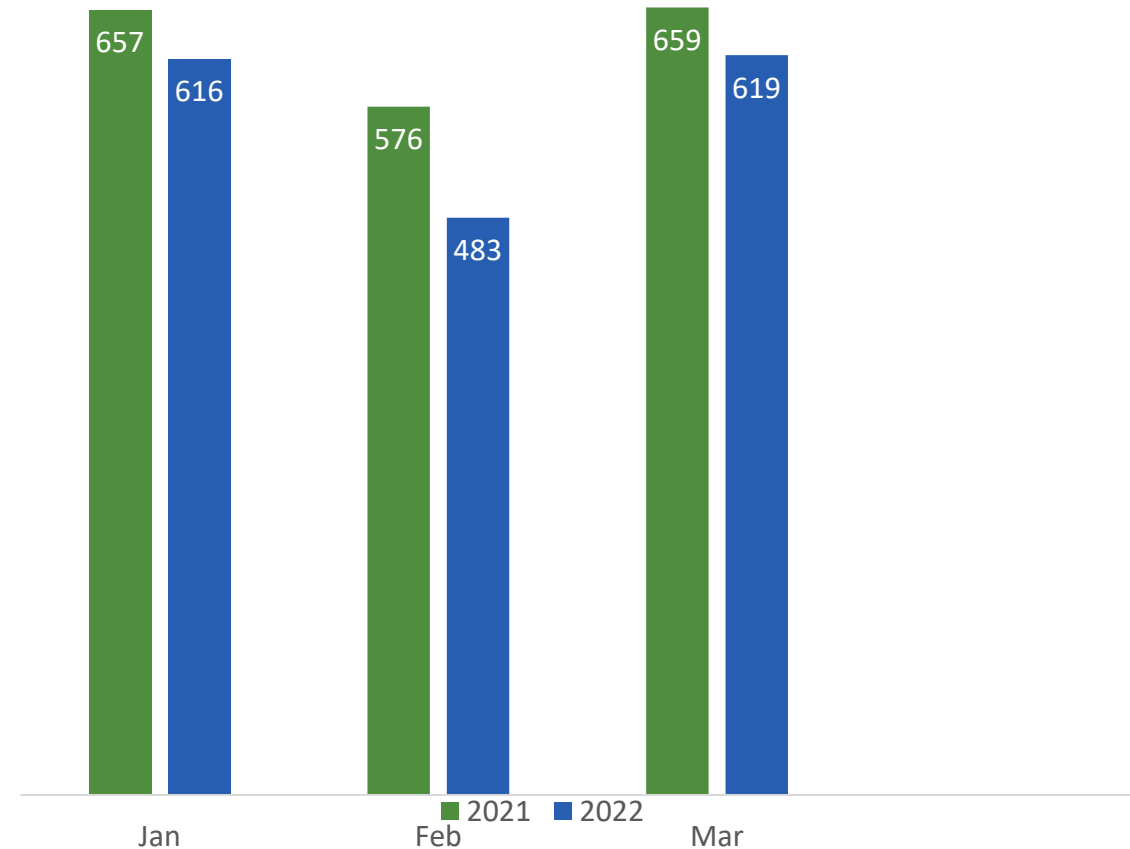


# Aggravated Assault



- Reversing the Aggravated Assault Trend
- We have reduced aggravated assault victims by 173 year to date.
- -3.8% firearms used
- +0.7% firearms discharged
- +2% injured by firearm

- 2022 Victims – Dark Blue
- 2021 Victims – Green



# Aggravated Assault Victimology



## Motive (Why)

1. *Unknown Circumstance (591)*
2. *Argument (547)*
3. *Other Circumstance (496)*

## Premises (Where)

1. *Apartment (485)*
2. *Single residence (440)*
3. *Highway / Street (370)*

## Relationship (Who)

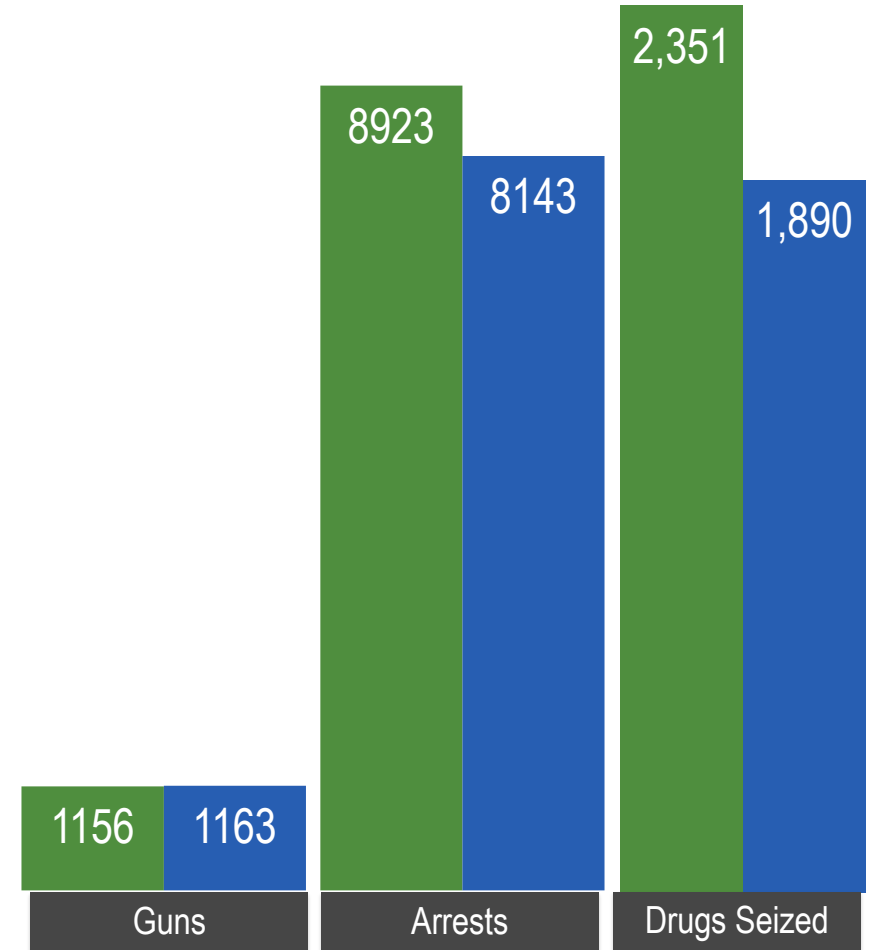

1. *Unknown (768)*
2. *Stranger (289)*
3. *Boyfriend/Girlfriend (128)*



# Arrests, Seized Weapons, and Seized Drugs



- 2022 – Dark Blue
- 2021 – Green





# Amplifying Trust

- UNIDOS Hispanic Outreach Spring Break Youth Sports Camp
- Women's Self-Defense Class
- East Bureau Multifamily Expo for Apartment Managers
- Active Shooter Training
- Me First Health Fair





# Amplifying Trust



March 15, 16, 17, 2022  
UNIDOS Hispanic Outreach  
Spring break Youth Sports  
Camp

Spring camps were hosted  
in (3) separate council  
districts. Soccer, Baseball  
and Football.





# Amplifying Trust



March 17, 2022

SE NPO, Bexar St.  
Storefront SW ROC and  
Citizens from South  
Dallas participated in a  
Women's Self Defense  
Class at Juanita  
Recreation Center.





# Amplifying Trust



March 22, 2022

The Northeast  
Neighborhood Patrol  
Officers hosted their annual  
East Bureau Multifamily  
Expo for Apartment  
Managers.



# Amplifying Trust



March 26, 2022

Office of Community Affairs coordinated an active shooter presentation for the Northwest Community Center and community residents.





# Amplifying Trust



March 26, 2022

SE NPOs participated in the Successful Me First Health Fair event .

Weeding and Seeding initiatives continues.



# Crime Plan – Next Steps



- Place Network Investigations Team
  - Internal DPD team that targets criminal networks can reduce violent crime (e.g., gang violence)
  - 2 locations identified for consideration to PNI Board
- Place Network Investigations Board
  - City of Dallas team
- Phase 3 Grids – January 1, 2022
  - Deployed 47 new grids after evaluation of Phase 2 deployment in violent crime hot spots
- Focused Deterrence
  - A holistic, resource-intensive process involving multiple law enforcement and community partners
  - The long-term strategy will build upon early plan components, which works synergistically to reduce violent crime and lays the groundwork for long-term change







**City of Dallas**

# **Violent Crime Reduction Plan Update**

**Public Safety Committee  
April 11, 2022**

Paul Junger, Major of Police  
Dallas Police Department  
City of Dallas



**City of Dallas**

# **Illegal Paper Registration Tags Update**

**Public Safety Committee  
April 11, 2022**

Reuben Ramirez, Assistant Chief  
Dallas Police Department  
City of Dallas

# Presentation Overview



- Background/History
- Motivating Factors
- Impact to the City of Dallas
- Historical Challenges
- Current DMV Solutions
- DPD's Enforcement Strategy
- Next Steps





# Background/History



- Original Purpose for Temporary Tags
- Fake Tags vs Fraudulently Obtained
- Lack of regulatory controls to obtain a dealership account with TXDMV
- Purchasing Fraudulent Tags Online





# Motivating Factors




- Stolen Vehicles
- Avoid Paying Tolls
- Avoid Sales Tax
- Using vehicle for other crimes



# Impact to City of Dallas



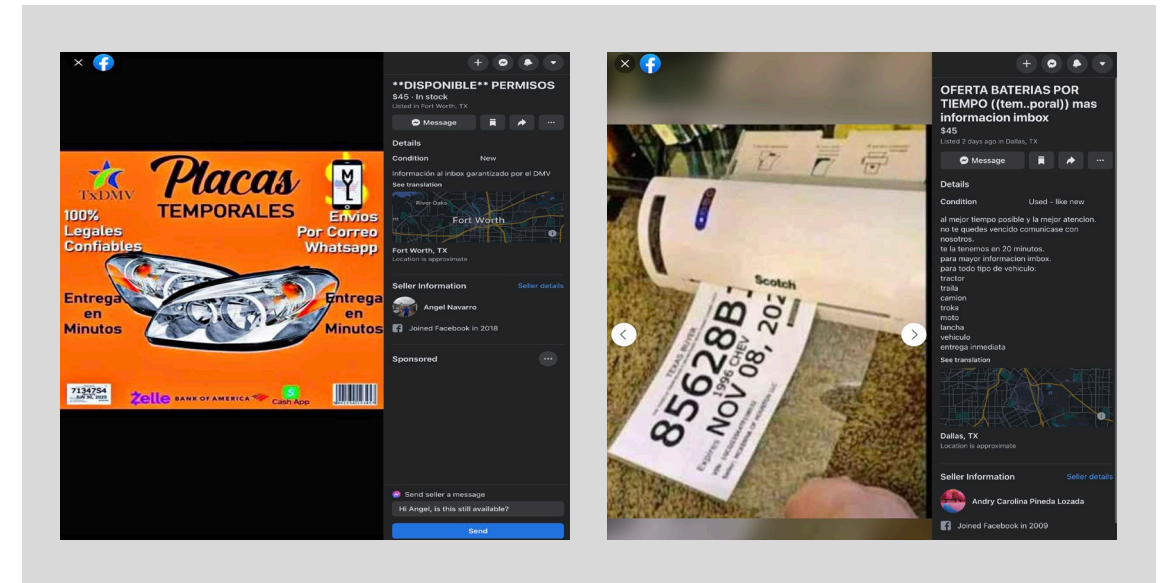
- Difficult for law enforcement to identify vehicles
- Many tag buyers are also victims as criminals are making millions of dollars
- Economic loss from registrations and sales tax



# Historical Challenges



- Prior legislation has attempted to address these challenges:
  - Limit on number of tags a dealership can print
  - Difficulty in shutting down dealerships suspected of fraud
  - Widespread ads on Facebook
  - No identity verification for new dealerships
  - Lack of dealership site visits
  - Foreign access to e-tag



# Current DMV Solutions



- Limiting the number of tags, a dealership can print
- Shutting down dealerships suspected of fraud
- Facebook ad removal
- Fingerprinting new dealerships
- New dealership site visits
- Blocking foreign access to e-tag

A screenshot of the Texas Department of Motor Vehicles webDEALER login page. The page features the Texas Department of Motor Vehicles logo at the top left and the webDEALER logo at the top right. Below the logos is a 'Login' section with a red asterisk indicating required fields. There are three tabs: 'Dealers', 'County / TxDMV', and 'Commercial Fleet Buyer'. The 'Dealers' tab is selected. The login form includes fields for 'Username' (labeled 'Enter User ID') and 'Password' (labeled 'Enter Password'), both marked with red asterisks. There are links for 'Forgot Username?' and 'Forgot Password?'. A 'Login' button is located below the password field, and a 'Create New User' button is located below the 'Forgot Password?' link. At the bottom of the page, there is a footer with links to 'TxDMV.gov', 'Contact Us', 'Disclaimer', 'Privacy and Security Policy', and 'Accessibility'. The footer also includes a copyright notice: 'Copyright © 2016 Texas Department of Motor Vehicles - 4000 Jackson Ave, Austin, TX 78731. All rights reserved.' The version number 'webDEALER v12.0.0 - Thursday March 10 2022' is displayed in the bottom right corner of the login form area.



# DPD's Strategy



Undercover buys



Patrol enforcement



Public Education



Partner with TXDMV



Solicit intelligence tips from Public



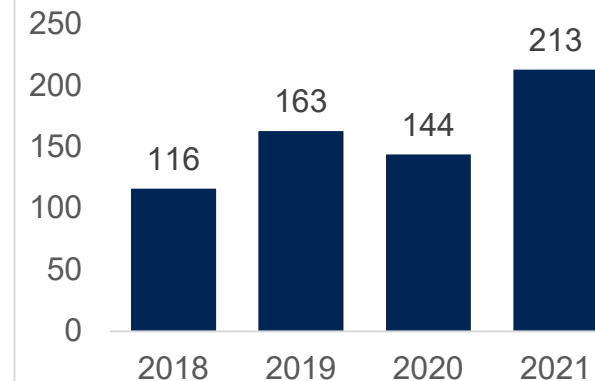
# Enforcement Efforts



- Street enforcement includes citations and seizure of fraudulent/fake paper tags
- Undercover operations to buy fraudulent paper tags
- Joint Investigations with DMV
- Public outreach through the media and educational efforts with citizens

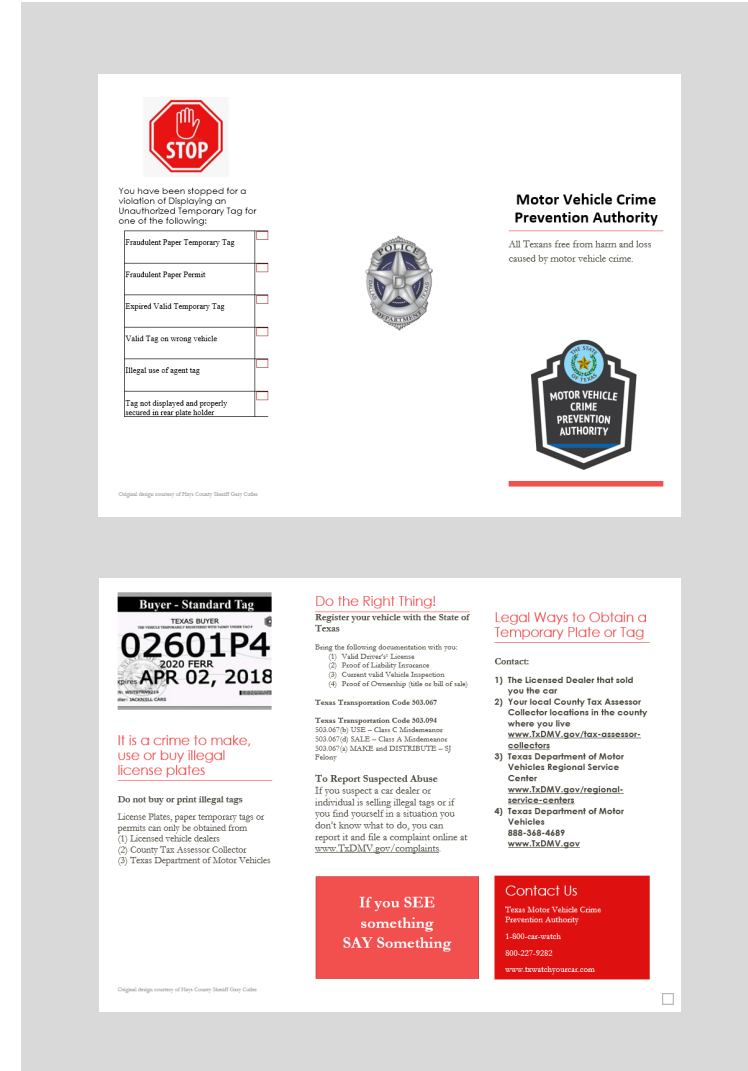


DPD Citations for Unauthorized Temporary Tag



# Next Steps

- DPD will begin giving drivers an informational booklet on how to obtain a legal plate
- Continue undercover and uniform enforcement activities
- Increase educational outreach
- Continue joint enforcement operations with DMV
- DPD will seek input from City Council and Mayor's Office to present in next year's legislative session





**City of Dallas**

# **Illegal Paper Registration Tags Update**

**Public Safety Committee  
April 11, 2022**

Reuben Ramirez, Assistant Chief  
Dallas Police Department  
City of Dallas





**City of Dallas**

# **Boarding Home Ordinance Changes**

**Public Safety Committee  
April 11, 2022**

Andres Espinoza, Director (I)  
Code Compliance  
City of Dallas

# Presentation Overview



- Background/History
- Purpose
- Issues/Operational or Business Concerns
- Operational Impact
- Proposed Changes
- Next Steps



# Boarding Home Facility (BHF) Background/History



June 27, 2012

- Chapter 8A adopted
  - Took effect October 1, 2012 and updated 2015

September 1, 2021

- Senate Bill 500 took effect
  - Illegally operated BHF's amended to Class B Misdemeanor
  - Fine not to exceed \$2000 and or up to 180 days in jail

April 13, 2022

- Senate Bill 500 amendment to ordinance scheduled to go before Council for approval



# Boarding Home Facility (BHF) Background/History



**Dangerous  
Conditions in  
Harris County  
investigation  
identified 40  
individuals living in  
a three bedroom  
one bath home.**

**Allegations of  
abuse, neglect,  
prostitution, and  
other crimes were  
investigated.  
Harris County  
Sherriff is  
investigating 140  
unpermitted  
facilities.**

**“Rogue” or  
unlicensed group  
homes that pose  
threats to most  
vulnerable Texans**

**Current Class C  
misdemeanor  
made it had for law  
enforcement to  
secure Warrants.  
Class B  
misdemeanor will  
facilitate faster  
investigation and  
compliance.**





# Boarding Home Facility (BHF) Background



## Code Compliance

- Education/Registration
- Inspections/Enforcement
- Issue Licenses



## Dallas Fire

- Annual Fire Inspections
- Enforcement



## Dallas Police

- Enforce Senate Bill 500



# Boarding Home (BH) Defined



- A Boarding home facility (BHF) is an establishment that furnishes, in one or more buildings, lodging to three or more persons who are unrelated to the owner of the establishment by blood or marriage; and provides one or more of the following services to residents:



Community  
Meals



Assistance  
with self  
administration of  
Medication



Laundry Services



**But does not  
Provide Personal  
Care Services**



Grocery Shopping



Light Housework



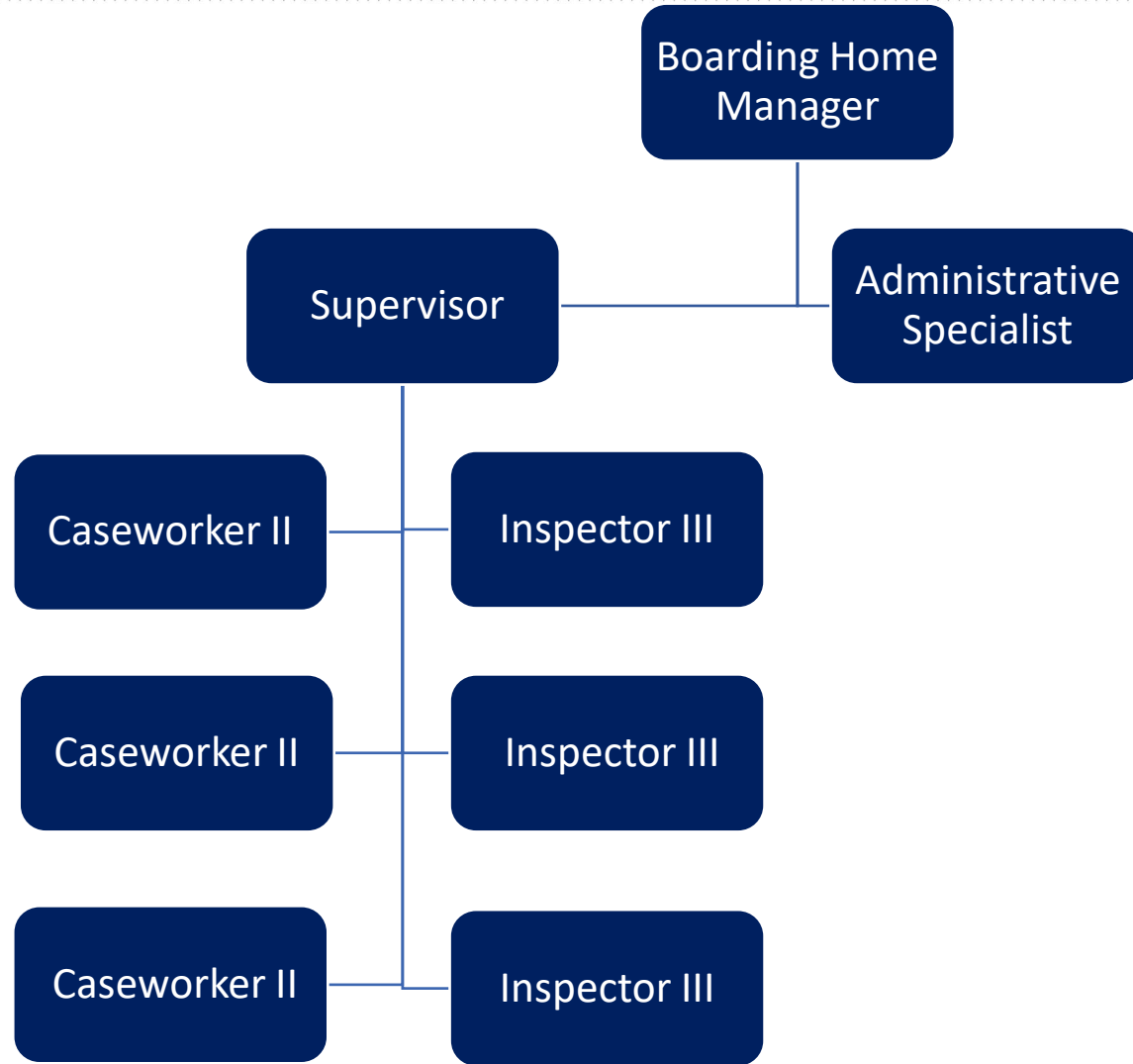
Money  
Management



Meal  
Preparation



# BH Unit Organization Chart



## Location

Boarding Homes Unit  
4020 W. Illinois Avenue  
Dallas, TX 75211

(214) 670-1972

Website:

[BoardingHomes](http://BoardingHomes.dallascityhall.com)  
[dallascityhall.com](http://dallascityhall.com)



# BHF Permitted Locations



BHFs are permitted in areas where residential uses are allowed

Single-family residential designations whereas no certificate of occupancy is required





# Purpose of the BH Unit



Ensure residents live in safe, sanitary and decent housing

Audit BHF documentation to ensure City requirements are met

Inspect & reinspect licensed BHF every 90 days or sooner if complaint-driven

Investigate/refer complaints of suspected unlicensed BHF to local law enforcement agency

Safeguard DPD and DFR emergency personnel access to service residents if needed

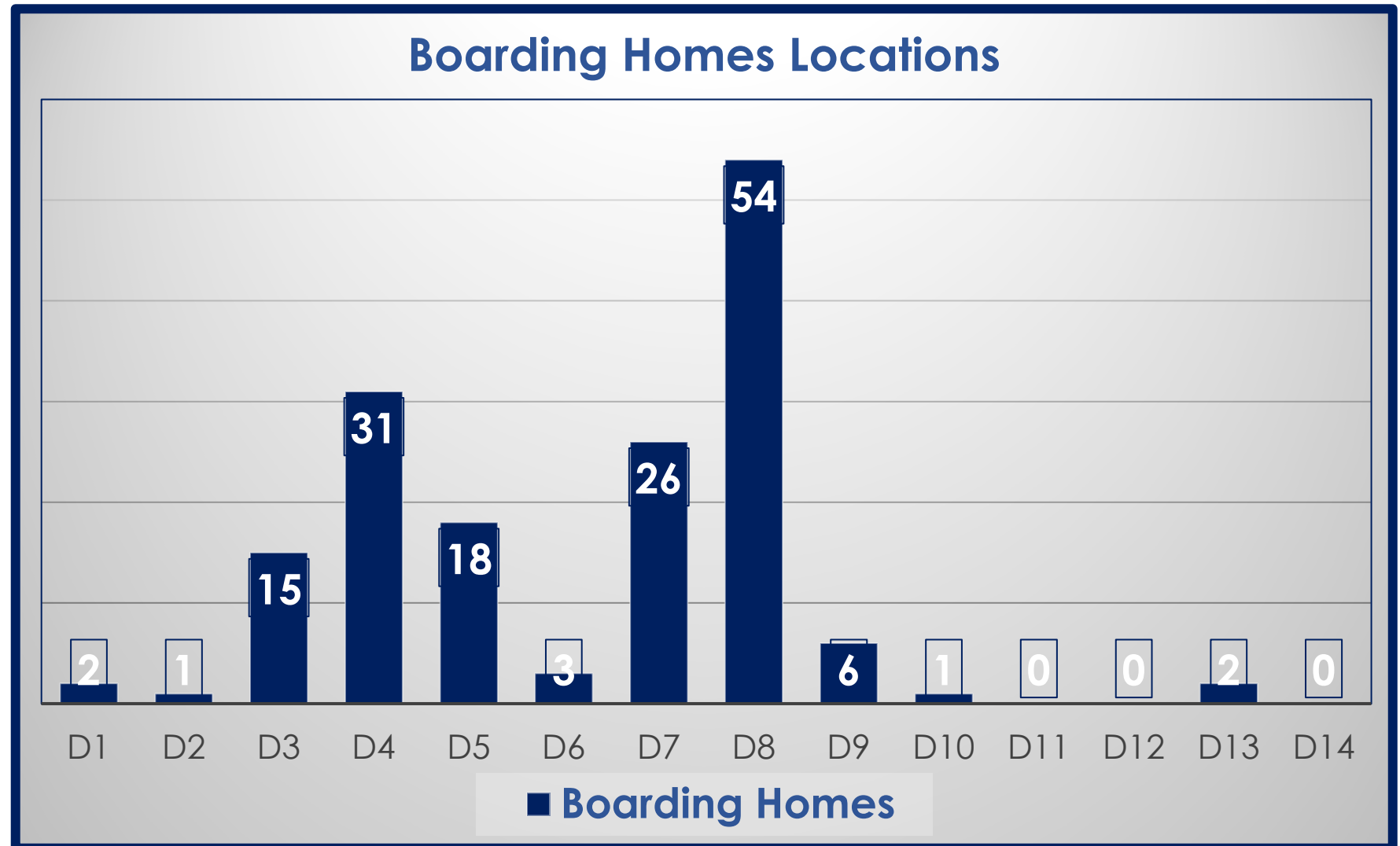
Refer residents to call 911 and Adult Protective Services (APS) for abuse, exploitation, and or neglect



# BHF Locations by Council District



Council District	Boarding Homes
1	2
2	1
3	15
4	31
5	18
6	3
7	26
8	54
9	6
10	1
11	0
12	0
13	2
14	0
<b>Total</b>	<b>159</b>



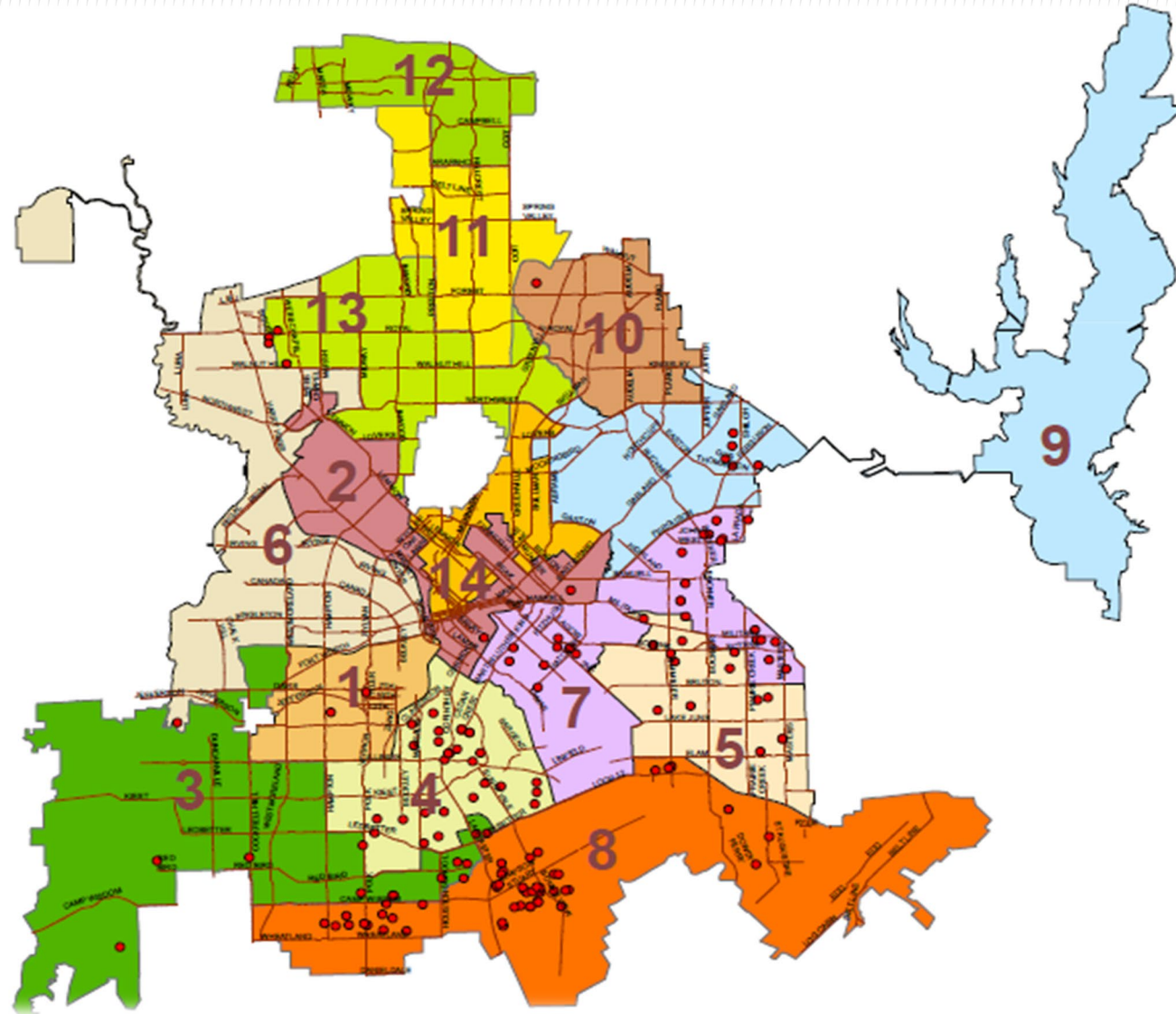
\* As of April 2022



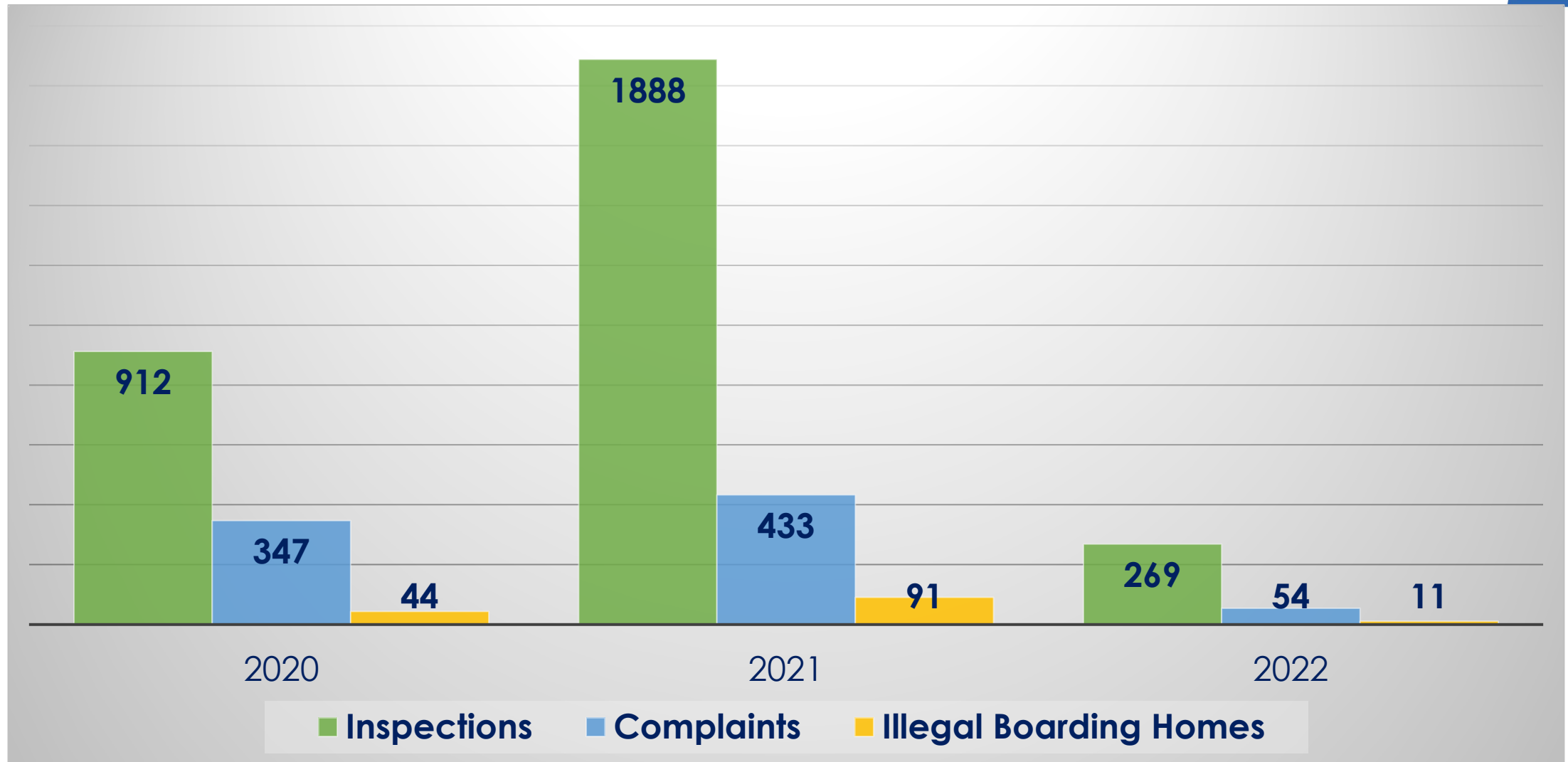
# BHF Locations



159 Boarding  
Homes



# BH Metrics



# BHF Operational Concerns



Some BHF are leased & operated without property owner's consent

Some illegal boarding home operators refuse to register their locations

Boarding home locations/proximity are unrestricted

Difficult to prevent resident abuse, neglect, and/or exploitation

Various models of residential living facilities create complexity in establishing home designation type





# Proposed Changes to Ordinance



Current	Proposed Changes
No provisions or restrictions associated with boarding home locations	Adopt the 1,000 ft rule that prohibits new boarding homes from being within 1,000 ft of one another
A license to operate a boarding home facility is not transferable to another owner, operator, or location	Application fee is nonrefundable and non-transferable to another owner, operator, or location
No mandatory training/education requirement for operators	Mandate an annual training/education requirement for operators





# Next Steps



## Summer 2022

- Senate Bill 500 Amendment to ordinance scheduled to go before Council for approval
- Partner with DPD to enforce Senate Bill 500
- Develop an internal process to refer illegally operating boarding homes

## Fall 2022

- Develop a user-friendly online application process within Salesforce to simplify processes
- Develop Continue Education training course
- Conduct outreach, communication, educational marketing campaign





**City of Dallas**

# **Boarding Home Ordinance Changes**

**Public Safety Committee  
April 11, 2022**

Andres Espinoza, Director (I)  
Code Compliance  
City of Dallas



**City of Dallas**

# **Jail Contract with Dallas County**

**Public Safety Committee  
April 11, 2022**

Gloria López Carter, Director  
Daisy Fast, Assistant Director  
Court and Detention Services  
City of Dallas



# Presentation Overview



- Purpose
- Background
- Objective
- Accomplishments
- Next Steps



# Purpose



- To provide an update on the status of jail contract negotiations with Dallas County



# Background



- In the late 1970's, Dallas County offered cities in the County the opportunity to share in the development of a new Criminal Justice Center.
- The City of Dallas sought this opportunity as a cost sharing effort and to maximize efficiencies related to processing and maintaining City prisoners.
- In November 1978, the City and Dallas County entered into a Memorandum of Agreement (MoA) with Dallas County, which included provisions such as:
  - Processing and maintaining City prisoners
  - Financing the full cost of facilities for the exclusive use of the City in the amount of \$9,995,000
  - A 15% interest in the sale price of the land and a pro-rata share of the first stage buildings





# Background



- Amendments to the Original MoA:
  - Amendment #1: 1982 – Clarified payment terms
  - Amendment #2: 1984 – Further clarified terms, determined costs would be reviewed by auditor
  - Amendment #3: 1985 – Defined “City Prisoner”, established fees and max number of “City Prisoners”
  - Amendment #4: 1997 – Changed cost methodology, required City/County to review every 3 years
  - Draft Amendment #5 (this amendment): 2018 – Began discussions to reevaluate the terms of the contract
- The Office of the City Auditor reviewed the MoA in 2002 and 2009
  - Several recommendations from both audits are included in proposed changes



# Objective



- Increase transparency of costs included in the methodology
- Eliminate confusing and difficult to understand amendment language
- Update terms to reflect current operations
- Incorporate recommendations from City Auditor



# Accomplishments



## Cost Methodology

- Adds a true-up clause to reflect actual operating expenditures
- Modifies apportioned costs for Sheriff's Office
- Modifies direct and indirect costs
- Provides restructured County reports related to number of City prisoners
- Clarifies City Prisoner definition



# Accomplishments



## Jail Operations

- Items included to address Dallas Police Department's concerns:
  - Incorporates language related to medical clearance and magistrate staff levels
  - Redefines the City's designated space
    - Adds maintenance and housekeeping requirements
  - Adds requirement to streamline prisoner processing during the book-in/intake process



# Accomplishments



## Jail Operations

- Establishes a Coordinating Committee
  - Comprised of County and City designees
  - Shall meet at least quarterly to discuss:
    - contract performance
    - operational issues
    - contract revision recommendations
- Establishes a dispute resolution process
  - Comprised of Senior Representatives from County and City
  - Escalation to City Manager and County Administrator



# MoA Recommendations



## Current vs Proposed Summary

Topic	Current	Proposed
Direct Costs	9 cost centers	8 cost centers
Indirect Costs	Yes	Modified
Apportioned Costs	Yes	Modified
Jail Operations, Coordinating Committee and Dispute Resolution	No	Yes





# Next Steps



- Council Action
  - Agenda Item scheduled for April 27, 2022
  - Ratifies payment for services provided from April 1, 2021 through April 30, 2022
  - Authorizes Amendment #5
  - Authorizes payment for services using the new methodology from May 1, 2022 through September 30, 2022.





**City of Dallas**

# **Jail Contract with Dallas County**

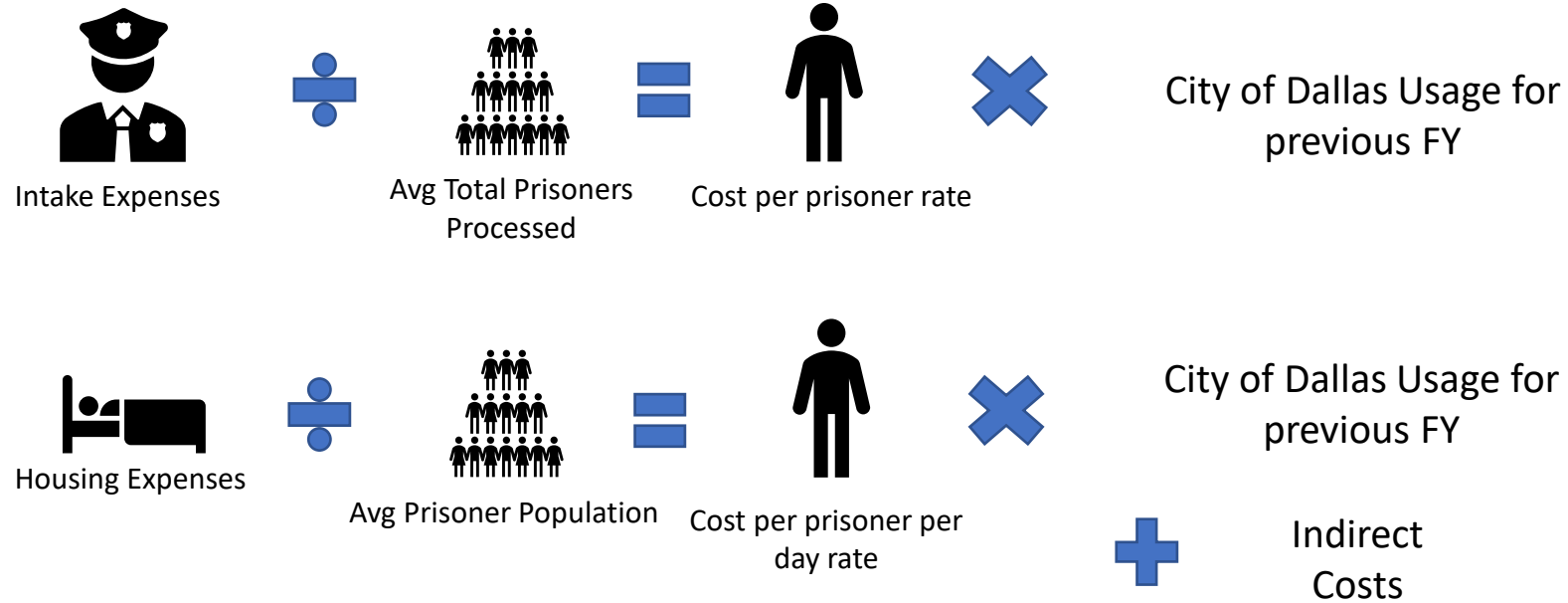
**Public Safety Committee  
April 11, 2022**

Gloria López Carter, Director  
Daisy Fast, Assistant Director  
Court and Detention Services  
City of Dallas

# Appendix



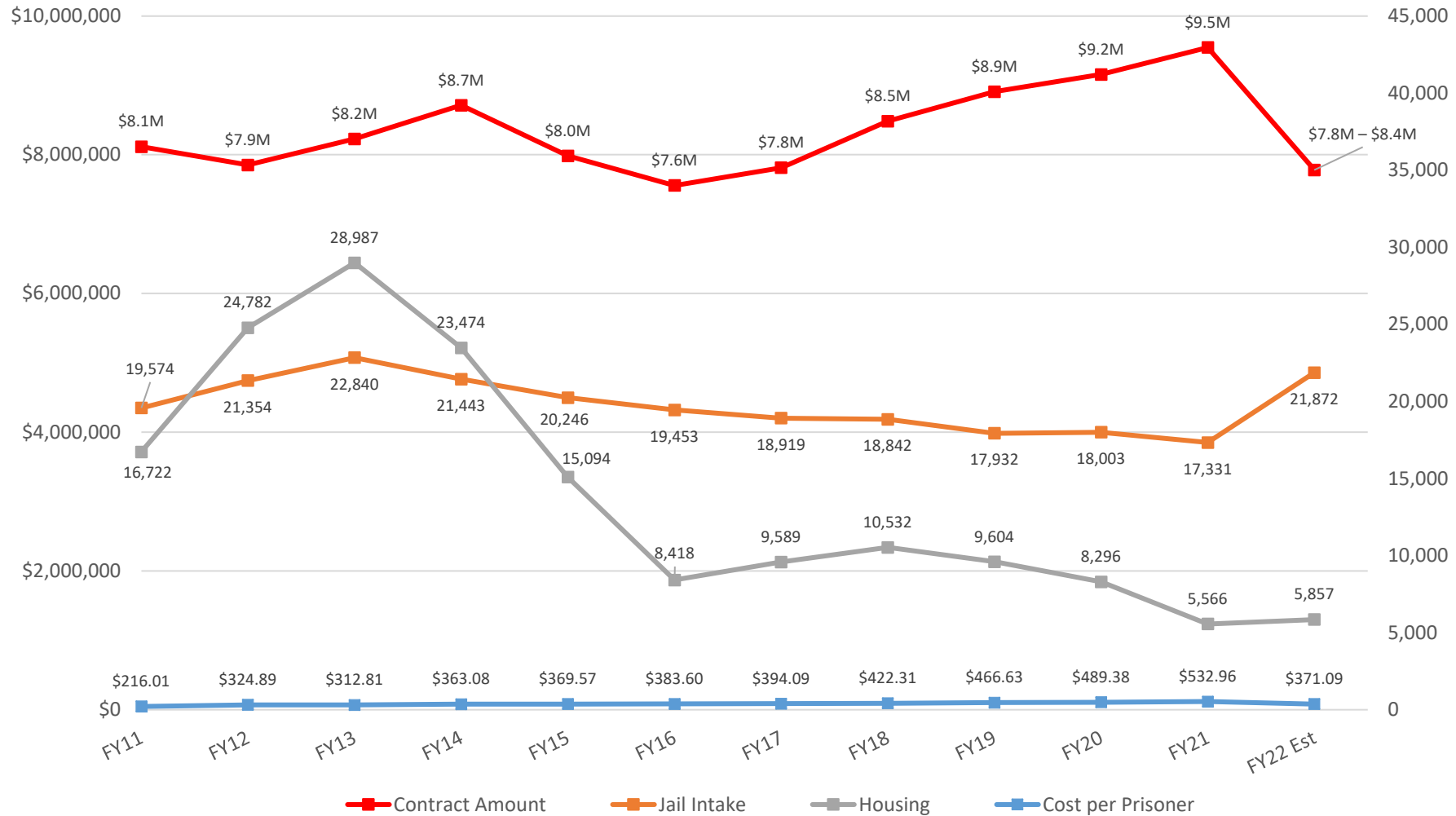
## Cost Methodology



**Estimated Contract Total  
\$7.8M - \$8.4M**



# Appendix



# Memorandum



CITY OF DALLAS

DATE April 8, 2022

Honorable Members of the Public Safety Committee  
TO Adam McGough (Chair), Cara Mendelsohn (Vice Chair), Tennell Atkins, Jesse Moreno,  
Jaime Resendez, Casey Thomas, Gay Donnell Willis

SUBJECT **Dallas Fire-Rescue (DFR) Dashboard**

Dallas Fire-Rescue (DFR) continues to refine its data analysis and statistical reporting. We have had over 67,000 dispatched incidents so far in 2022 (22,492 for the month of March). We were just below our EMS response within 9 minutes metric and our 5:20 Structure Fire Response metric at 86% and 87% respectively. We had 6 significant fires for the month of March which was down from 9 in the month of February. Our inspections, re-inspections, and smoke detector installations are getting back to normal ranges (10,472 inspections/re-inspections and 454 smoke detector installs). Our rescue UHU numbers remain in the 36% range for full-time rescues.

For your quick reference, you can access DFR's Dashboard using the following link:  
<https://dallascitydata.dallascityhall.com/views/DFRDashboardbanner1/911DALLASFIRE-RESCUEINCIDENTSRESPONSESETIMES?:isGuestRedirectFromVizportal=y&:embed=y>

We welcome feedback and suggestions for improvement. Please continue to explore the dashboard and let us know if you have any questions or would like to see any changes/additions. Feel free to contact Executive Assistant Chief Randall (Bret) Stidham at [randall.stidham@dallascityhall.com](mailto:randall.stidham@dallascityhall.com).

Jon Fortune  
Deputy City Manager  
**[Attachment]**

c: T.C. Broadnax, City Manager  
Chris Caso, City Attorney  
Mark Swann, City Auditor  
Biliera Johnson, City Secretary  
Preston Robinson, Administrative Judge  
Kimberly Bizor Tolbert, Deputy City Manager

Majed A. Al-Ghafry, Assistant City Manager  
M. Elizabeth (Liz) Cedillo-Pereira, Assistant City Manager  
Robert Perez, Interim Assistant City Manager  
Carl Simpson, Interim Assistant City Manager  
M. Elizabeth Reich, Chief Financial Officer  
Genesis D. Gavino, Chief of Staff to the City Manager  
Directors and Assistant Directors





# DFR Executive Summary for Month Ending: March 2022



**67,227**

Total 911 DFR Incidents  
Incidentes totales de 911 DFR

**86%**

Medical Responses within 9 minutes  
Respuestas médicas en 9 minutos o menos

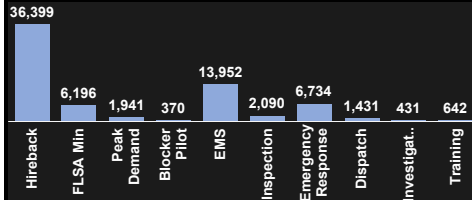
**39%**

Medical Responses within 5 minutes  
Respuestas médicas en 5 minutos o menos

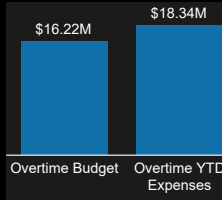
**87%**

Structure Fire Responses within 5 minutes, 20 seconds  
Respuestas a incendios estructurales en 5 minutos, 20 segundos o menos

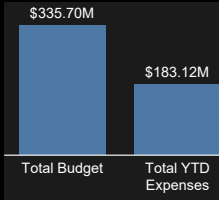
## Overtime Hours Breakdown Categorías de Horas Extras Trabajadas



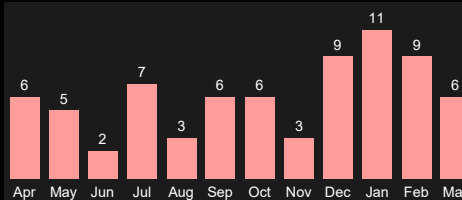
## Sworn Overtime Presupuesto de Horas Extras



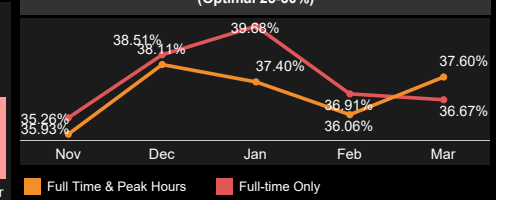
## Total Budget\* Presupuesto



## Significant Fires Incendios Significativos por Mes



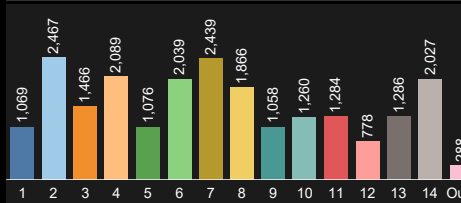
## Ambulance Unit Hour Utilization Rate Tasa de Utilización de Ambulancias (Optimal 25-30%)



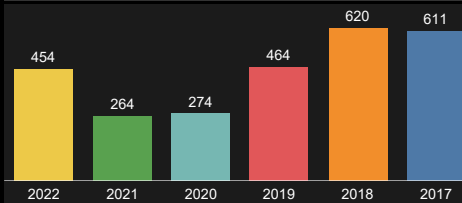
## Sworn Staffing & Hiring Categorías de Personal

	2020	2021	2022
EMS & Emergency Respo..	1,652	1,681	1,645
Dispatch Comms & GIS	59	61	61
Fire Prevention & Inspecti..	94	91	84
Training & Recruitment	127	81	154
Arson Investigation EOD	21	22	21
Aircraft Rescue Fire Fight..	33	38	34
Total Staff	1,986	1,974	1,999
Number of Frontline Paramedics	744		
Total Number of Active Paramedics	1,386		

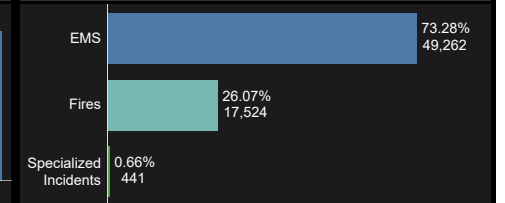
## Incident Response Data by Council District Incidentes por Distrito del Concejo Municipal



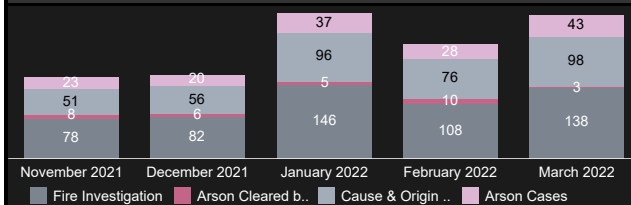
## Smoke Detector Installs Instalaciones de Alarma de Humo



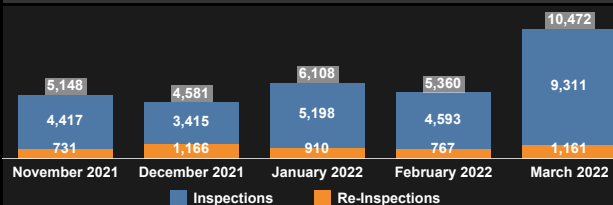
## Fire Communications & Dispatch Despachos por Categorías de Incidente



## Arson Investigation Case Breakdown Investigaciones de Incendio Provocado



## Inspections & Re-Inspections Inspecciones de Estructuras



## Academy Breakdown Información de la Academia

Class:	363	364	365	366	367	368
# of Trainees	15	16	18	18	17	18
Start Date	Jul-2021	Jul-2021	Oct-2021	Oct-2021	Feb-2021	Feb-2021
End Date	Oct-2022	Oct-2022	Feb-2023	Feb-2023	May-2023	May-2023
ERB Assigned	Dec-2022	Dec-2022	Mar-2023	Mar-2023	Jun-2023	Jun-2023

\* YTD-Exp - Do Not Include Encumbrances

Dallas Police Department Dashboard March 2022

FY21-22 BUDGET				CRIME REPORTING*****																																																																																																																																																																																																					
February Top 10 OT Activity Codes (By Hrs.)*				Sworn Overtime		Total Budget		Total Arrests				Year to Date Crime (NIBRS) January 1, 2022 -March 31, 2022																																																																																																																																																																																													
												<table><tr><th colspan="6">Year to Date Crime (NIBRS) January 1, 2022 -March 31, 2022</th></tr><tr><th rowspan="10">Person</th><th>Offense</th><th>2022</th><th>2021</th><th>Count DIFF</th><th>% Change</th><th>Clearance Rate</th></tr><tr><td>Assault Offenses</td><td>6,282</td><td>6,800</td><td>-518</td><td>-7.6%</td><td rowspan="3">64.2%</td></tr><tr><td>Agg Assault FV</td><td>393</td><td>464</td><td>-71</td><td>-15.3%</td></tr><tr><td>Simple Assault FV</td><td>2,603</td><td>2,650</td><td>-47</td><td>-1.8%</td></tr><tr><td>Homicide Offenses</td><td>67</td><td>64</td><td>3</td><td>4.7%</td><td rowspan="3">55.2%</td></tr><tr><td>Murder &amp; Nonnegligent Manslaughter</td><td>59</td><td>53</td><td>6</td><td>11.3%</td></tr><tr><td>Human Trafficking</td><td>4</td><td>9</td><td>-5</td><td>-55.6%</td></tr><tr><td>Kidnapping / Abduction</td><td>25</td><td>36</td><td>-11</td><td>-30.6%</td><td rowspan="3">108.0%</td></tr><tr><td>Sex Offenses, Forcible</td><td>109</td><td>215</td><td>-106</td><td>-49.3%</td></tr><tr><td>Sex Offenses, Nonforcible</td><td>-</td><td>-</td><td>0</td><td>-</td><td>-</td></tr><tr><td>Sub-Total</td><td>6,487</td><td>7,124</td><td>-637</td><td>-8.9%</td><td>65.2%</td></tr><tr><th rowspan="10">Property</th><td>Arson</td><td>60</td><td>51</td><td>9</td><td>17.6%</td><td rowspan="3">5.0%</td></tr><tr><td>Bribery</td><td>1</td><td>1</td><td>0</td><td>0.0%</td></tr><tr><td>Burglary / Breaking &amp; Entering</td><td>1,490</td><td>1,641</td><td>-151</td><td>-9.2%</td></tr><tr><td>Counterfeiting / Forgery</td><td>77</td><td>87</td><td>-10</td><td>-11.5%</td><td rowspan="3">10.4%</td></tr><tr><td>Destruction / Vandalism</td><td>2,229</td><td>2,417</td><td>-188</td><td>-7.8%</td></tr><tr><td>Embezzlement</td><td>66</td><td>69</td><td>-3</td><td>-4.3%</td></tr><tr><td>Extortion / Blackmail</td><td>-</td><td>5</td><td>-5</td><td>-100.0%</td><td rowspan="3">0.0%</td></tr><tr><td>Fraud</td><td>420</td><td>544</td><td>-124</td><td>-22.8%</td></tr><tr><td>Larceny / Theft</td><td>6,027</td><td>6,666</td><td>-639</td><td>-9.6%</td></tr><tr><td>Motor Vehicle Theft</td><td>3,124</td><td>2,397</td><td>727</td><td>30.3%</td><td rowspan="3">7.5%</td></tr><tr><td>Robbery</td><td>558</td><td>651</td><td>-93</td><td>-14.3%</td></tr><tr><td>Stolen Property Offenses</td><td>171</td><td>149</td><td>22</td><td>14.8%</td></tr><tr><td>Sub-Total</td><td>14,223</td><td>14,678</td><td>-455</td><td>-3.1%</td><td>9.1%</td></tr><tr><th rowspan="10">Society</th><td>Animal Cruelty</td><td>22</td><td>20</td><td>2</td><td>10.0%</td><td rowspan="3">9.1%</td></tr><tr><td>Drug / Narcotics</td><td>2,304</td><td>2,506</td><td>-202</td><td>-8.1%</td></tr><tr><td>Gambling</td><td>14</td><td>20</td><td>-6</td><td>-30.0%</td></tr><tr><td>Pornography / Obscene Material</td><td>6</td><td>3</td><td>3</td><td>100.0%</td><td rowspan="3">50.0%</td></tr><tr><td>Prostitution Offenses</td><td>32</td><td>109</td><td>-77</td><td>-70.6%</td></tr><tr><td>Weapon Law Violations</td><td>612</td><td>673</td><td>-61</td><td>-9.1%</td></tr><tr><td>Sub-Total</td><td>2,990</td><td>3,331</td><td>-341</td><td>-10.2%</td><td>66.9%</td></tr><tr><td>Total</td><td>23,700</td><td>25,133</td><td>-1,433</td><td>-5.7%</td><td>30.7%</td></tr></table>						Year to Date Crime (NIBRS) January 1, 2022 -March 31, 2022						Person	Offense	2022	2021	Count DIFF	% Change	Clearance Rate	Assault Offenses	6,282	6,800	-518	-7.6%	64.2%	Agg Assault FV	393	464	-71	-15.3%	Simple Assault FV	2,603	2,650	-47	-1.8%	Homicide Offenses	67	64	3	4.7%	55.2%	Murder & Nonnegligent Manslaughter	59	53	6	11.3%	Human Trafficking	4	9	-5	-55.6%	Kidnapping / Abduction	25	36	-11	-30.6%	108.0%	Sex Offenses, Forcible	109	215	-106	-49.3%	Sex Offenses, Nonforcible	-	-	0	-	-	Sub-Total	6,487	7,124	-637	-8.9%	65.2%	Property	Arson	60	51	9	17.6%	5.0%	Bribery	1	1	0	0.0%	Burglary / Breaking & Entering	1,490	1,641	-151	-9.2%	Counterfeiting / Forgery	77	87	-10	-11.5%	10.4%	Destruction / Vandalism	2,229	2,417	-188	-7.8%	Embezzlement	66	69	-3	-4.3%	Extortion / Blackmail	-	5	-5	-100.0%	0.0%	Fraud	420	544	-124	-22.8%	Larceny / Theft	6,027	6,666	-639	-9.6%	Motor Vehicle Theft	3,124	2,397	727	30.3%	7.5%	Robbery	558	651	-93	-14.3%	Stolen Property Offenses	171	149	22	14.8%	Sub-Total	14,223	14,678	-455	-3.1%	9.1%	Society	Animal Cruelty	22	20	2	10.0%	9.1%	Drug / Narcotics	2,304	2,506	-202	-8.1%	Gambling	14	20	-6	-30.0%	Pornography / Obscene Material	6	3	3	100.0%	50.0%	Prostitution Offenses	32	109	-77	-70.6%	Weapon Law Violations	612	673	-61	-9.1%	Sub-Total	2,990	3,331	-341	-10.2%	66.9%	Total	23,700	25,133	-1,433	-5.7%	30.7%
Year to Date Crime (NIBRS) January 1, 2022 -March 31, 2022																																																																																																																																																																																																									
Person	Offense	2022	2021	Count DIFF	% Change	Clearance Rate																																																																																																																																																																																																			
	Assault Offenses	6,282	6,800	-518	-7.6%	64.2%																																																																																																																																																																																																			
	Agg Assault FV	393	464	-71	-15.3%																																																																																																																																																																																																				
	Simple Assault FV	2,603	2,650	-47	-1.8%																																																																																																																																																																																																				
	Homicide Offenses	67	64	3	4.7%	55.2%																																																																																																																																																																																																			
	Murder & Nonnegligent Manslaughter	59	53	6	11.3%																																																																																																																																																																																																				
	Human Trafficking	4	9	-5	-55.6%																																																																																																																																																																																																				
	Kidnapping / Abduction	25	36	-11	-30.6%	108.0%																																																																																																																																																																																																			
	Sex Offenses, Forcible	109	215	-106	-49.3%																																																																																																																																																																																																				
	Sex Offenses, Nonforcible	-	-	0	-		-																																																																																																																																																																																																		
Sub-Total	6,487	7,124	-637	-8.9%	65.2%																																																																																																																																																																																																				
Property	Arson	60	51	9	17.6%	5.0%																																																																																																																																																																																																			
	Bribery	1	1	0	0.0%																																																																																																																																																																																																				
	Burglary / Breaking & Entering	1,490	1,641	-151	-9.2%																																																																																																																																																																																																				
	Counterfeiting / Forgery	77	87	-10	-11.5%	10.4%																																																																																																																																																																																																			
	Destruction / Vandalism	2,229	2,417	-188	-7.8%																																																																																																																																																																																																				
	Embezzlement	66	69	-3	-4.3%																																																																																																																																																																																																				
	Extortion / Blackmail	-	5	-5	-100.0%	0.0%																																																																																																																																																																																																			
	Fraud	420	544	-124	-22.8%																																																																																																																																																																																																				
	Larceny / Theft	6,027	6,666	-639	-9.6%																																																																																																																																																																																																				
	Motor Vehicle Theft	3,124	2,397	727	30.3%	7.5%																																																																																																																																																																																																			
Robbery	558	651	-93	-14.3%																																																																																																																																																																																																					
Stolen Property Offenses	171	149	22	14.8%																																																																																																																																																																																																					
Sub-Total	14,223	14,678	-455	-3.1%	9.1%																																																																																																																																																																																																				
Society	Animal Cruelty	22	20	2	10.0%	9.1%																																																																																																																																																																																																			
	Drug / Narcotics	2,304	2,506	-202	-8.1%																																																																																																																																																																																																				
	Gambling	14	20	-6	-30.0%																																																																																																																																																																																																				
	Pornography / Obscene Material	6	3	3	100.0%	50.0%																																																																																																																																																																																																			
	Prostitution Offenses	32	109	-77	-70.6%																																																																																																																																																																																																				
	Weapon Law Violations	612	673	-61	-9.1%																																																																																																																																																																																																				
	Sub-Total	2,990	3,331	-341	-10.2%	66.9%																																																																																																																																																																																																			
	Total	23,700	25,133	-1,433	-5.7%	30.7%																																																																																																																																																																																																			
	SWORN STAFFING AND HIRING FISCAL YEAR****				PATROL PERFORMANCE CALENDAR YEAR TO DATE																																																																																																																																																																																																				
	Function	FY 21-22 YTD	FY 20-21	FY 19-20	Crime Change by Division				Response time																																																																																																																																																																																																
CBD	84	84	104	Person	Property	MTD Total	YTD Total	Priority 1	Priority 2																																																																																																																																																																																																
Central	173	185	176	-9.47%	0.52%	-13.71%	-2.55%	6.77	29.02																																																																																																																																																																																																
NE	315	327	353	-8.11%	-2.39%	-19.88%	-4.66%	8.36	56.66																																																																																																																																																																																																
SE	283	304	314	-11.07%	-8.07%	-21.57%	-13.65%	8.44	52.25																																																																																																																																																																																																
SW	267	263	288	-12.09%	1.22%	-20.07%	-2.04%	8.53	37.81																																																																																																																																																																																																
NW	241	237	248	4.29%	-5.57%	-12.93%	-3.71%	8.50	35.63																																																																																																																																																																																																
NC	207	187	182	7.54%	-6.68%	-20.17%	-1.27%	8.21	26.63																																																																																																																																																																																																
SC	271	314	322	-19.60%	-2.65%	-23.88%	-11.47%	8.81	46.43																																																																																																																																																																																																
Nuisance Abatement	9	8	6	*CBD crime and response time data included in Central																																																																																																																																																																																																					
Community Affairs (NPO)	90	82	3	INTERNAL AFFAIRS																																																																																																																																																																																																					
Right Care	20	13	1,996																																																																																																																																																																																																						
Patrol Total	1,946	2,004	1,996	Complaint Type		2022 YTD		2021 YTD	% Change																																																																																																																																																																																																
Support	109	105	146	Investigations Completed		72		120	-40.0%																																																																																																																																																																																																
Administrative	136	126	113	Use of Force Complaints Received		18		5	260.0%																																																																																																																																																																																																
Investigations	460	479	468	Investigations Over 200 Days *****																																																																																																																																																																																																					
Tactical and Special Ops	278	257	249	Active Investigations		20	Awaiting Chief of Police Hearing		0																																																																																																																																																																																																
Trainees	171	149	177	Investigation suspended		22	Awaiting Bureau Chief Hearing		2																																																																																																																																																																																																
Total	3,100	3,120	3,149	Awaiting Corrective Action		10	Total		54																																																																																																																																																																																																
FY 21-22 Hiring and Attrition				FY21-22 Hiring Goal : 250		Top 911 Calls																																																																																																																																																																																																			
						<table><tr><th>Type</th><th>Calls YTD</th><th>March-2022</th><th>March-2021</th></tr><tr><td>Major Disturbance</td><td>26,934</td><td>9,774</td><td>9,296</td></tr><tr><td>*****</td><td></td><td></td><td></td></tr><tr><td>Other Incidents</td><td>13,740</td><td>4,925</td><td>4,868</td></tr><tr><td>*****</td><td></td><td></td><td></td></tr><tr><td>Other Escalated</td><td>12,659</td><td>4,631</td><td>4,739</td></tr><tr><td>Suspicious Person</td><td>5,872</td><td>2,196</td><td>2,115</td></tr><tr><td>Minor Accident</td><td>6,577</td><td>2,350</td><td>2,552</td></tr><tr><td>Business Alarm</td><td>4,620</td><td>1,461</td><td>1,596</td></tr><tr><td>Major Accident</td><td>4,844</td><td>1,671</td><td>1,493</td></tr><tr><td>Loud Music</td><td>4,762</td><td>1,941</td><td>2,073</td></tr><tr><td>Burg Motor Veh</td><td>1,095</td><td>371</td><td>253</td></tr><tr><td>Crisis Intervention</td><td>2,929</td><td>1,055</td><td>1,035</td></tr><tr><td>911 Hang-up</td><td>1,529</td><td>510</td><td>812</td></tr></table>				Type	Calls YTD	March-2022	March-2021	Major Disturbance	26,934	9,774	9,296	*****				Other Incidents	13,740	4,925	4,868	*****				Other Escalated	12,659	4,631	4,739	Suspicious Person	5,872	2,196	2,115	Minor Accident	6,577	2,350	2,552	Business Alarm	4,620	1,461	1,596	Major Accident	4,844	1,671	1,493	Loud Music	4,762	1,941	2,073	Burg Motor Veh	1,095	371	253	Crisis Intervention	2,929	1,055	1,035	911 Hang-up	1,529	510	812																																																																																																																																								
Type	Calls YTD	March-2022	March-2021																																																																																																																																																																																																						
Major Disturbance	26,934	9,774	9,296																																																																																																																																																																																																						
*****																																																																																																																																																																																																									
Other Incidents	13,740	4,925	4,868																																																																																																																																																																																																						
*****																																																																																																																																																																																																									
Other Escalated	12,659	4,631	4,739																																																																																																																																																																																																						
Suspicious Person	5,872	2,196	2,115																																																																																																																																																																																																						
Minor Accident	6,577	2,350	2,552																																																																																																																																																																																																						
Business Alarm	4,620	1,461	1,596																																																																																																																																																																																																						
Major Accident	4,844	1,671	1,493																																																																																																																																																																																																						
Loud Music	4,762	1,941	2,073																																																																																																																																																																																																						
Burg Motor Veh	1,095	371	253																																																																																																																																																																																																						
Crisis Intervention	2,929	1,055	1,035																																																																																																																																																																																																						
911 Hang-up	1,529	510	812																																																																																																																																																																																																						
				Mar Reports				Expeditor Reports		DORS Reports																																																																																																																																																																																															
								1,518		1,051																																																																																																																																																																																															
Dispatched Calls and Response Time																																																																																																																																																																																																									
Date	Priority 1 Response Time	Priority 2 Response Time	Priority 3 Response Time	Priority 4 Response Time	Dispatched 911 Calls																																																																																																																																																																																																				
Mar-22	8.31	47.01	235.63	313.60	48,021																																																																																																																																																																																																				
YTD 2022	8.26	41.73	197.52	255.88	133,405																																																																																																																																																																																																				
Mar-21	7.25	25.00	91.07	133.11	46,914																																																																																																																																																																																																				
YTD 2021	7.54	24.89	83.47	118.24	129,020																																																																																																																																																																																																				

Notes:

\*DPD recently refined its >180 OT activity codes. New overtime activity codes further improve internal management opportunities as well as improve clarity/transparency to City Council. Results of these changes are now reflected in this report. Reimbursement hours are taken out.

\*\*YE estimate based on FY22’s YTD expenditure trends.

\*\*\*Reimbursmnt and Revenue for DPD

\*\*\*\*Staffing shown is end of fiscal year actuals, Right Care officers and NPO tracked separately starting FY 20-21.

Support: Youth Outreach, Communications, Staff Review, Academy, Auto Pound, Detention Services, Crime Analysis, Property Recovery.

\*\*\*\*\*Other Incident Calls - used when a call is received but does not fit into any other category of signals. Ex. harassing phone calls, criminal trespass, death notifications

\*\*\*\*\*Other Escalated Calls - used when a call is received but does not fit into any other category of signals and is a priority in nature. Ex. person walking on the shoulder of freeway, suspicious activity that could lead to an offense.

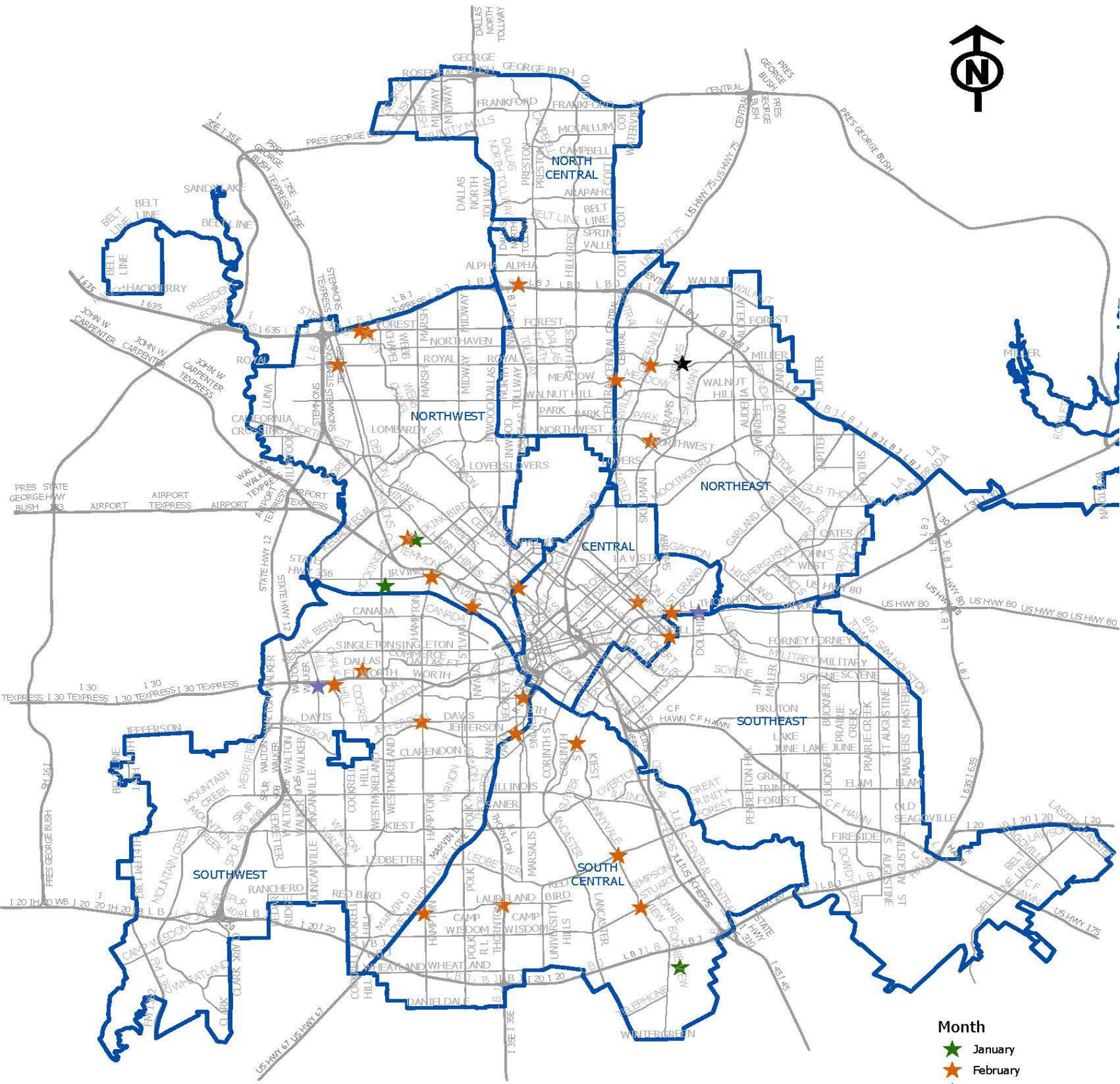
\*\*\*\*\* Crime reporting now includes NIBRS data. Data is preliminary.

\*\*\*\*\* Investigations suspended : Awaiting criminal investigation. Awaiting Corrective Action: Cases not involving suspension



Racing / Speeding Hotspots

Takeover Locations

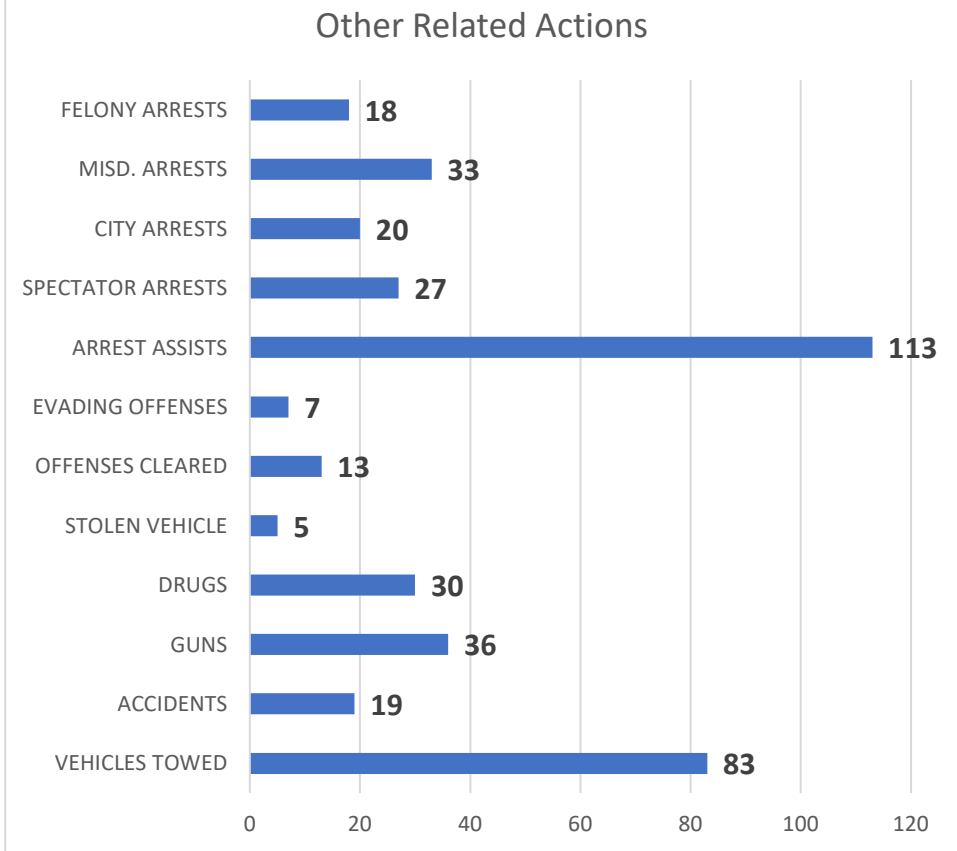
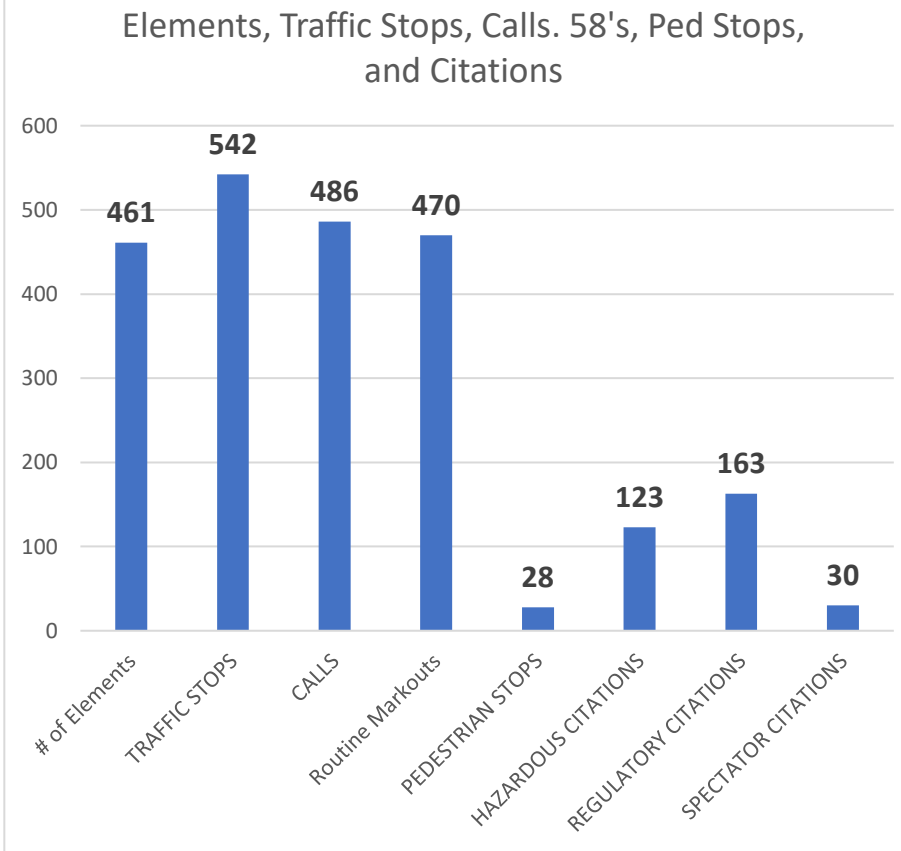


0 1.25 2.5 5 Miles

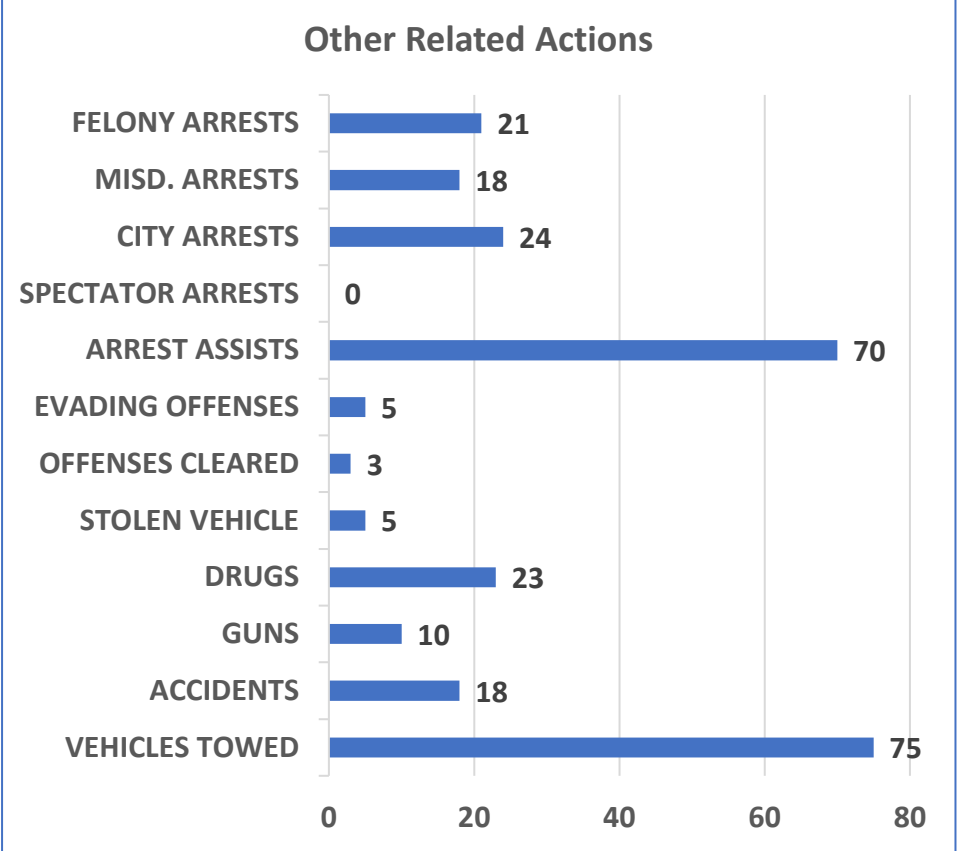
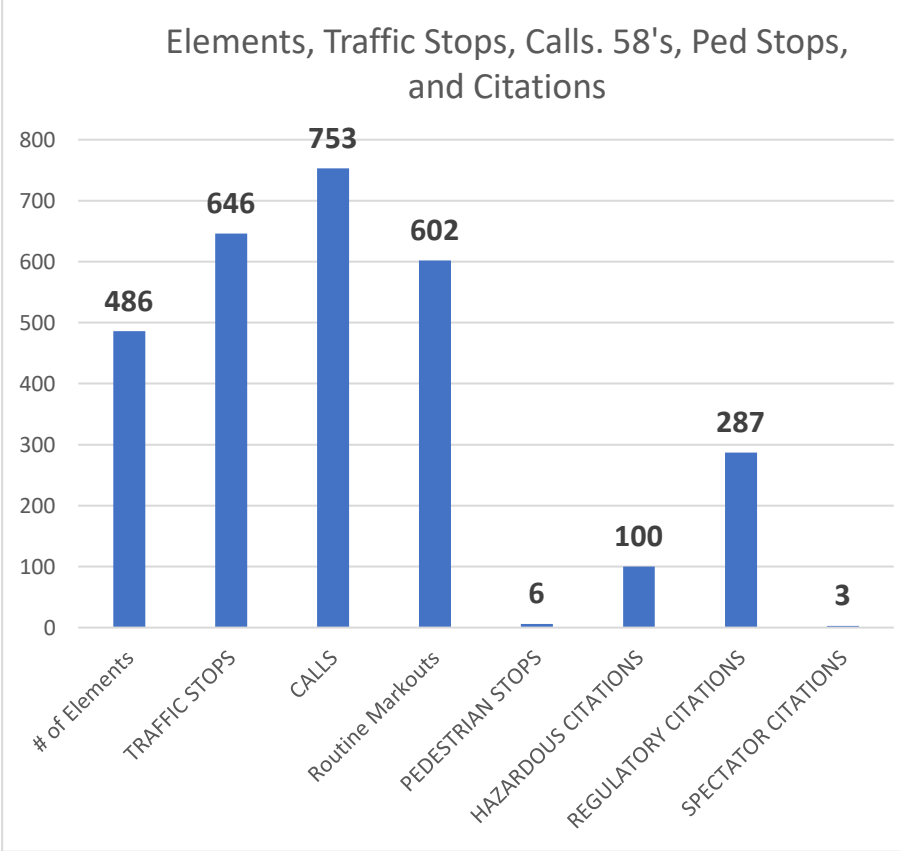
Date: 4/7/2022 4:58 PM  
#7192

Racing / Speeding Operational Activity

February



March



Notes:

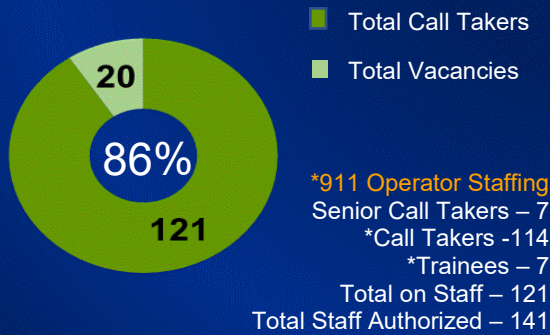
Hazardous Citations: Citations involving safety violations such as red light / stop sign violations.

Regulatory Citations: Citations of an administrative violation such as registration, insurance, driver's license.



# 9-1-1 Communications Dashboard (March) 2022

## Call Center Staffing



March 2022  
Service Level

**98.16%**



YTD Service Level  
Jan 1 – Mar 31, 2022

**98.39%**



Average Answer Time  
March 2022

**0:04**



March 2022  
Total 911 Calls

**149,460**



Call Takers in Training

**7**



Call Takers in Background

**9**

## Service Level Comparison

Month	FY'22	FY'21	FY'20
October	<b>88.83%</b>	<b>68.97%</b>	<b>86.31%</b>
November	<b>94.57%</b>	<b>73.94%</b>	<b>87.48%</b>
December	<b>97.60%</b>	<b>71.90%</b>	<b>81.07%</b>
January	<b>98.07%</b>	<b>72.54%</b>	<b>87.95%</b>
February	<b>99.01%</b>	<b>52.91%</b>	<b>87.88%</b>
March	<b>98.16%</b>	<b>56.59%</b>	<b>86.66%</b>
April		<b>60.24%</b>	<b>93.70%</b>
May		<b>41.51%</b>	<b>85.97%</b>
June		<b>55.04%</b>	<b>74.44%</b>
July		<b>81.88%</b>	<b>65.95%</b>
August		<b>88.27%</b>	<b>59.02%</b>
September		<b>85.85%</b>	<b>59.96%</b>

The NENA standard recommends 90% of all incoming calls be answered in 10 seconds or less

## Total Emergency Calls

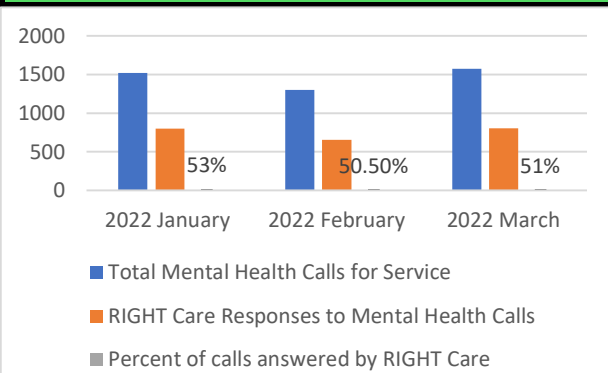
Month	FY'22	FY'21	FY'20
October	<b>169,217</b>	<b>165,038</b>	<b>173,659</b>
November	<b>146,055</b>	<b>154,647</b>	<b>159,210</b>
December	<b>155,427</b>	<b>158,259</b>	<b>166,926</b>
January	<b>142,329</b>	<b>152,558</b>	<b>159,697</b>
February	<b>126,752</b>	<b>165,670</b>	<b>151,362</b>
March	<b>149,460</b>	<b>170,351</b>	<b>156,845</b>
April		<b>169,187</b>	<b>130,603</b>
May		<b>193,895</b>	<b>159,843</b>
June		<b>187,044</b>	<b>166,962</b>
July		<b>183,655</b>	<b>175,203</b>
August		<b>163,077</b>	<b>179,692</b>
September		<b>160,078</b>	<b>165,929</b>

FY' 21 Total **2,023,459** FY' 20 Total **1,945,931** = **3.98%** (increase)

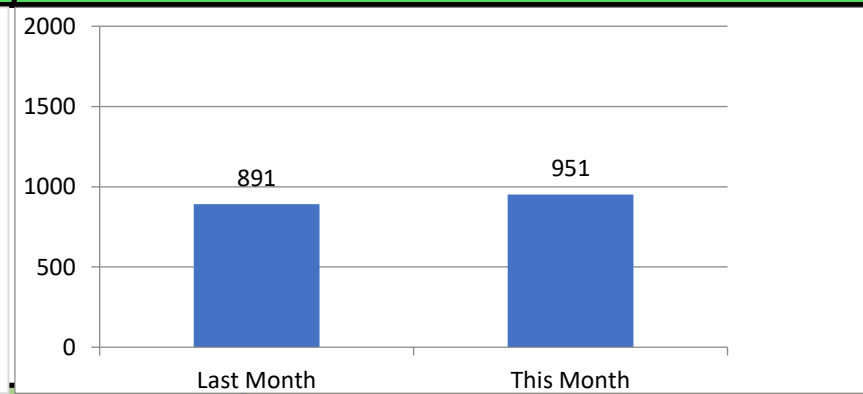
Office of Integrated Public Safety Solutions - March 2022 Dashboard

**Rapid Integrated Group Healthcare Team**

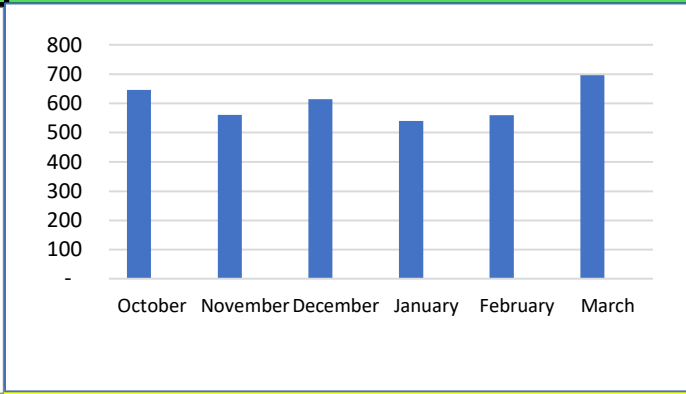
### Percent of All Mental Health Calls Answered by RIGHT Care - MTD



**Total Number of 911 Calls (all types) answered by RIGHT Care Teams**



### Clients Served by RIGHT Care



DPD Right Care Activity	
1	1.00
2	2.00
3	3.00
4	4.00
5	5.00
6	6.00
7	7.00
8	8.00
9	9.00
10	10.00
11	11.00
12	12.00
13	13.00
14	14.00
15	15.00
16	16.00
17	17.00
18	18.00
19	19.00
20	20.00
21	21.00
22	22.00
23	23.00
24	24.00
25	25.00
26	26.00
27	27.00
28	28.00
29	29.00
30	30.00
31	31.00
32	32.00
33	33.00
34	34.00
35	35.00
36	36.00
37	37.00
38	38.00
39	39.00
40	40.00
41	41.00
42	42.00
43	43.00
44	44.00
45	45.00
46	46.00
47	47.00
48	48.00
49	49.00
50	50.00
51	51.00
52	52.00
53	53.00
54	54.00
55	55.00
56	56.00
57	57.00
58	58.00
59	59.00
60	60.00
61	61.00
62	62.00
63	63.00
64	64.00
65	65.00
66	66.00
67	67.00
68	68.00
69	69.00
70	70.00
71	71.00
72	72.00
73	73.00
74	74.00
75	75.00
76	76.00
77	77.00
78	78.00
79	79.00
80	80.00
81	81.00
82	82.00
83	83.00
84	84.00
85	85.00
86	86.00
87	87.00
88	88.00
89	89.00
90	90.00
91	91.00
92	92.00
93	93.00
94	94.00
95	95.00
96	96.00
97	97.00
98	98.00
99	99.00
100	100.00

Activity	This Month	YTD
Clients Served	697	9,756
Calls Answered	1140	14,665
Jail Diversions	65	1636
Total Outreach Calls	29	731
Total follow up calls	101	1600
<b>Total</b>	1923	28388
FY 21-22 Expansion	<b>In Progress</b>	7 teams operating

## Nuisance Abatement

Nuisance Abatement		
Activity	This Month	YTD
Properties Investigated	39	99
Contacts with property owners	71	189
Meetings attended	96	263
Cases closed	8	12
Active Cases	New Case	Open Cases
Central Open Cases	0	1
Northeast Open Cases	2	8
Southeast Open Cases	0	16
Southwest Open Cases	0	8
Northwest Open Cases	2	6
North Central Open Cases	0	3
South Central Open Cases	0	12
Total Cases	4	54
Staffing	Authorized	Current
Sergeant	1	1
Detectives	7	7
Intelligence Officer	1	1

## Risk Terrain Modeling Area Environmental Interventions

Risk Terrain Modeling Area Environmental Interventions		
Interventions	This Month	YTD
Code violations identified and worked	1559	5425
Code cases complete by owner compliance	38	223
Code cases complete through city intervention	96	590
Commercial business inspections	229	1100
Vacant lots remediated	59	298
Zoning cases worked	250	1072
Substandard structure cases worked	755	1710
Effectiveness Measure: Percentage Increase or Decrease		
	Malcolm X/Marburg	Illinois Ave
Calls for police this year vs last year	-1%	-29%
Criminal offenses this year vs last year	-29%	12%

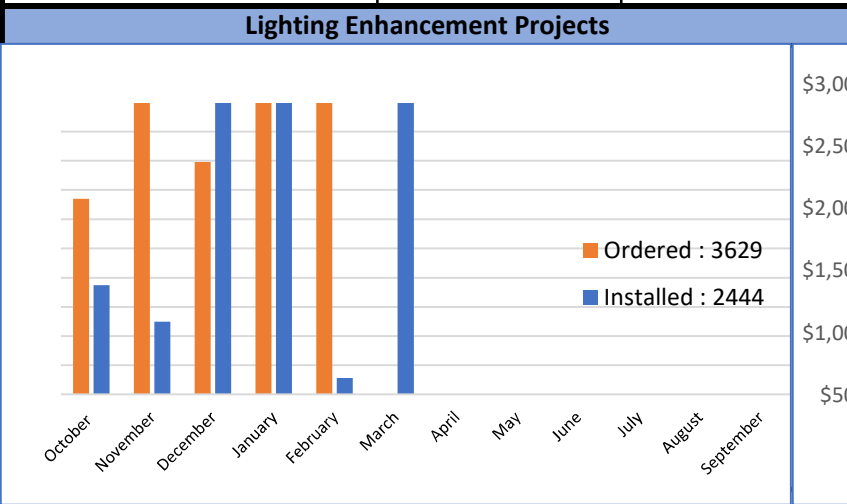
[illegible]

Youth Advocate Programs		
Activity	This Month	Year to Date
Violence Interruption Contacts	77	598
Mentoring Contacts	83	357
Social Service Referrals	65	233
Employment Opportunity Referral	67	206
Hospital Response	0	1
Community Engagement Events	6	76
Coordination Meetings	14	99
Youth Programs	5	45

## Integrated Public Safety Solutions Engagement Report

Integrated Public Safety Solutions Engagement Report		
Activity	This Month	YTD
Citywide Department Collaboration Meetings	4	67
Community Meetings	1	12
Presentations conducted	1	8

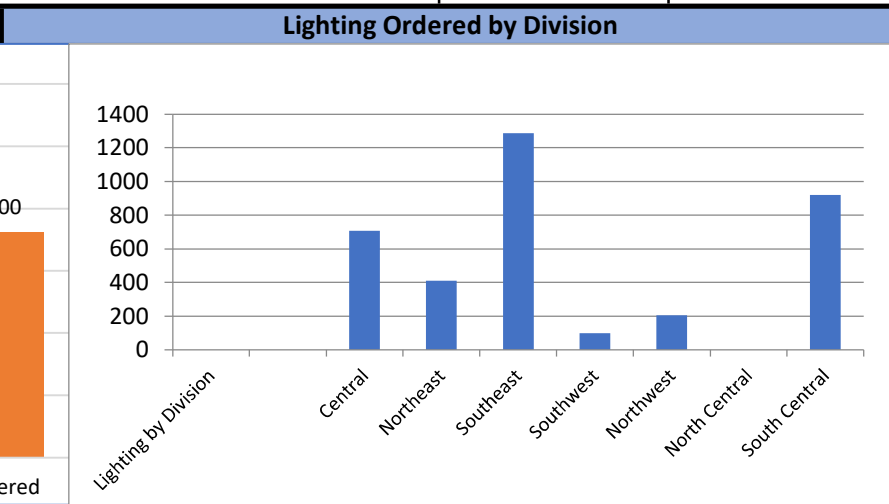
Lighting Enhancement Projects	
1	1.1
2	2.1
3	3.1
4	4.1
5	5.1
6	6.1
7	7.1
8	8.1
9	9.1
10	10.1
11	11.1
12	12.1
13	13.1
14	14.1
15	15.1
16	16.1
17	17.1
18	18.1
19	19.1
20	20.1
21	21.1
22	22.1
23	23.1
24	24.1
25	25.1
26	26.1
27	27.1
28	28.1
29	29.1
30	30.1
31	31.1
32	32.1
33	33.1
34	34.1
35	35.1
36	36.1
37	37.1
38	38.1
39	39.1
40	40.1
41	41.1
42	42.1
43	43.1
44	44.1
45	45.1
46	46.1
47	47.1
48	48.1
49	49.1
50	50.1
51	51.1
52	52.1
53	53.1
54	54.1
55	55.1
56	56.1
57	57.1
58	58.1
59	59.1
60	60.1
61	61.1
62	62.1
63	63.1
64	64.1
65	65.1
66	66.1
67	67.1
68	68.1
69	69.1
70	70.1
71	71.1
72	72.1
73	73.1
74	74.1
75	75.1
76	76.1
77	77.1
78	78.1
79	79.1
80	80.1
81	81.1
82	82.1
83	83.1
84	84.1
85	85.1
86	86.1
87	87.1
88	88.1
89	89.1
90	90.1
91	91.1
92	92.1
93	93.1
94	94.1
95	95.1
96	96.1
97	97.1
98	98.1
99	99.1
100	100.1



Lighting Budget	
1	1000
2	1000
3	1000
4	1000
5	1000
6	1000
7	1000
8	1000
9	1000
10	1000
11	1000
12	1000
13	1000
14	1000
15	1000
16	1000
17	1000
18	1000
19	1000
20	1000
21	1000
22	1000
23	1000
24	1000
25	1000
26	1000
27	1000
28	1000
29	1000
30	1000
31	1000
32	1000
33	1000
34	1000
35	1000
36	1000
37	1000
38	1000
39	1000
40	1000
41	1000
42	1000
43	1000
44	1000
45	1000
46	1000
47	1000
48	1000
49	1000
50	1000
51	1000
52	1000
53	1000
54	1000
55	1000
56	1000
57	1000
58	1000
59	1000
60	1000
61	1000
62	1000
63	1000
64	1000
65	1000
66	1000
67	1000
68	1000
69	1000
70	1000
71	1000
72	1000
73	1000
74	1000
75	1000
76	1000
77	1000
78	1000
79	1000
80	1000
81	1000
82	1000
83	1000
84	1000
85	1000
86	1000
87	1000
88	1000
89	1000
90	1000
91	1000
92	1000
93	1000
94	1000
95	1000
96	1000
97	1000
98	1000
99	1000
100	1000



### Lighting Ordered by Division



**Crisis Intervention Team**

Referrals Received	This Month	Year to Date
DFR Referral	3	22
DPD Referral	26	73
Community Referral	3	13
Clients Served	This Month	Year to Date
Verified Social Service Referrals	20	34

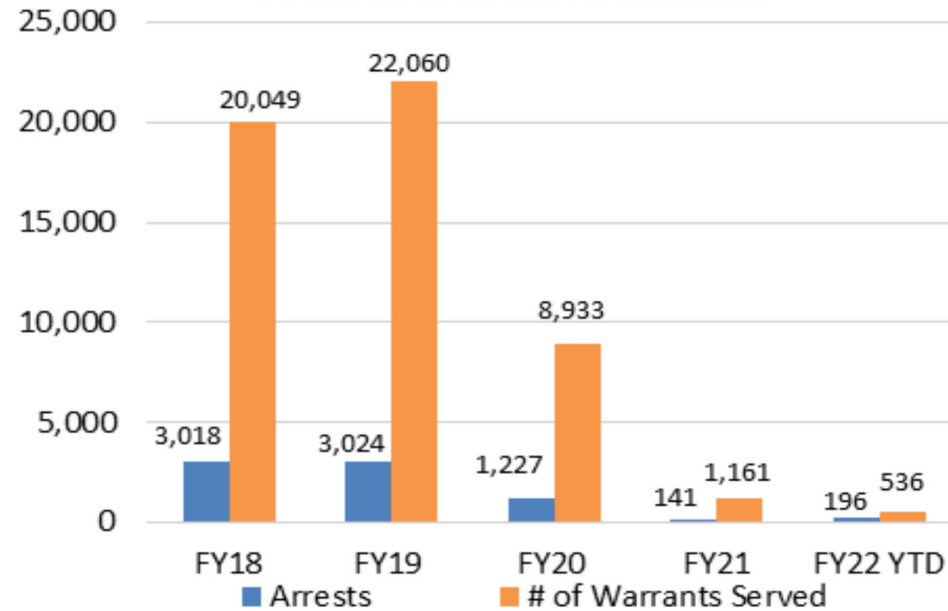
CIT Field Operations launched in February 2022. Teams continue to add capacity and capability to respond to residents in crisis. Expected monthly response volume is projected to rise to 120 field responses monthly by June 2022.

\* 911 Calls answered by RightCare can include various non-mental health signals that may have a behavioral health component: Suicide calls, major disturbance, suspicious person, suicide, shootings, missing persons, injured person, etc.

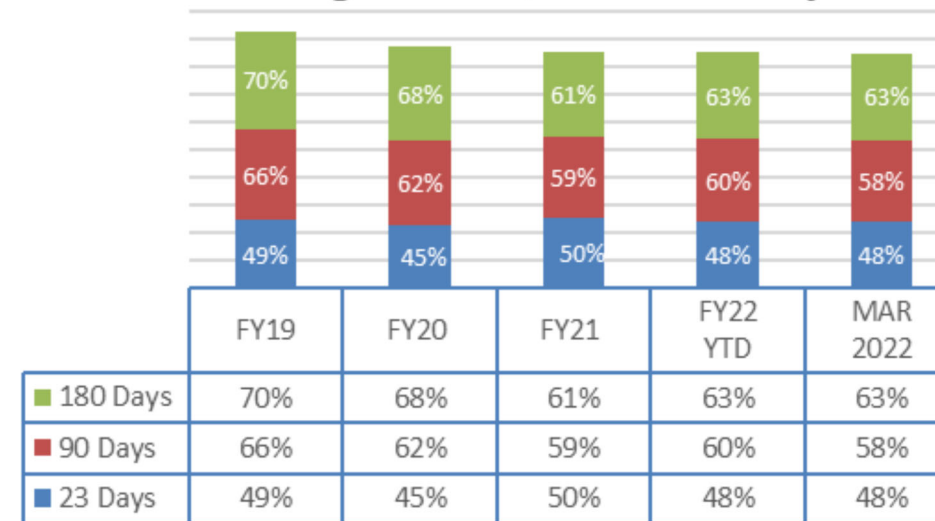


# Municipal Court Dashboard: Month Ending March 31, 2022

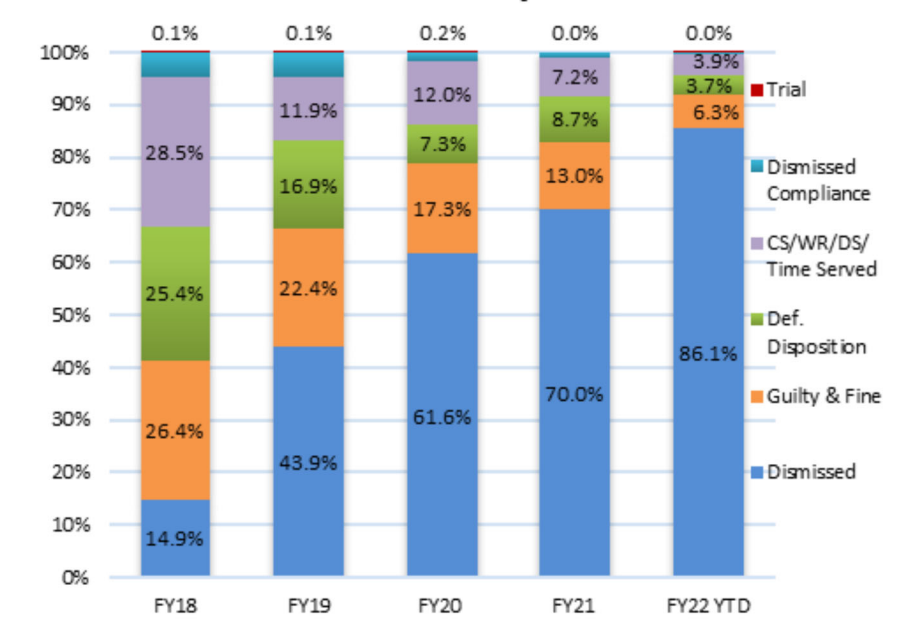
## Warrant Enforcement



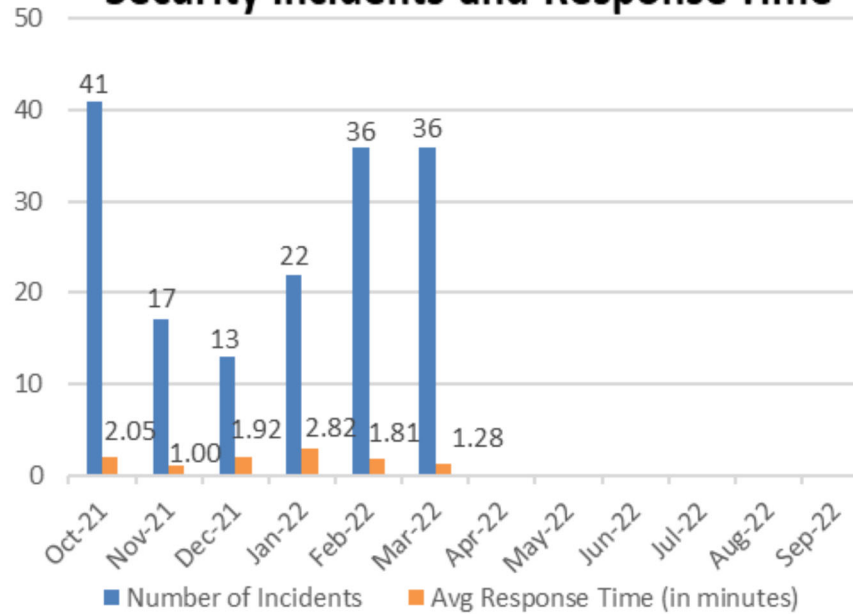
## Defendant's Cumulative Response Rate Looking Back 23, 90 & 180 Days



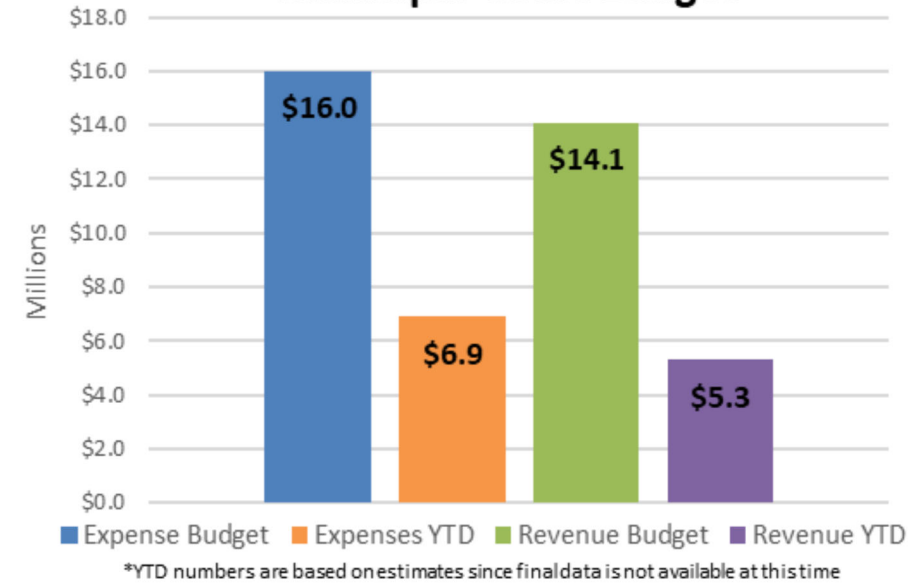
## Courthouse Dispositions



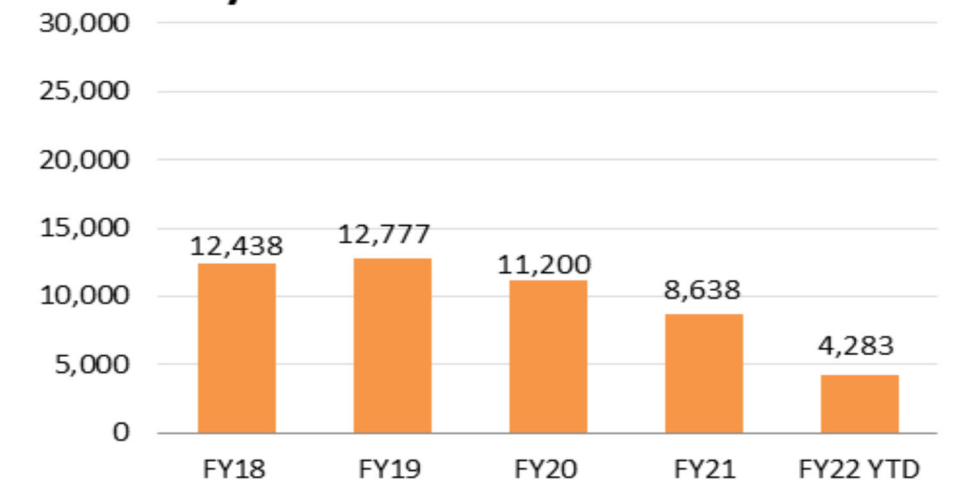
## Security Incidents and Response Time



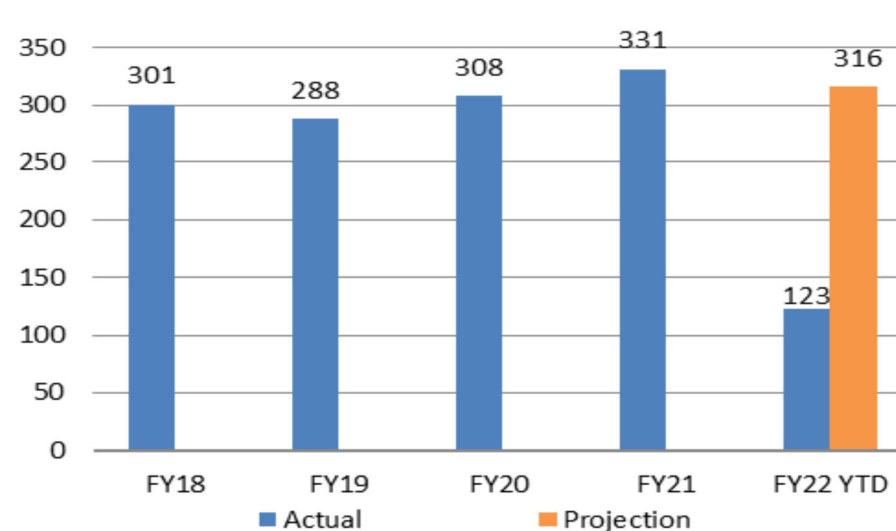
## \*Municipal Court Budget



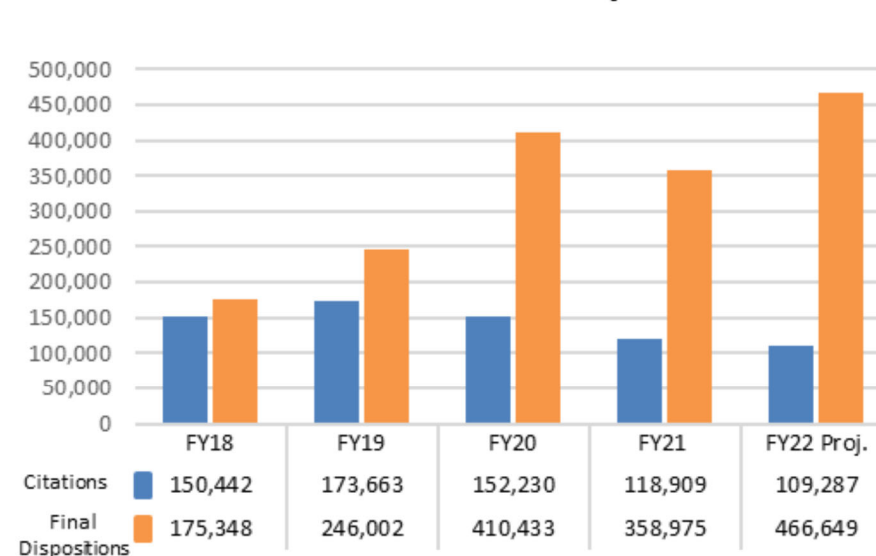
## City Detention Center Book-Ins



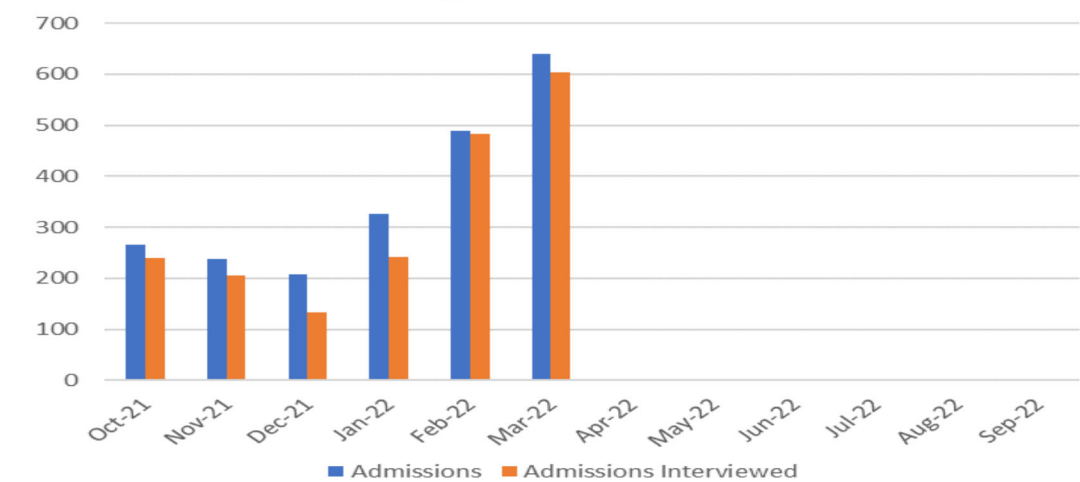
## Environmental Cases Filed



## Citation Count & Final Dispositions



## Sobering Center Performance



Date	Admissions	Admissions Interviewed	Interviewed Homeless	Total Interviewed	Homeless Percentage	Provided Services	Percentage	Repeat Offenders
Mar-22	640	603	57	94.2%	9.5%	87	14.4%	4
FY22 YTD	2168	1906	259	87.9%	13.6%	329	17.3%	43

# Memorandum



CITY OF DALLAS

DATE April 8, 2022

Honorable Members of the Public Safety Committee

TO Adam McGough (Chair), Cara Mendelsohn (Vice Chair), Tennell Atkins, Jesse Moreno, Jaime Resendez, Casey Thomas, Gay Donnell Willis

SUBJECT **Dallas Fire-Rescue Facility Construction and Academy Facility Update**

Dallas Fire-Rescue has several construction projects underway; and has been working with Building Services, the Bond, and Construction Management Office (BCM), ITS, and OEQS, along with construction contractors to ensure a coordinated effort. This is a list of City projects involving major construction of fire stations:

1. Station 19 located at 5600 E. Grand Ave – This project is currently under construction, on March 7, 2022, the building permit was issued. On March 15, 2022, the Contractor mobilized on-site. BCM anticipates project completion in February 2023.
2. Station 30 located at 11381 Zodiac Lane – City Council approved a contract amendment on January 27, 2021 to develop design and construction documents and authorized an up to \$650,000 construction job order to repair foundation and structural issues at the station. Work completed in early March included removal and replacement of the fuel storage tank and removal of the existing concrete floor in the apparatus bays. Ongoing work includes pouring and curing of the concrete apparatus bay floors and HVAC work on the existing units along with HVAC component cleaning. This complex and multi-faceted construction project is anticipated to be completed in May 2022.
3. Station 36 located at 2300 Singleton Blvd – This project is currently under construction with structural framing 90% complete. BCM anticipates project completion in November 2022.
4. Station 41 located at 5920 Royal Ln – BCM re-submitted plans to DEV addressing paving and drainage comments; awaiting review from paving & drainage and building inspection to attain building permit. BCM anticipates commencing with construction in April 2022, with an expected completion in April 2023.
5. Temporary Station 41 located at 5807 Royal Ln. – This project is currently under construction. Foundations are in place for both the temporary housing and the apparatus structure, and driveway has been poured. The week of March 28, 2022, the temporary housing and apparatus structure are scheduled for delivery to the site and set-up. BCM anticipates project completion in May/June 2022.

DATE  
SUBJECT

April 8, 2022

**Dallas Fire-Rescue Facility Construction and Academy Facility Update**

6. Station 58 located at 9393 Water Mill Rd - This station is funded by a Tax Increment Finance (TIF) district and will be located at 9393 Water Mill Rd. in the Cypress Waters Community at North Lake. Construction began in Summer 2021 with a scheduled completion timeline of June 2022.
7. Station 59 located at 201 N. Jim Miller Rd – This project is currently under construction; the Contractor continues with interior construction work. The unforeseen condition of the sanitary sewer lateral on the ROW was addressed and completed. The solution to the unforeseen condition of the sanitary sewer lateral on the facility side was identified and approved in coordination with DEV and DWU. The solution includes the installation of a lift station which is anticipated to be delivered to the site at the beginning of April 2022. BCM anticipates project completion in April 2022.
8. Dallas Fire-Rescue Training Academy Buildings (5000 Dolphin Road) – DFR coordinated with the Building Services Department on a professional services procurement to hire a structural engineering firm to assess the structural integrity of three buildings that are used extensively during recruit training (Burn building, small tower, and large tower (Apartment Simulator Building)) and to provide recommendations for repairs. The assessments of the three buildings were completed and DFR authorized the engineering consultant to work on the plan and specification to prioritize repairs to the burn building, allowing live fire training for the recruits to resume once completed. Estimated costs for the engineering repair plan and associated burn building repair is approximately \$11,000 and is expected to be completed by early May 2022. The high-rise building, and small tower repairs are also priority longer term projects that will entail collaboration between DFR leadership, Building Services, and the Bond & Construction Management Department to address recommended repairs in the structural engineering report. DFR will work with these two departments on funding options.

Should you have any questions regarding this item, please contact me at (214) 670-5299.



Jon Fortune  
Deputy City Manager

c: T.C. Broadnax, City Manager  
Chris Caso, City Attorney  
Mark Swann, City Auditor  
Billerae Johnson, City Secretary  
Preston Robinson, Administrative Judge  
Kimberly Bizzor Tolbert, Deputy City Manager

Majed A. Al-Ghafry, Assistant City Manager  
M. Elizabeth (Liz) Cedillo-Pereira, Assistant City Manager  
Robert Perez, Interim Assistant City Manager  
Carl Simpson, Interim Assistant City Manager  
M. Elizabeth Reich, Chief Financial Officer  
Genesis D. Gavino, Chief of Staff to the City Manager  
Directors and Assistant Directors

# Memorandum



CITY OF DALLAS

DATE April 8, 2022

Honorable Members of the Public Safety Committee

TO Adam McGough (Chair), Cara Mendelsohn (Vice Chair), Tennell Atkins, Jesse Moreno, Jaime Resendez, Casey Thomas, Gay Donnell Willis

SUBJECT **Dallas Fire-Rescue Locution Locution Project Update**

This memorandum updates Dallas Fire-Rescue's (DFR) ongoing efforts to mitigate and resolve the intermittent delays and outages with the fire station alerting system (Locution Systems Incorporated). DFR continues to work with the City of Dallas Information and Technology Services (ITS) Department and Give True Service (GTS) in response to this challenging issue. A group comprised of personnel from ITS, GTS, DFR Radio Shop, and DFR Communications meet weekly to discuss current issues, corrective actions, and project status related to Locution.

While a permanent solution is being developed, a dispatcher continues to be dedicated to manually monitoring units city-wide to prevent delays in response. This dispatcher's sole responsibility is to ensure that assigned units respond to emergency calls promptly. When necessary, this dispatcher will manually notify assigned apparatus via radio and/or phone. This process has shown success in mitigating delays in emergency response. DFR continues to monitor the instances of delays or failures of the alerting system; in January, the dispatcher performed a manual notification 241 times (out of 12,901 total dispatches, or 1.87%). In February, they acted 160 times (out of 11562 dispatches, or 1.38%). And in March (through the 28<sup>th</sup>), they have acted 54 times (out of 10,911 dispatches, or 0.49%).

By the end of December, all fire station locution computers had been updated from Windows 7 to Windows 10 which included the installation of the new alerting software program. During this process, it was discovered there were some additional hardware issues. New station control units and USB serial card converters are being purchased and tested to stabilize the current software environment. In January, DFR Communications realized that not all the notification failures were occurring at the station level but were instead a network failure. ITS expanded the server on which the locution server operates, which has contributed to the reduction in notification failures.

A Technology Request was submitted and approved by the IT Governance committee to go forth with a Request for Competitive Sealed Proposals (RFCSP) and replace the current station alert (Locution) system. Funding has been identified and approved. Several different systems have been demonstrated to DFR, ITS, and GTS. The RFCSP requirements are being determined and should be ready for release by June 2022. Purchase and installation time frame based on standard RFCSP process ranges from 12-

DATE April 8, 2022  
SUBJECT **Dallas Fire-Rescue Locution Project Update**

18 months. ITS is striving to have new vendor in place by late 2022/early 2023 and new system installed at all 59 stations by end of 2023.

A handwritten signature in black ink, appearing to read "Jon Fortune".

**Jon Fortune**  
**Deputy City Manager**

c: T.C. Broadnax, City Manager  
Chris Caso, City Attorney  
Mark Swann, City Auditor  
Billieae Johnson, City Secretary  
Preston Robinson, Administrative Judge  
Kimberly Bizzor Tolbert, Deputy City Manager

Majed A. Al-Ghafry, Assistant City Manager  
M. Elizabeth (Liz) Cedillo-Pereira, Assistant City Manager  
Robert Perez, Interim Assistant City Manager  
Carl Simpson, Interim Assistant City Manager  
M. Elizabeth Reich, Chief Financial Officer  
Genesis D. Gavino, Chief of Staff to the City Manager  
Directors and Assistant Directors



# Memorandum



CITY OF DALLAS

DATE April 8, 2022

Honorable Members of the Public Safety Committee

TO Adam McGough (Chair), Cara Mendelsohn (Vice Chair), Tennell Atkins, Jesse Moreno, Jaime Resendez, Casey Thomas, Gay Donnell Willis

SUBJECT **Outdoor Warning System Status Report**

As North Texas is entering its active severe weather months, the Office of Emergency Management is submitting this Outdoor Warning System (OWS) status memo to you for your review.

As a bit of background, OEM manages and oversees the maintenance and operations of the OWS. The system consists of 168 siren locations strategically located throughout the city to provide warning to anyone who is outdoors that an incident is occurring or is imminent and they should go inside, turn on their TV or radio to get information on the incident including protective measures to take. Contrary to public belief, the OWS is not exclusively a “tornado siren”. The system is designed to cover many potential hazards, such as chemical release, severe weather that includes hail or high winds. Additionally, they are not designed to be heard within structures for the most part. Sirens are tested the first Wednesday of the month at 12:00 p.m. weather permitting.

Currently OEM is overseeing four (4) projects as they pertain to the OWS.

## 1. Extension of OWS Coverage

- Installation of 10 new sirens to the current inventory
  - S. Westmoreland Rd between I-20 and Gannon Rd.
  - Cliffview Dr. between US175 and Kingsfield Rd.
  - Danville Dr. at the bend of Danville Dr. east of Oak Hill Circle
  - 2624 Farrington St.
  - Lone Star Dr between W. Commerce St. and Terre Colony Ct.
  - McNeil St. between Hwy 352 and Scyene St.
  - Premier Row between Regal Row and Monetary Dr.
  - Rowan Ave between Crosstown Expressway and Haskell Ave.
  - Forest Cliff Park off Duncanville Rd.
  - Red Bird Ln. between Cliff Haven Dr. and Pleasant Ridge Dr.
- Sites have been identified, survey by the City’s Survey Division and by Oncor.
- Currently in resident comment period
- Siren components have been ordered.
- Installation to be completed by September.

## 2. Relocation of Siren Site #63

- Relocation necessitated by Texas Department of Transportation project

DATE April 8, 2022  
SUBJECT **Outdoor Warning System Status Report**

- Siren located at the intersection of Browder St. and Corsicana St.
  - Siren will be relocated approximately 10' to the north with no impact to the siren's sound coverage.
  - Reimbursable cost to the city from TXDOT. Costs not anticipated to exceed \$25,000.
  - Currently awaiting a Standard Utility Agreement between the City and TXDOT necessary for the reimbursement process
  - Once agreement is in place, work will be scheduled and should take less than one week.
3. Request for Proposal for OWS Maintenance Contract.
- Working with Office of Procurement Services to begin the Request for Proposal process to award a contract to a vendor to provide preventative maintenance and unscheduled repairs to the OWS. Current contract ends in August.
4. New Sound Study
- Beginning the process to begin the RFP process to award a contract to a vendor to perform a Sound Study on the OWS.
  - Currently working off a 2016 Sound Study to place new sirens.
  - New study will illustrate our current system coverage and identify gaps that need to be addressed in future installs.

Additionally, seventy-one (71) sirens underwent annual preventative maintenance that includes changing out batteries in each site as well as minor repairs (e.g., replacing fuses). This maintenance was completed the first week of March.

Please contact me if you have any questions or need additional information.



Jon Fortune  
Deputy City Manager

c: T.C. Broadnax, City Manager  
Chris Caso, City Attorney  
Mark Swann, City Auditor  
Biliera Johnson, City Secretary  
Preston Robinson, Administrative Judge  
Kimberly Bizzor Tolbert, Deputy City Manager

Majed A. Al-Ghafry, Assistant City Manager  
M. Elizabeth (Liz) Cedillo-Pereira, Assistant City Manager  
Robert Perez, Interim Assistant City Manager  
Carl Simpson, Interim Assistant City Manager  
M. Elizabeth Reich, Chief Financial Officer  
Genesis D. Gavino, Chief of Staff to the City Manager  
Directors and Assistant Directors

# Memorandum



CITY OF DALLAS

DATE April 8, 2022

Honorable Members of the Public Safety Committee

TO Adam McGough (Chair), Cara Mendelsohn (Vice Chair), Tennell Atkins, Jesse Moreno, Jaime Resendez, Casey Thomas, Gay Donnell Willis

SUBJECT **April 13, 2022, Council Agenda Item #53; 22-697 Authorize the Purchase of Four Medical Rescue All-Terrain vehicles for the Fire-Rescue Department**

The following agenda item is scheduled to go before City Council on April 13, 2022.

## **Agenda Item #53; 22-697**

Authorize the purchase of four medical rescue all-terrain vehicles for Fire-Rescue Department - Alternative Support Apparatus, LLC, only bidder - Not to exceed \$279,520 -Financing: Homeland Security- Urban Area Security Initiative 21-23 Fund

## **Background**

This purchase will provide for the purchase of four medical rescue all-terrain vehicles for the Fire-Rescue Department.

The four medical rescue all-terrain vehicles (ATV) will be used by the Fire-Rescue Department in support of mass gatherings. These ATVs will provide rapid response capability across all terrain through narrow trails and other inaccessible areas with conventional motor vehicles. The Fire-Rescue Department has seen an increase in medical response calls on hiking and biking trails due to the City's further development of trails throughout the City. Other uses will be for large events such as parades, celebration events and festivals. These events utilize pedestrian and vehicle barricades and other obstacles, and these smaller mini ambulances can navigate safely through pedestrian areas.

As part of the solicitation process and in an effort to increase competition, the Office of Procurement Services used its procurement system to send out email notifications to vendors registered under relevant commodity codes. To further increase competition, the Office of Procurement Services uses historical solicitation information, the Internet, and vendor contact information obtained from user departments to contact additional vendors.

Should you have any questions regarding this item, please contact me at (214) 670-5299.

A handwritten signature in black ink that reads "Jon Fortune".

Jon Fortune  
Deputy City Manager

DATE April 8, 2022  
SUBJECT **April 13, 2022, Council Agenda Item #53 22-697 Authorize the Purchase of four medical rescue all-terrain vehicles for the Fire-Rescue Department**

c: T.C. Broadnax, City Manager  
Chris Caso, City Attorney  
Mark Swann, City Auditor  
Billerae Johnson, City Secretary  
Preston Robinson, Administrative Judge  
Kimberly Bizer Tolbert, Deputy City Manager

Majed A. Al-Ghafry, Assistant City Manager  
M. Elizabeth (Liz) Cedillo-Pereira, Assistant City Manager  
Robert Perez, Interim Assistant City Manager  
Carl Simpson, Interim Assistant City Manager  
M. Elizabeth Reich, Chief Financial Officer  
Genesis D. Gavino, Chief of Staff to the City Manager  
Directors and Assistant Directors

# Memorandum



CITY OF DALLAS

DATE April 8, 2022

Honorable Members of the Public Safety Committee  
TO Adam McGough (Chair), Cara Mendelsohn (Vice Chair), Tennell Atkins, Jesse Moreno,  
Jaime Resendez, Casey Thomas, Gay Donnell Willis

SUBJECT **April 13, 2022, Council Agenda Item #57; 22-702 9-1-1 System Operations**

The following agenda item is scheduled to go before City Council on April 13, 2022.

## **Agenda Item #57; 22-702**

Authorize Supplemental Agreement No. 12 to exercise the first of three one-year renewal options to the service contract with SBC Global Services, Inc. dba AT&T Global Services for continuous maintenance and support to the City's 9-1-1 telephone system infrastructure - Not to exceed \$1,951,225.06 - Financing: 9-1-1 System Operations Fund (subject to annual appropriations)

## **Background**

This action does not encumber funds; the purpose of a service contract is to establish firm pricing for services, for a specific term, which are ordered on an as needed basis.

This Supplemental Agreement will provide for continued maintenance and support to the 9-1-1 telephone system infrastructure. This agreement provides required software patches, network monitoring, software upgrades, 24 hour on-site technical support to resolve or prevent issues, such as, network outages, data corruption, performance, security, and connectivity issues.

The current phone system infrastructure serving the 9-1-1 call center receives more than 2.1 million calls per year. This infrastructure is an integral part of providing mission critical services to residents of Dallas. The system feeds critical 9-1-1 call information to the Computer Aided Dispatch (CAD) system when dispatching emergency services. Continuous maintenance and support of this system is a fundamental and vital component for the delivery of public safety.

The renewal option will extend the current services of 24/7/365 support with access to dedicated onsite technical resources. This will continue to ensure immediate response during business hours, daily system maintenance, and installation of software upgrades. This agreement also includes the NICE Recording system that allows faster and more efficient access to retrieve and review 9-1-1 recordings.

On November 10, 2015, City Council authorized a living wage policy that requires contractors to pay their employees a "living wage" rate as established annually by the Massachusetts Institute of Technology Living Wage Calculator for Dallas County by



DATE April 8, 2022  
SUBJECT **April 13, 2022, Council Agenda Item #57; 22-702 9-1-1 System Operations**

Resolution No. 15-2141. This contract renewal option includes the most current living wage of \$15.21.

Should you have any questions regarding this item, please contact me at (214) 670-5299.



Jon Fortune  
Deputy City Manager

c: T.C. Broadnax, City Manager  
Chris Caso, City Attorney  
Mark Swann, City Auditor  
Billerae Johnson, City Secretary  
Preston Robinson, Administrative Judge  
Kimberly Bizzor Tolbert, Deputy City Manager

Majed A. Al-Ghafry, Assistant City Manager  
M. Elizabeth (Liz) Cedillo-Pereira, Assistant City Manager  
Robert Perez, Interim Assistant City Manager  
Carl Simpson, Interim Assistant City Manager  
M. Elizabeth Reich, Chief Financial Officer  
Genesis D. Gavino, Chief of Staff to the City Manager  
Directors and Assistant Directors



**City of Dallas**

# **Violent Crime Reduction Plan Update**

**Public Safety Committee  
May 9, 2022**

Eddie Garcia, Chief of Police  
Dallas Police Department  
City of Dallas

# Presentation Overview



- Violent Crime Reduction Plan: Status Update
- Period 3 Hot Spot Results
- Next Steps



# Status Update



- Current Status:
  1. Hot Spot Policing
    - Period 4 hot spot treatments began in April 2022
    - Existing two treatment types have been supplemented with additional efforts
      - Bike patrols and cameras deployed in selected hot spots
  2. Place Network Investigations (PNI)
    - Two sites have been selected
    - Operations plans for each site have been developed with key evaluation indicators identified
    - Initial action steps have begun
  3. Focused Deterrence: To begin in late 2022/early 2023



# Period 3 Hot Spot Results

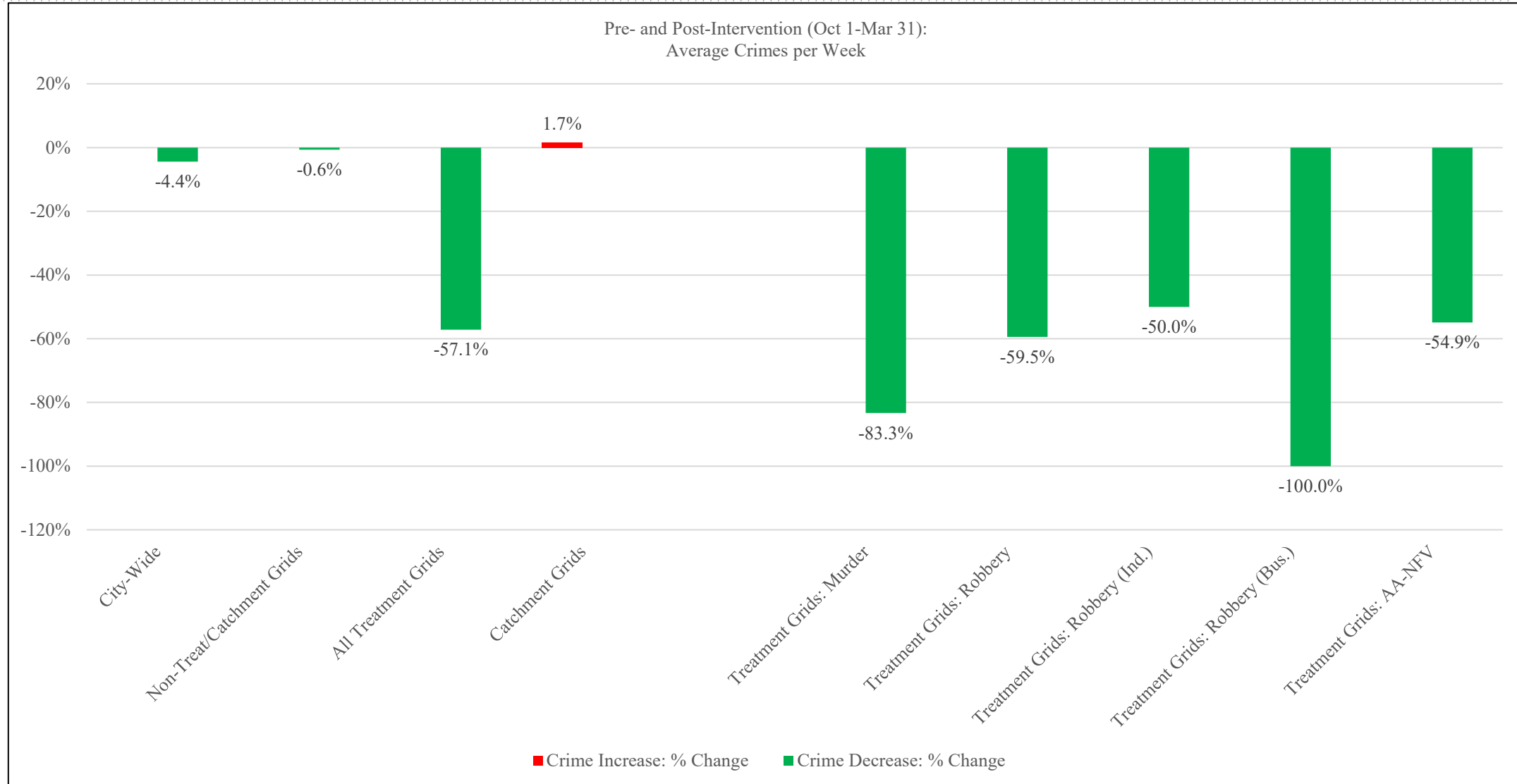


- Treatment Period: Jan 2022-Mar 2022
- Comparison Period: Oct 2021-Dec 2021
- 47 grids received treatment (33 new grids; 14 continued from P2)
- Key indicators of impact:
  1. Average weekly violent crime incidents
    - All Treatment Grids
    - Catchment Grids
    - Non-Treatment/Catchment Grids
    - City-Wide
  2. Arrests
    - All
    - Violent Crime ONLY
    - Violent Crime, Simple Assault, and Weapons Violations
    - Warrants
  3. Calls for service: Violence related ONLY





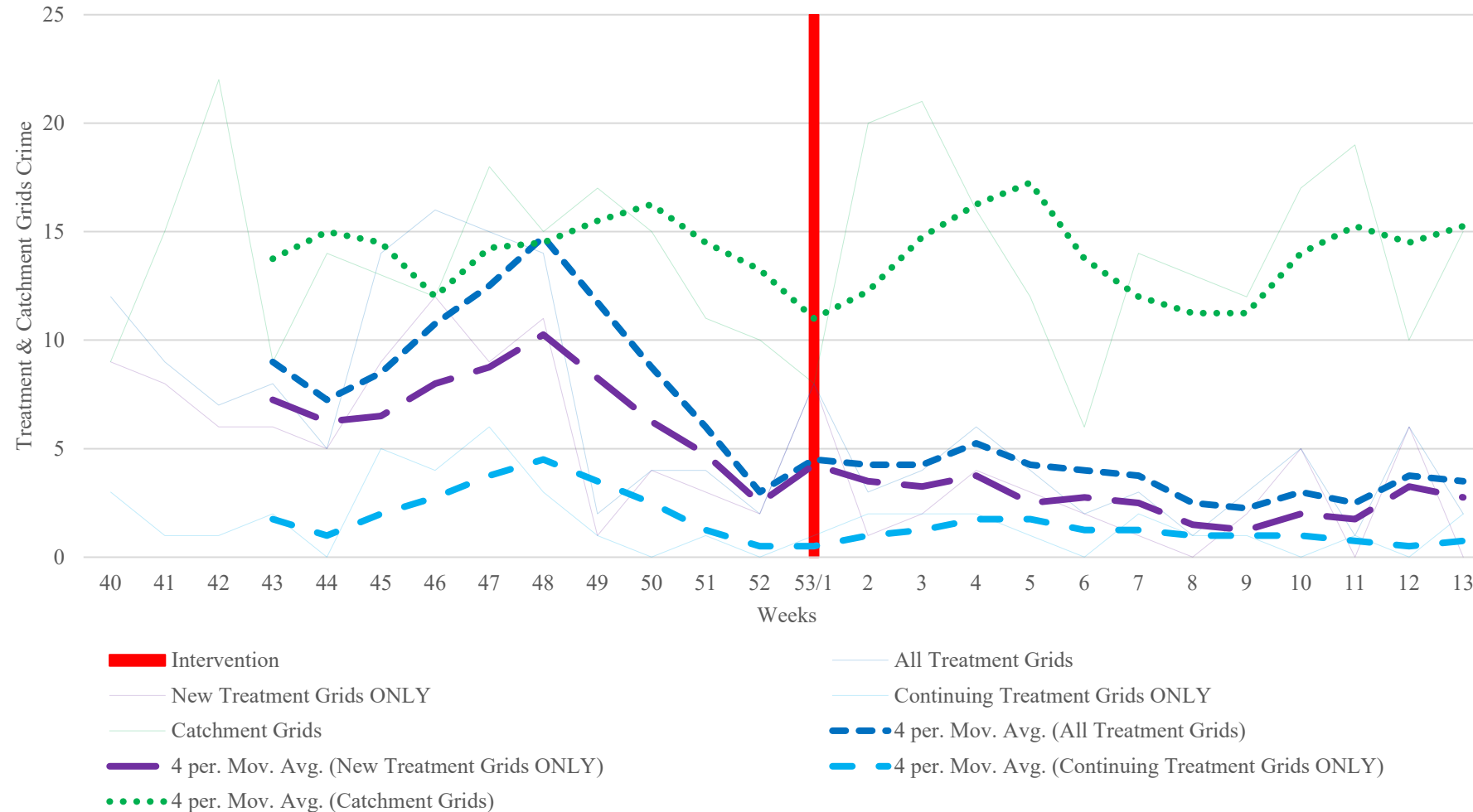
# Period 3 Hot Spot Results



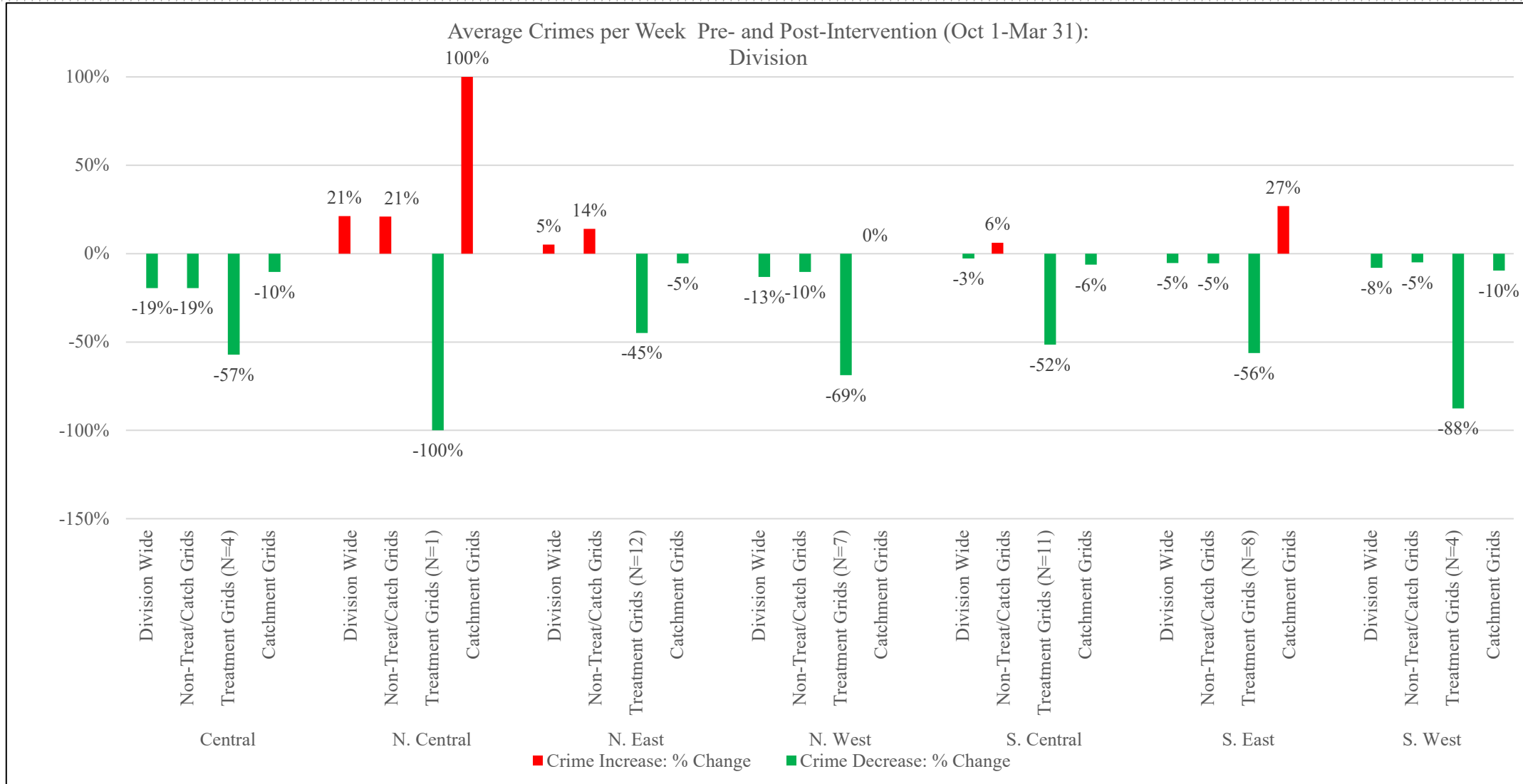
# Period 3 Hot Spot Results



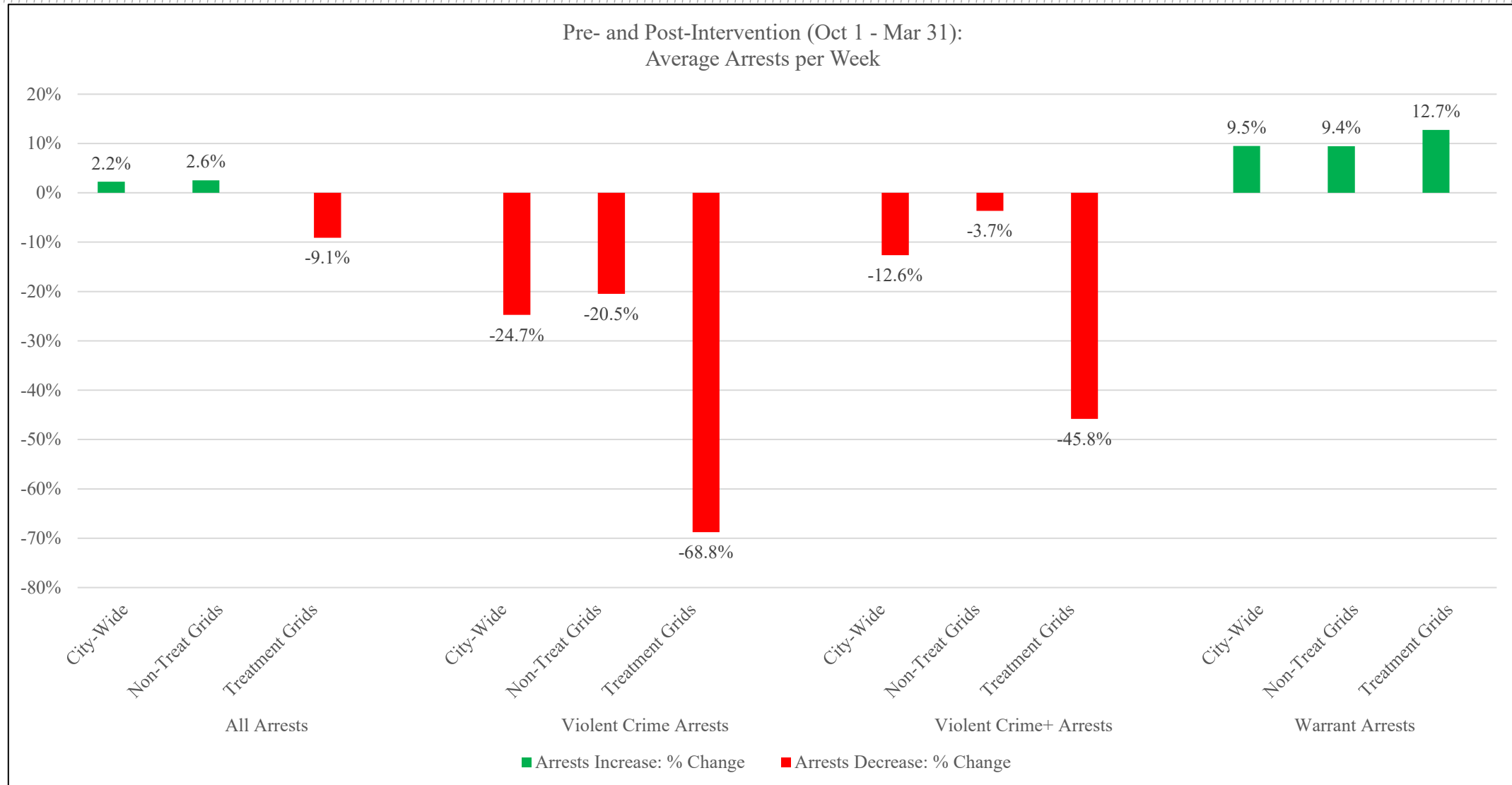
Violent Crime Incidents (Oct 1-Mar 31):  
Treatment vs. Catchment



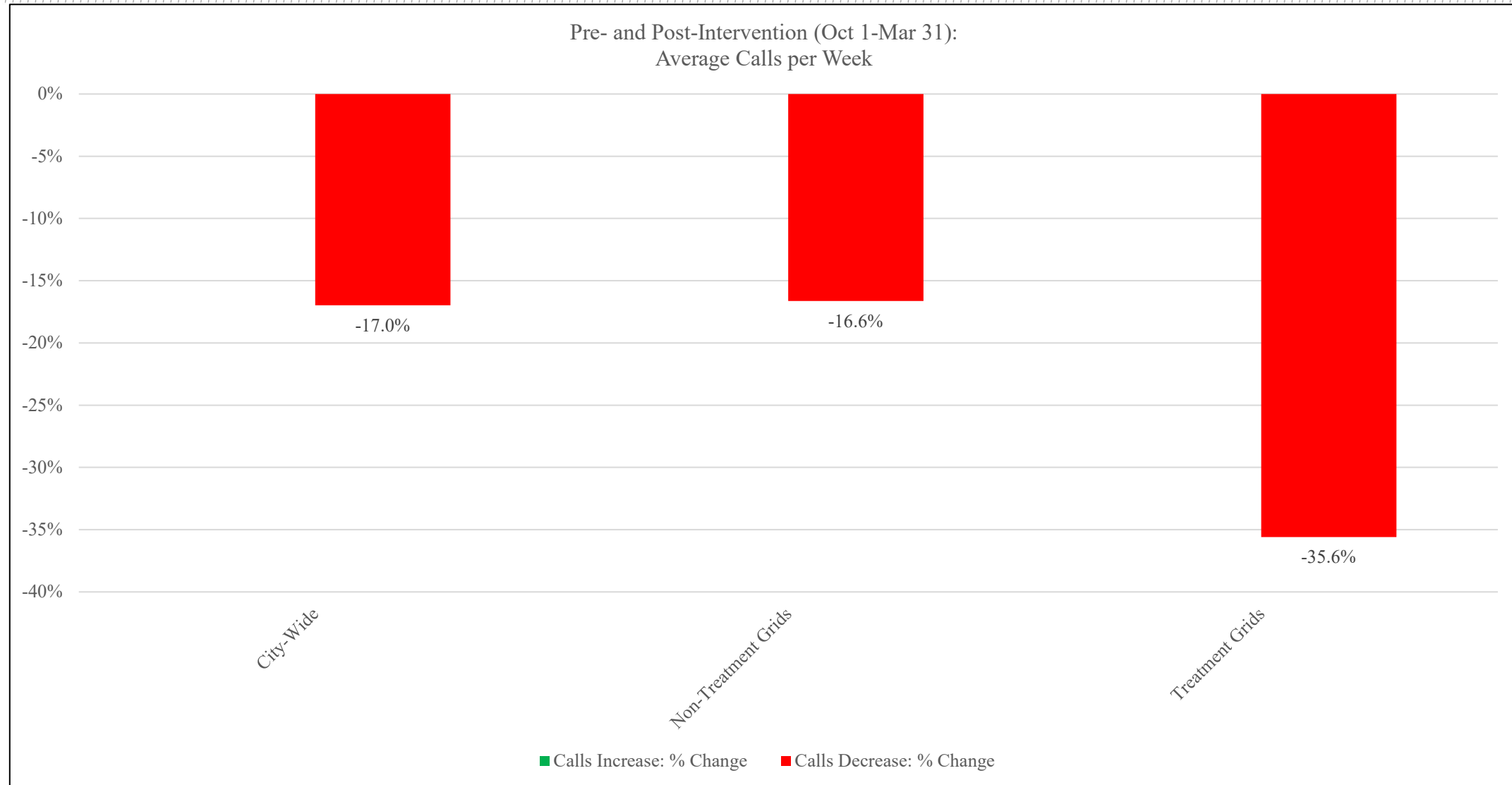
# Period 3 Hot Spot Results: Divisions



# Period 3 Hot Spot Results: Arrests



# Period 3 Hot Spot Results: Calls for





# Period 3 Hot Spot Results



- Summary:
  - Violent crime decreased 57% in the targeted grids
    - Decreases were spread across all targeted violent crime types
    - Effect was most pronounced in new grids
  - Some limited evidence of displacement to nearby geographic areas in two divisions; other divisions saw crime decreases in surrounding catchment areas
  - Violent crime arrests decreased substantially (69%) in the treated grids and were down 25% city-wide; warrant arrests increased 10-12% consistent with the strategy
  - Violence-related calls for service decreased throughout the city, but especially in the treated grids (-36%)
  - The hot spot strategy results have been impressive and largely consistent across three quarterly evaluations



# Next Steps



- Next Steps:
  1. Hot Spot Policing
    - Period 4 hot spot evaluation – July 2022
    - Period 5 hot spot initiation – July 2022
  2. Place Network Investigations (PNI)
    - On-going action steps in pilot locations
    - Evaluation of implementation and impact – July 2022
  3. Holistic evaluation of Violent Crime Reduction Plan – July 2022
    - Period 4 hot spot evaluation
    - Initial PNI evaluation
    - Assessment of long-term effects for P1-P4 hot spot treatments
    - Year-to-year comparison of city-wide violent crime
  4. Focused Deterrence: Initial planning activities





**City of Dallas**

# **Violent Crime Reduction Plan Update**

**Public Safety Committee  
May 9, 2022**

Eddie Garcia, Chief of Police  
Dallas Police Department  
City of Dallas

# Memorandum



CITY OF DALLAS

DATE May 6, 2022

Honorable Members of the Public Safety Committee  
TO Adam McGough (Chair), Cara Mendelsohn (Vice Chair), Tennell Atkins, Jesse Moreno,  
Jaime Resendez, Casey Thomas, Gay Donnell Willis

SUBJECT **Proposed Commercial Promoters Ordinance**

This agenda item has been scheduled at the request of Chairman McGough to review and discuss the proposed Commercial Promoter ordinance. Chief Garcia and his executive leadership team will be available to discuss the suggested draft. The City Attorney's Office and the Office of Special Events will also be available to answer any questions. Attached to the memorandum is a copy of the presentation and the draft ordinance.

Should you have any questions regarding this item, please contact me at (214) 670-5299.

A handwritten signature in black ink that reads "Jon Fortune". The signature is written in a cursive, flowing style.

Jon Fortune  
Deputy City Manager  
**[Attachment]**

c: T.C. Broadnax, City Manager  
Chris Caso, City Attorney  
Mark Swann, City Auditor  
Biliera Johnson, City Secretary  
Preston Robinson, Administrative Judge  
Kimberly Bizar Tolbert, Deputy City Manager

Majed A. Al-Ghafry, Assistant City Manager  
M. Elizabeth (Liz) Cedillo-Pereira, Assistant City Manager  
Robert Perez, Interim Assistant City Manager  
Carl Simpson, Interim Assistant City Manager  
M. Elizabeth Reich, Chief Financial Officer  
Genesis D. Gavino, Chief of Staff to the City Manager  
Directors and Assistant Directors





**City of Dallas**

# **Proposed Commercial Promoter Ordinance**

**Public Safety Committee  
May 9, 2022**

Michael Igo  
Assistant Chief of Police  
Dallas Police Department  
City of Dallas



# Commercial Promoter Ordinance (CPO)



- Background/History
- Purpose
- CPO – Definitions/Requirements
- Special Event Permitting - Chapter 42A
- CPO – Emergency Response Cost Recovery
- CPO – Offenses/Penalty
- Next Steps



# Background/History



- Increase in frequency of commercially promoted events.
- Lack of crowd management or crowd control.
- Inadequate or no security or safety plans.
- Documented occurrences of violent crime.
- Disregard for public safety.
- Unreasonably exhausts public safety resources.



# Purpose



- Establish standards for commercially promoted events that are not otherwise permitted events, to provide protection for attendees and the public and reduce the unreasonable use of public safety resources.



# Definitions



- Commercial Promoter – Person engaged in commercial promotion.
- Commercial Promotion – Advertisement by any means for a promoted event other than a **permitted event**.
- Promoted Event – Indoor event, with an occupancy over \_\_\_\_, or outdoor event of a public nature that is not a permitted event.
  - Music shows, concerts, outdoor activities, theatrical or other performances.
  - Fees charged to vendors or public for admission or participation.
- Venue Operator – Person with control over a location and property where the action or event occurs.
- **Permitted Event** – Any event that:
  - Requires a special event permit or is issued special event permit under Chapter 42A;
  - Occurs on city-owned property or at a city-owned facility with the city's permission; or
  - Occurs in a location with a valid specific use permit and a certificate of occupancy for a use that allows the event.



# Special Event Permitting - Chapter 42A



- SPECIAL EVENT means a temporary outdoor gathering, with an expected total attendance greater than 100, which involves one or more of the following on private or public property where otherwise prohibited by ordinance:
  - Closing or restricting of a public street lane, alley, or sidewalk;
  - Restricting access to public property;
  - Sale of merchandise, food, alcohol, or other beverages where otherwise not permitted as a neighborhood market or by an annual Dallas Farmers Market farmers market permit;
  - Erection of a tent larger than 399 square feet in area or erection of multiple tents with a cumulative area of over 399 square feet;
  - Installation of a temporary stage, bandshell, outdoor projection technology, trailer, van, grandstand, bleachers, or portable toilets for public use;
  - Use of city hall plaza;
  - A run, walk, ride, or special event parade;
  - Placement of temporary no parking, directional, oversized, or identification signs or banners in connection with an event that are placed in or over a public right-of-way, or on private property where otherwise prohibited by ordinance; or
  - Clean zone enforcement.





# Special Event Permit Process



Applications are required a minimum of either:  
30 days (no street closures);  
60 days (static street closure); or  
120 days (moving event) in advance of event date.

# Proposed Ordinance Requirements



- Must register with the City as a Commercial Promoter
  - Registration expires after two years.
  - Registration fee is required.
- Safety Plan required – Promoted events must include an approved safety plan.
  - General Safety Plan – Serves as the safety plan for promoted events at the venue specified in the plan.
    - Must be signed by the commercial promoter, venue operator, and property owner.
  - Event-Specific Safety Plan – Required when a venue does not have a General Safety plan on file or if a promoted event type deviates from the General Safety plan on file.
    - May only serve as safety plan for promoted event specified by date, time, and location.
    - Must be signed by commercial promoter, venue operator, and property owner.
- Safety Plan requirements are listed in the ordinance (description of event, expected attendance, crowd management, security management, medical & first aid, TABC information, etc.).



# Emergency Response Cost Recovery



- Protect the City from financial burdens resulting from an emergency response to promoted events that violate the ordinance.
  - Includes police, fire, paramedics, or any other agent of the City.
- Responsible Party
  - Any person responsible for a promoted event that did not register as a commercial promoter.
  - Any person responsible for a promoted event as a registered commercial promoter without an approved safety plan.
  - Person owns a property where the emergency response is necessary if the promoted event occurred and was not in compliance with the ordinance.
- City representatives are responsible for tracking of all costs during emergency response.



# Offenses and Penalties



- Offenses – Person commits an offense if they violate any of the provisions of the ordinance, including:
  - Promoting or conducting a promoted event if not registered as a commercial promoter.
  - Registration fee was not paid.
  - Safety plan violated or not provided.
- Penalties (considering a tiered approach for 1<sup>st</sup> offense, 2<sup>nd</sup> offense, etc.)
  - \$2,000 for a violation of this ordinance or requirement of permit governing fire safety, zoning, or public health and sanitation.
  - \$500 for all other violations of the ordinance.
- Proposed amendment to make violation of this ordinance subject to enforcement under the Habitual Nuisance Property Ordinance.



# Next Steps



Receive feedback from:

- Public Safety Committee
  - Special Called Meeting May 17, 2022.
- Entertainment Industry.
- Community.







**City of Dallas**

# **Proposed Commercial Promoter Ordinance**

Questions

## ORDINANCE NO. \_\_\_\_\_

An ordinance amending the Dallas City Code by adding a new Chapter \_\_\_, “Commercial Promoter Program”; providing a commercial promoter registration program, registration fee, and safety plan requirements for commercial promoters; amending Chapter 27, “Minimum Property Standards,” of the Dallas City Code by amending Section 27-46 to include violations of Chapter \_\_\_ in the definition of code violations in the habitual nuisance properties program; providing a penalty not to exceed \$500 or \$2,000; providing a saving clause; providing a severability clause; and providing an effective date.

**WHEREAS**, commercial promoters are, together with venue operators, over promoting events throughout the city that create large crowds without adequate crowd management, crowd control, security, a general safety plan or an event specific plan, and without regard for public safety, creating a dangerous environment that produces violent crime and harm to persons and property, and unreasonably exhausts public safety resources; and

WHEREAS, city council desires to address these public safety issues created by promoted events, including recouping the city’s resources when promoted events do not follow city ordinances; Now, Therefore,

**BE IT ORDAINED BY THE CITY COUNCIL OF THE CITY OF DALLAS:**

SECTION 1. That the Dallas City Code is amended by adding a new Chapter \_\_\_, “Commercial Promoters Program,” to read as follows:

**“CHAPTER \_\_\_**

**COMMERCIAL PROMOTER PROGRAM**

**SEC. \_\_\_-1. PURPOSE.**

The purpose of this chapter is to establish standards for the operation of promoted events in a way that provides protection for the public attending promoted events that do not receive permits or oversight through other city processes.

## **SEC. \_\_\_\_-2. DEFINITIONS.**

In this chapter:

- (1) **COMMERCIAL PROMOTER** means a person engaged in commercial promotion.
- (2) **COMMERCIAL PROMOTION** means advertisement by any means for a promoted event other than a permitted event.
- (3) **OWNER.** The word “owner”, applied to a building or land, shall include any part owner, joint owner, tenant in common, tenant in partnership, joint tenant or tenant by the entirety, of the whole or of a part of such building or land.
- (4) **PERMITTED EVENT** means any event that:
  - (A) requires a special event permit or has been issued a special event permit under Chapter 42A;
  - (B) occurs on city-owned property or at a city-owned facility with city permission; or
  - (C) occurs in a location with a valid specific use permit and a certificate of occupancy for a use that allows the event.
- (4) **PERSON.** The word “person” shall extend and be applied to associations, corporations, firms, partnerships and bodies politic and corporate as well as to individuals.
- (5) **PROMOTED EVENT** means an indoor event, with an occupancy over \_\_\_\_\_, or outdoor event of a public nature that is not a permitted event. Promoted events include, but are not limited to music shows, concerts, outdoor activities, and theatrical and other performances where fees are charged to vendors or members of the public for participation or admission.
- (6) **PROPERTY.** The word “property” includes real and personal property.
- (7) **VENUE OPERATOR** means the person with control over a location and property where the action or event occurs.

## **SEC. \_\_\_\_-3. COMMERCIAL PROMOTER REGISTRATION.**

- (a) A person engaging in commercial promotion shall register with the city as a commercial promoter. Commercial promoter registration must be submitted on a form provided for that purpose by \_\_\_\_\_.

(b) A complete commercial promoter registration application must contain the following information:

(1) The legal name, street address, mailing address, electronic mailing address, and telephone number of the registrant.

(2) Any aliases the registrant intends to use in connection to with any commercial promotion.

(3) The names, street addresses, mailing addresses, electronic mailing addresses, and telephone numbers of all partnerships, corporations, or other business entities (including DBAs) associated with the registrant that will appear on any marketing materials advertising or promoting a promoted event.

(4) The name, street address, mailing address, electronic mailing address, and telephone number of a person or persons who can be contacted 24 hours a day, seven days a week, in the event of an emergency condition involving a promoted event connected to the registrant.

(5) The name, street address, mailing address, electronic mailing address, and telephone number of the registered agent for the registrant, if any.

(6) Potential insurance requirements working with Risk Management

(7) Tax ID Number.

(8) Such additional information as the registrant desires to include or that the chief deems necessary to aid in the determination of whether the requested registration should be granted.

(c) A registrant shall notify the \_\_\_\_\_ within 30 days after any change in the information contained in the commercial promoter registration.

(d) Commercial promoter registration expires two years from the date of registration. Registrants may renew his or her registration for the next two-year period before the expiration of the current period, but not before 30 days prior to expiration.

#### **SEC. \_\_\_\_-4. COMMERCIAL PROMOTER REGISTRATION FEE.**

A fee of \$\_\_\_\_ must be paid to \_\_\_\_\_ at the time of commercial promoter registration or renewal.

#### **SEC. \_\_\_\_-5. SAFETY PLAN REQUIRED.**

(a) In general. Promoted events must comply with an approved safety plan. The venue operator and the commercial promoter are responsible for operating a promoted event in compliance with an approved safety plan.

(b) General safety plan.

(1) A venue operator may file with the \_\_\_\_\_ a general safety plan that complies with Section \_\_\_\_-6. A general safety plan may only serve as the safety plan for promoted events at the venue specified in the plan and for the type of promoted event specified in the plan.

(2) A general safety plan must be signed by the venue operator, the property owner, and any commercial promoters promoting events at the venue under that general safety plan.

(3) A general safety plan must be submitted to the \_\_\_\_\_ at least 14 days before the first promoted event at the venue location.

(4) A venue holding promoted events under a general safety plan must also submit to the \_\_\_\_\_ an updated calendar of promoted events, including beginning and ending times of the promoted events, a minimum of 14 days in advance of the events.

(c) Event-specific safety plan.

(1) If a venue does not have a general safety plan on file with the \_\_\_\_\_, or if a promoted event deviates in any way from the general safety plan on file, the venue operator or commercial promoter must file with the \_\_\_\_\_ an event-specific safety plan that complies with Section \_\_\_\_-6. An event-specific safety plan may only serve as the safety plan for the promoted events specified by date, time, and location in the plan.

(2) An event-specific safety plan must be signed by the venue operator, the property owner, and the commercial promoter.

(3) An event-specific safety plan must include a copy of the contract between the promoter and the venue operator.

(4) An event-specific safety plan must be submitted to the \_\_\_\_\_ at least 14 days prior to the promoted event.

(d) Availability. The safety plan must be kept on-site during the duration of each promoted event and be made immediately available upon request by a representative of the city.

**SEC. \_\_\_\_-6. SAFETY PLAN REQUIREMENTS.**

A safety plan must include the following:

(1) The legal name, street address, mailing address, electronic mailing address, and telephone number of the property owner, venue operator, and commercial promoter.



- (2) The registration number for each commercial promoter.
- (3) Street address of the promoted event.
- (4) Date(s) of the promoted event (for event-specific safety plans).
- (5) The promoted event beginning and ending times (for event-specific safety plans).
- (6) A description of the promoted event, including activities, programming, entertainment, and all vendors.
- (7) Maximum occupancy of indoor or outdoor spaces pursuant to the Chapter 16, “Dallas Fire Code,” or Chapter 52, “Administrative Procedures for the Construction Codes of the Dallas City Code.”
- (8) Maximum total number of tickets to be sold.
- (9) Expected total attendance and maximum expected attendance at any given time.
- (10) Parking, including service vehicle loading/unloading and any valet services used.
- (11) A description of any infrastructure built in connection with the promoted event such as stages and booths including the names and contact information for all contractors and other responsible parties building the infrastructure.
- (12) Set-up and tear-down process and post-event outdoor clean-up plan.
- (13) A crowd management plan that includes:
  - (A) the number, location, and responsibilities of crowd management personnel;
  - (B) all ingress, egress, and circulation of vehicular and pedestrian traffic, including emergency access for emergency responders;
  - (C) outdoor queuing for event entry;
  - (D) indoor queuing for food, beverages, merchandise, etc.; and
  - (E) any information required by Chapter 16, “Dallas Fire Code.”

(14) A security management plan that includes:

(A) the number, location (inside and outside), and responsibilities of security personnel, including the provider/agency and command structure;

(B) the hours security personnel will be on site; and

(C) incident report procedures.

(15) First aid and medical information that includes:

(A) name of providers, including command structure;

(B) number and location of personnel and first aid and medical stations;

(C) location of signage directing the public to first aid and medical stations; and

(D) accident/incident report procedures.

(16) If the promoted event includes alcohol, provide the TABC license/permit number) or specify if patrons may bring their own alcohol.

(17) Food safety protocols.

(18) Noise abatement strategies.

(19) The number and location of metal detectors, if any.

(20) Whether pyrotechnics will be included in the promoted event.

(21) Emergency contingencies, including event stoppage and evacuation.

**SEC. \_\_\_\_-7. DENIAL, SUSPENSION, OR REVOCATION.**

(a) The chief shall deny a commercial promoter registration or a renewal if:

(1) the registrant has had his or her registration revoked within the preceding \_\_\_\_ months; or

(2) the registrant has received, within the preceding \_\_\_\_ months, two or more notices of violation or citations related to lack of compliance with a safety plan or this chapter.

(b) The chief shall suspend a commercial promoter registration if the registrant has received, within the preceding \_\_\_\_ months, \_\_\_\_ or more notices of violation or citations related to lack of compliance with a safety plan or this chapter.

(c) The chief shall revoke a commercial promoter registration if:

(1) the registrant made a false statement or omission of material fact on an application for a commercial promoter registration; or

(2) the registrant has received, within the preceding \_\_\_\_ months, \_\_\_\_ or more notices of violation or citations related to lack of compliance with a safety plan or this chapter.

**SEC. \_\_\_\_-8. APPEAL.**

If the chief of police denies the issuance of a commercial promoter registration or suspends or revokes a commercial promoter registration he shall send to the applicant, or licensee, by certified mail, return receipt requested, written notice of his action and the right to an appeal. The aggrieved party may appeal the decision of the \_\_\_\_\_ to the permit and license appeal board in accordance with Section 2-96. The filing of an appeal stays the action of the chief of police in suspending or revoking a registration until the permit and license appeal board makes a final decision.

**SEC. \_\_\_\_-9. EMERGENCY RESPONSE COST RECOVERY.**

(a) Purpose. To protect the city from extraordinary operational and financial burdens resulting from the use of city resources in response to certain public safety incidents, demands for services, and criminal activity related to commercial promoter events in violation of this chapter. Emergency response cost recovery shall safeguard city resources and shall, to the extent permitted by law, allow emergency response cost recovery from the responsible party.

(b) Definitions. in this section:

(1) **EMERGENCY RESPONSE** means the provision, sending, or utilization of public service, police, firefighting, paramedics, rescue service, or any other agent of the city at a promoted event; or

(2) **EXPENSE OF AN EMERGENCY RESPONSE** means the direct and reasonable costs incurred by the city, or by a private person, corporation, or other entity operating at the request of or direction of the city, through the extraordinary use of public services, when making an emergency response to the promoted event, including the costs of providing police, firefighting, paramedics, rescue services at the promoted event. These costs further include but are not limited to: all of the salaries, wages, workers' compensation benefits and fringe benefits of the city personnel responding to the incident; all salaries, wages, workers' compensation benefits and fringe benefits of the city personnel engaged in investigation, supervision and preparation of post-incident reports; cost of equipment operation, cost of materials obtained directly by the city, cost of any labor or materials, and any property damage.

(3) RESPONSIBLE PARTY means:

(A) any person that is responsible for, in whole or in part, or holds or promotes a promoted event that did not use a commercial promoter registered with the city;

(B) a person that is responsible for, in whole or in part, or holds or promotes a promoted event with a commercial promoter registered without an approved safety plan or in violation of an approved safety plan; or

(C) a person that owns the property where the emergency response is necessary.

(c) Liability for expenses of emergency response. Any responsible party who is responsible for or contributes to any circumstance that results in an emergency response is liable for damages in the amount of the expense of the emergency response. The city may pursue cost recovery fees and expenses for an emergency response in connection with a promoted event that:

(1) is promoted by a person who is not registered as a commercial promoter with the city; or

(2) operates without an approved safety plan or in violation of an approved safety plan.

(d) Enforcement, billing, and collection of emergency response costs. Any responsible party liable for the expense of an emergency response, who fails to reimburse the city within 30 days of receiving notice of the expense incurred by the city because of the emergency response, shall be considered in default. If the responsible party who is liable for the debt refuses to reimburse the city, collection shall be pursued by the city.

**SEC. \_\_\_\_-10. OFFENSES.**

(a) A person commits an offense if he or she promotes or conducts a promoted event:

(1) while not registered in compliance with this chapter;

(2) without having paid the registration fee;

(3) without an approved safety plan; or

(4) in violation of an approved safety plan.

(b) A person commits an offense if he or she is the individual named as the contact person for the promoted event and fails to meet police officers or code enforcement officers at the site of the promoted event within one hour of being contacted by a representative of the city by telephone or email.

(c) The culpable mental state required for the commission of an offense under this chapter is governed by Section 1-5.1 of this code.

(d) This chapter may be enforced by the director of the office of special events, the director of code compliance, the chief of police, the fire chief, or their designated representatives.

**SEC. \_\_\_\_-10. PENALTY.**

(a) Each offense is punishable by a fine not to exceed:

(1) \$2,000 for a violation of a provision of this chapter or a requirement of a permit governing fire safety, zoning, or public health and sanitation; or

(2) \$500 for all other violations of this chapter.

(b) A person who violates a provision of this chapter or a requirement of a permit issued under this chapter is guilty of a separate offense for each day or part of a day during which the violation is committed or continued.”

SECTION 2. That Paragraph (3) of Section 27-46, “Definitions,” of Article VIII, “Habitual Criminal and Nuisance Properties,” of Chapter 27, “Minimum Property Standards,” of the Dallas City Code is amended to read as follows:

“(3) CODE VIOLATIONS mean violations of the following provisions of the Dallas City Code:

(A) Section 107.6, “Overcrowding,” of Chapter 16, “Dallas Fire Code.”

(B) Section 30-1, “Loud and Disturbing Noises and Vibrations,” of Chapter 30, “Noise.”

(C) Section 30-4, “Loudspeakers and Amplifiers,” of Chapter 30, “Noise.”

(D) Sections 43-126.9, 43-126.10, and 43-126.11 of Division 3, “Valet Parking Services,” of Article VI, “License for the Use of Public Right-of-Way,” of Chapter 43, “Streets and Sidewalks.”

(E) Chapter \_\_\_\_.

(F) Section 51A-6.102, “Noise Regulations,” of Article VI, “Environmental Performance Standards,” of Chapter 51A, “Dallas Development Code.”



(G[F]) Conditions in planned development or specific use permit ordinances regulating outdoor live music, outdoor patios, the operation of outdoor speakers and amplification, and hours of operation of a use.”

SECTION 2. That a person violating a provision of this ordinance, upon conviction, is punishable by a fine not to exceed (1) \$500; or (2) \$2,000 for violations governing fire safety, zoning, or public health and sanitation.

SECTION 3. That Chapter 27 of the Dallas City Code shall remain in full force and effect, save and except as amended by this ordinance.

SECTION 4. That any act done or right vested or accrued, or any proceeding, suit, or prosecution had or commenced in any action before the amendment or repeal of any ordinance, or part thereof, shall not be affected or impaired by amendment or repeal of any ordinance, or part thereof, and shall be treated as still remaining in full force and effect for all intents and purposes as if the amended or repealed ordinance, or part thereof, had remained in force.

SECTION 5. That the terms and provisions of this ordinance are severable and are governed by Section 1-4 of Chapter 1 of the Dallas City Code, as amended.

SECTION 6. That this ordinance shall take effect [30/45/60 days] from and after its passage and publication in accordance with the provisions of the Charter of the City of Dallas, and it is accordingly so ordained.

APPROVED AS TO FORM:

CHRISTOPHER J. CASO, City Attorney

By DRAFT  
Assistant City Attorney

Passed \_\_\_\_\_

DRAFT



**City of Dallas**

# **Police Academy Update**

**Public Safety Committee**

**May 9, 2022**

Catrina M. Shead,  
Assistant Chief of Police,  
Dallas Police Department  
City of Dallas

# Presentation Overview



- Purpose
- University of North Texas at Dallas Partnership
- Cost Projection and Timeline
- Fundraising Strategy
- Next Steps



# Purpose



- Provide an update on the work done through our partnership with the University of North Texas at Dallas, HKS Architects, KAI, and the Caruth Police Institute



HKS

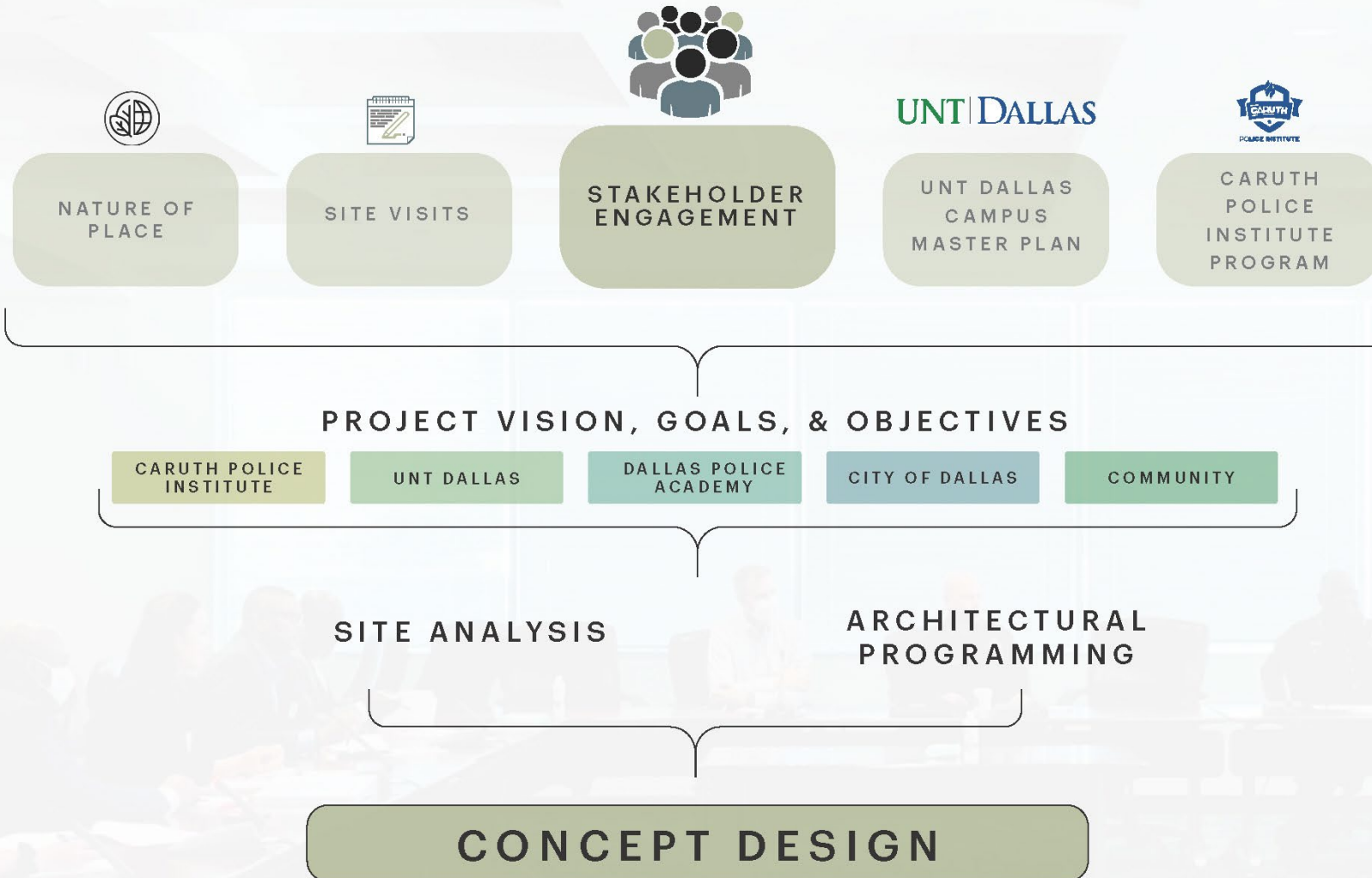
UNT DALLAS



Vermuelens / Purdy McGuire







THE ACADEMY  
SOUTH ELEVATION







# Cost Projection and Timeline



- Cost projection for complete build out of police academy and external operation requirements is \$135 to \$150 million.
- The campaign will commence in Summer 2022 with the goal of raising all necessary funds by December 2024
- Proposed 5-year timeline for completion of fundraising, construction, furnishing and associated fee





# Fundraising Strategy



The campaign will be designed to be agile and efficient, with most of our goal raised from a small group of major donors in a short amount of time.





# Execution



- Campaign will focus on outreach to build awareness, secure smaller donations and reinforce broad community support
  - A key lead gift for the building naming rights
  - Founding gifts for high-level recognition/additional naming opportunities
  - Major gifts for key sponsors
  - 100% participation by our Campaign Advisory Committee
  - Donor gifts from a broad coalition of donors to show widespread support



# Current Activities



- Secured startup funding and established a Law Enforcement Training Fund at the Communities Foundation of Texas
- Started development of solicitation materials and a video briefing to be used for building awareness and prime donor prospects
- Smaller donor meetings scheduled for May have started taking place
- First major donor prospect meeting is planned for mid-June



# Next Steps



- Finalize police academy concepts
- Itemize all existing City of Dallas expenditures on Dallas police training
- Further explore long term agreement between the City of Dallas and UNT Dallas





**City of Dallas**

# **Police Academy Update**

**Public Safety Committee**

**May 9, 2022**

Catrina M. Shead,  
Assistant Chief of Police,  
Dallas Police Department  
City of Dallas





**City of Dallas**

# **Memorials for Fallen First Responders Update**

**Public Safety Committee  
May 5, 2022**

Chief Randall B. Stidham &  
Major Stephen Williams  
Dallas Fire- Rescue &  
Dallas Police Department  
City of Dallas



# Presentation Overview



- Background/History
- Purpose
- Projects
- Issues/Operational Concerns
- Proposed Action



# Background / History



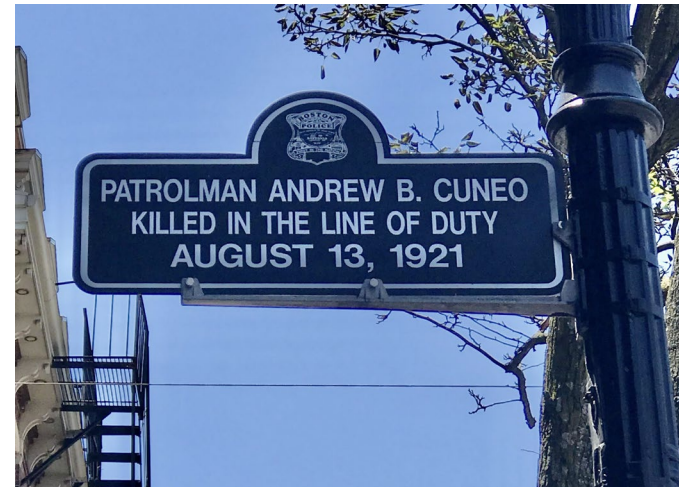

- Dallas Police Department and Dallas Fire-Rescue routinely receive requests to honor first responders at the location where the employee lost his or her life serving the citizens of Dallas in the line of duty.
- Current methods for employees to be recognized.
  - Change Street Name- City Code Chapter 51A-9.300
  - Ceremonial Street Toppers- City Code Chapter 51A-9.500
  - TX DOT recognition



# Purpose



- Discuss the preferred methodology and direction from this committee on how to move forward on recognizing first responders who have made the ultimate sacrifice for the citizens of Dallas.



# Purpose – Continued



- Dallas Fire-Rescue has identified 78 firefighters who have died in the line of duty between June 1902 and September 2021
- The Dallas Police Department has identified 92 officers who have died in the line of duty between May 1892 and January 2022

Council District	Proposed DPD Locations
1	9
2	23
3	3
4	7
5	1
6	9
7	10
8	3
9	2
10	3
11	1
12	0
13	4
14	12
Grand Total	87*

Council District	Proposed DFR Locations
1	13
2	15
3	3
4	1
5	2
6	6
7	10
9	4
10	1
11	1
12	2
13	4
14	16
Grand Total	78

\* Five Officers were classified a line of duty death as the result of COVID-19. DPD is working to determine those locations.



# Completed Projects



- On November 5, 2021, a memorandum was submitted for consideration of a Ceremonial Street Topper for Sr. Cpl. A. Pargas #8001 on Goldman Street between Dennison Street and Bickers Street
- On January 26, 2022, Dallas City Council approved the Ceremonial Street Name request for Sr. Cpl. A. Pargas #8001





# Pending Requests



- On February 10, 2014, DFR Officer William “Scott” Tanksley was killed in the line of duty after being hit by a car on a bridge at Spur 408 and Interstate I-20.
  - The Krodle Memorial Foundation and the Texas Department of Transportation are working to rename the bridge in Officer Tanksley’s honor.
- Private citizens and non-profits such as The Brotherhood for the Fallen have expressed interest to help the City of Dallas with a project to recognize those first responders who have made the ultimate sacrifice



# Benefits & Concerns



- Administrative challenges
- The current ordinance on street toppers states they must be removed after 10 years.
- Controversial perceptions of police



# Benefits & Concerns Continued



- Physical Memorial to honor the fallen
- Increase citizen awareness
- Reinforce the message that a first responder is never forgotten by their Department and City.



# Proposed Action



- Staff is looking for direction from the Public Safety Committee to move forward on a coordinated effort to develop a recognition process specific to fallen first responders.





**City of Dallas**

# **Memorials for Fallen First Responders Update**

**Public Safety Committee  
May 5, 2022**

Chief Randall B. Stidham &  
Major Stephen Williams  
Dallas Fire- Rescue &  
Dallas Police Department  
City of Dallas





**City of Dallas**

# **Dallas Fire Rescue Opioid Response Team**

**Public Safety Committee  
May 9, 2022**

Deputy Chief Delridge Williams  
Dallas Fire-Rescue Department

Section Chief Scott Clumpner  
Dallas Fire-Rescue Department

# Opioid Response Team



- Background
- Proposed Program
- Funding
- Implementation



# Background



- Opioid Problem
  - Nation
  - Local
- Best Practice Mitigation Efforts
  - Education Programs
  - Outreach Programs



# Background



## **FEDERAL:**

- Substance Abuse and Mental Health Services Administration (SAMHSA)

## **STATE:**

- Texas Health and Human Services Commission (HHSC)
- Texas Targeted Opioid Response (TTOR)
- University of Texas – San Antonio (UTSA)

## **LOCAL:**

- Recovery Resource Council (RRC)
- North Texas Behavioral Health Authority (NTBHA)
  - Metrocare Services



# Proposed Program



## Specialized Two-Person Response Team

- One DFR Paramedic and One Peer Services Specialist from Recovery Resource Council
- Non-emergency response
- Connect patients to services to support treatment and recovery





# Proposed Program



- Target population is any individual within response area of DFR who has experienced and survived a drug-related overdose
- Clients are located through:
  - Previous Interactions
  - 911 dispatch information
  - Referrals from law enforcement
  - Recovery Resource Center
  - Other stakeholders / community sources



# Proposed Program



Available resources include:

- Inpatient/Outpatient Treatment Services
- Peer Supportive Services
- Medication Assisted Treatment programs



# Proposed Program



## Program Goals:

- Contact patients within 48-72 hours of opioid overdose
- 225 patient contacts per year
- Long term success is measured by a reduction in the occurrence of overdoses and overdose deaths within the City of Dallas



# Funding



Resource Recovery Council provides 100% reimbursement of all costs

- Materials / Supplies
- Training
- FTE's and Overtime
- Vehicle / Fuel



# Implementation



- Projected to bring to council later this year
- Operate 8 hours daily, Monday - Friday
- Schedule can be adjusted to maximize patient contact.







**City of Dallas**

# **Dallas Fire Rescue Opioid Response Team**

Questions?

# Memorandum



CITY OF DALLAS

DATE May 6, 2022

Honorable Members of the Public Safety Committee  
TO Adam McGough (Chair), Cara Mendelsohn (Vice Chair), Tennell Atkins, Jesse Moreno,  
Jaime Resendez, Casey Thomas, Gay Donnell Willis

SUBJECT **Dallas Fire-Rescue (DFR) Dashboard**

Dallas Fire-Rescue (DFR) continues to refine its data analysis and statistical reporting. We have had over 90,000 dispatched incidents so far in 2022 (22,990 for the month of April). We were just below our EMS response within 9 minutes metric and our 5:20 Structure Fire Response metric at 85% and 86% respectively. We had 14 significant fires for the month of April which is up from 6 in the month of March. Our inspections, re-inspections, and smoke detector installations are slightly down from the month of March. Our rescue UHU numbers has increased slightly due to the increase in run volume. As we move into the summer months our run volume will increase.

For your quick reference, you can access DFR's Dashboard using the following link:  
<https://dallascitydata.dallascityhall.com/views/DFRDashBoardBanner1/911DALLASFIRE-RESCUEINCIDENTSRESPONSETIMES?isGuestRedirectFromVizportal=y&embed=y>

We welcome feedback and suggestions for improvement. Please continue to explore the dashboard and let us know if you have any questions or would like to see any changes/additions. Feel free to contact Executive Assistant Chief Randall (Bret) Stidham at [randall.stidham@dallascityhall.com](mailto:randall.stidham@dallascityhall.com).

Jon Fortune  
Deputy City Manager  
**[Attachment]**

c: T.C. Broadnax, City Manager  
Chris Caso, City Attorney  
Mark Swann, City Auditor  
Biliera Johnson, City Secretary  
Preston Robinson, Administrative Judge  
Kimberly Bizor Tolbert, Deputy City Manager

Majed A. Al-Ghafry, Assistant City Manager  
M. Elizabeth (Liz) Cedillo-Pereira, Assistant City Manager  
Robert Perez, Interim Assistant City Manager  
Carl Simpson, Interim Assistant City Manager  
M. Elizabeth Reich, Chief Financial Officer  
Genesis D. Gavino, Chief of Staff to the City Manager  
Directors and Assistant Directors



# DFR Executive Summary for Month Ending: April 2022



**90,217**

Total 911 DFR Incidents  
Incidentes totales de 911 DFR

**85%**

Medical Responses within 9 minutes  
Respuestas médicas en 9 minutos o menos

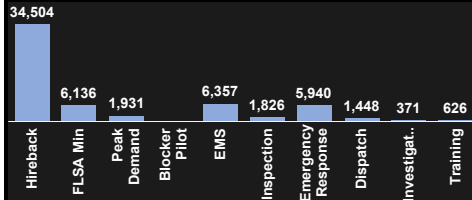
**39%**

Medical Responses within 5 minutes  
Respuestas médicas en 5 minutos o menos

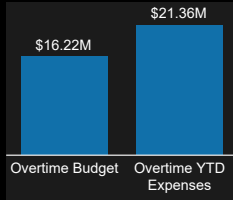
**86%**

Structure Fire Responses within 5 minutes, 20 seconds  
Respuestas a incendios estructurales en 5 minutos, 20 segundos o menos

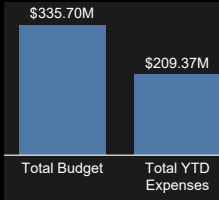
## Overtime Hours Breakdown Categorías de Horas Extras Trabajadas



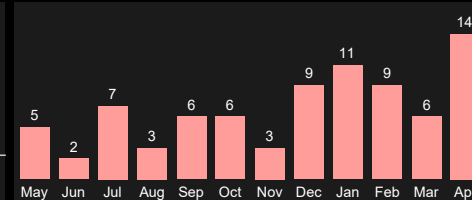
## Sworn Overtime Presupuesto de Horas Extras



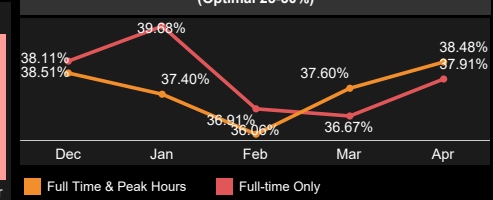
## Total Budget\* Presupuesto



## Significant Fires Incendios Significativos por Mes



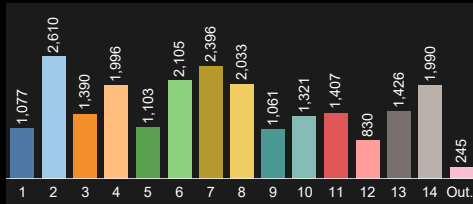
## Ambulance Unit Hour Utilization Rate Tasa de Utilización de Ambulancias (Optimal 25-30%)



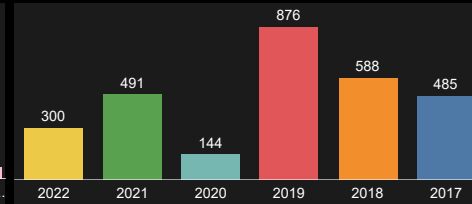
## Sworn Staffing & Hiring Categorías de Personal

	2020	2021	2022
EMS & Emergency Respo..	1,687	1,681	1,636
Dispatch Comms & GIS	61	61	61
Fire Prevention & Inspecti..	93	91	84
Training & Recruitment	103	81	149
Arson Investigation EOD	21	22	21
Aircraft Rescue Fire Fight..	37	38	35
Total Staff	2,002	1,974	1,986
Number of Frontline Paramedics			742
Total Number of Active Paramedics			1,384

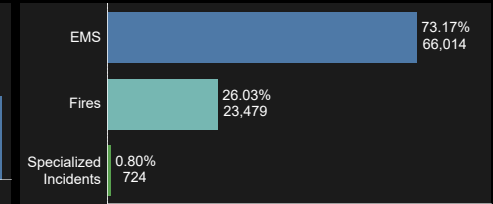
## Incident Response Data by Council District Incidentes por Distrito del Concejo Municipal



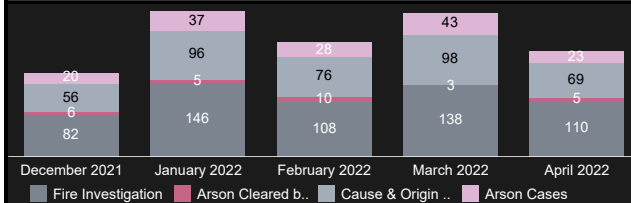
## Smoke Detector Installs Instalaciones de Alarma de Humo



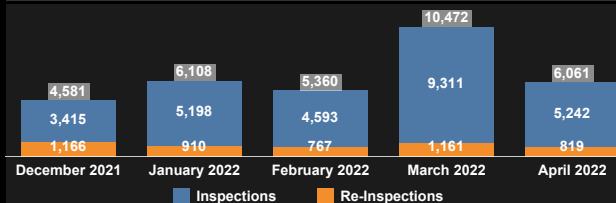
## Fire Communications & Dispatch Despachos por Categorías de Incidente



## Arson Investigation Case Breakdown Investigaciones de Incendio Provocado



## Inspections & Re-Inspections Inspecciones de Estructuras



## Academy Breakdown Información de la Academia

Class:	363	364	365	366	367	368
# of Trainees	14	14	17	18	14	18
Start Date	Jul-2021	Jul-2021	Oct-2021	Oct-2021	Feb-2022	Feb-2022
End Date	Oct-2022	Oct-2022	Feb-2023	Feb-2023	May-2023	May-2023
ERB Assigned	Dec-2022	Dec-2022	Mar-2023	Mar-2023	Jun-2023	Jun-2023

\* YTD-Exp - Do Not Include Encumbrances

Dallas Police Department Dashboard April 2022																																																																																																																																																																																																														
FY21-22 BUDGET							CRIME REPORTING*****																																																																																																																																																																																																							
April Top 10 OT Activity Codes (By Hrs.)*				Sworn Overtime		Total Budget	Total Arrests				Year to Date Crime (NIBRS) January 1, 2022 -April 30, 2022																																																																																																																																																																																																			
											<table><thead><tr><th>Offense</th><th>2022</th><th>2021</th><th>Count DIFF</th><th>% Change</th><th>Clearance Rate</th></tr></thead><tbody><tr><td>Assault Offenses</td><td>8,854</td><td>9,215</td><td>-361</td><td>-3.9%</td><td>62.5%</td></tr><tr><td>  Agg Assault FV</td><td>534</td><td>629</td><td>-95</td><td>-15.1%</td><td></td></tr><tr><td>  Simple Assault FV</td><td>4,435</td><td>4,651</td><td>-216</td><td>-4.6%</td><td></td></tr><tr><td>Homicide Offenses</td><td>84</td><td>85</td><td>-1</td><td>-1.2%</td><td>54.8%</td></tr><tr><td>  Murder &amp; Nonnegligent Manslaughter</td><td>76</td><td>70</td><td>6</td><td>8.6%</td><td></td></tr><tr><td>Human Trafficking</td><td>7</td><td>13</td><td>-6</td><td>-46.2%</td><td>71.4%</td></tr><tr><td>Kidnapping / Abduction</td><td>38</td><td>56</td><td>-18</td><td>-32.1%</td><td>97.4%</td></tr><tr><td>Sex Offenses, Forcible</td><td>172</td><td>275</td><td>-103</td><td>-37.5%</td><td>95.8%</td></tr><tr><td>Sex Offenses, Nonforcible</td><td>-</td><td>-</td><td>0</td><td>-</td><td>-</td></tr><tr><td>Sub-Total</td><td>9,155</td><td>9,644</td><td>-489</td><td>-5.1%</td><td>63.3%</td></tr><tr><td>Arson</td><td>79</td><td>83</td><td>-4</td><td>-4.8%</td><td>6.5%</td></tr><tr><td>Bribery</td><td>1</td><td>1</td><td>0</td><td>0.0%</td><td>0.0%</td></tr><tr><td>Burglary / Breaking &amp; Entering</td><td>2,100</td><td>2,194</td><td>-94</td><td>-4.3%</td><td>5.7%</td></tr><tr><td>Counterfeiting / Forgery</td><td>110</td><td>123</td><td>-13</td><td>-10.6%</td><td>8.6%</td></tr><tr><td>Destruction / Vandalism</td><td>3,163</td><td>3,286</td><td>-123</td><td>-3.7%</td><td>9.2%</td></tr><tr><td>Embezzlement</td><td>99</td><td>92</td><td>7</td><td>7.6%</td><td>21.9%</td></tr><tr><td>Extortion / Blackmail</td><td>1</td><td>6</td><td>-5</td><td>-83.3%</td><td>0.0%</td></tr><tr><td>Fraud</td><td>607</td><td>749</td><td>-142</td><td>-19.0%</td><td>45.8%</td></tr><tr><td>Larceny / Theft</td><td>8,663</td><td>8,978</td><td>-315</td><td>-3.5%</td><td>4.0%</td></tr><tr><td>Motor Vehicle Theft</td><td>4,154</td><td>3,233</td><td>921</td><td>28.5%</td><td>7.4%</td></tr><tr><td>Robbery</td><td>798</td><td>844</td><td>-46</td><td>-5.5%</td><td>22.1%</td></tr><tr><td>Stolen Property Offenses</td><td>224</td><td>179</td><td>45</td><td>25.1%</td><td>91.0%</td></tr><tr><td>Sub-Total</td><td>19,999</td><td>19,768</td><td>231</td><td>1.2%</td><td>8.8%</td></tr><tr><td>Animal Cruelty</td><td>38</td><td>28</td><td>10</td><td>35.7%</td><td>7.9%</td></tr><tr><td>Drug / Narcotics</td><td>3,117</td><td>3,413</td><td>-296</td><td>-8.7%</td><td>63.9%</td></tr><tr><td>Gambling</td><td>16</td><td>23</td><td>-7</td><td>-30.4%</td><td>12.5%</td></tr><tr><td>Pornography / Obscene Material</td><td>11</td><td>6</td><td>5</td><td>83.3%</td><td>50.0%</td></tr><tr><td>Prostitution Offenses</td><td>54</td><td>140</td><td>-86</td><td>-61.4%</td><td>81.1%</td></tr><tr><td>Weapon Law Violations</td><td>852</td><td>925</td><td>-73</td><td>-7.9%</td><td>77.8%</td></tr><tr><td>Sub-Total</td><td>4,088</td><td>4,535</td><td>-447</td><td>-9.9%</td><td>66.9%</td></tr><tr><td>Total</td><td>33,242</td><td>33,947</td><td>-705</td><td>-2.1%</td><td>29.9%</td></tr></tbody></table>				Offense	2022	2021	Count DIFF	% Change	Clearance Rate	Assault Offenses	8,854	9,215	-361	-3.9%	62.5%	Agg Assault FV	534	629	-95	-15.1%		Simple Assault FV	4,435	4,651	-216	-4.6%		Homicide Offenses	84	85	-1	-1.2%	54.8%	Murder & Nonnegligent Manslaughter	76	70	6	8.6%		Human Trafficking	7	13	-6	-46.2%	71.4%	Kidnapping / Abduction	38	56	-18	-32.1%	97.4%	Sex Offenses, Forcible	172	275	-103	-37.5%	95.8%	Sex Offenses, Nonforcible	-	-	0	-	-	Sub-Total	9,155	9,644	-489	-5.1%	63.3%	Arson	79	83	-4	-4.8%	6.5%	Bribery	1	1	0	0.0%	0.0%	Burglary / Breaking & Entering	2,100	2,194	-94	-4.3%	5.7%	Counterfeiting / Forgery	110	123	-13	-10.6%	8.6%	Destruction / Vandalism	3,163	3,286	-123	-3.7%	9.2%	Embezzlement	99	92	7	7.6%	21.9%	Extortion / Blackmail	1	6	-5	-83.3%	0.0%	Fraud	607	749	-142	-19.0%	45.8%	Larceny / Theft	8,663	8,978	-315	-3.5%	4.0%	Motor Vehicle Theft	4,154	3,233	921	28.5%	7.4%	Robbery	798	844	-46	-5.5%	22.1%	Stolen Property Offenses	224	179	45	25.1%	91.0%	Sub-Total	19,999	19,768	231	1.2%	8.8%	Animal Cruelty	38	28	10	35.7%	7.9%	Drug / Narcotics	3,117	3,413	-296	-8.7%	63.9%	Gambling	16	23	-7	-30.4%	12.5%	Pornography / Obscene Material	11	6	5	83.3%	50.0%	Prostitution Offenses	54	140	-86	-61.4%	81.1%	Weapon Law Violations	852	925	-73	-7.9%	77.8%	Sub-Total	4,088	4,535	-447	-9.9%	66.9%	Total	33,242	33,947	-705	-2.1%	29.9%
Offense	2022	2021	Count DIFF	% Change	Clearance Rate																																																																																																																																																																																																									
Assault Offenses	8,854	9,215	-361	-3.9%	62.5%																																																																																																																																																																																																									
Agg Assault FV	534	629	-95	-15.1%																																																																																																																																																																																																										
Simple Assault FV	4,435	4,651	-216	-4.6%																																																																																																																																																																																																										
Homicide Offenses	84	85	-1	-1.2%	54.8%																																																																																																																																																																																																									
Murder & Nonnegligent Manslaughter	76	70	6	8.6%																																																																																																																																																																																																										
Human Trafficking	7	13	-6	-46.2%	71.4%																																																																																																																																																																																																									
Kidnapping / Abduction	38	56	-18	-32.1%	97.4%																																																																																																																																																																																																									
Sex Offenses, Forcible	172	275	-103	-37.5%	95.8%																																																																																																																																																																																																									
Sex Offenses, Nonforcible	-	-	0	-	-																																																																																																																																																																																																									
Sub-Total	9,155	9,644	-489	-5.1%	63.3%																																																																																																																																																																																																									
Arson	79	83	-4	-4.8%	6.5%																																																																																																																																																																																																									
Bribery	1	1	0	0.0%	0.0%																																																																																																																																																																																																									
Burglary / Breaking & Entering	2,100	2,194	-94	-4.3%	5.7%																																																																																																																																																																																																									
Counterfeiting / Forgery	110	123	-13	-10.6%	8.6%																																																																																																																																																																																																									
Destruction / Vandalism	3,163	3,286	-123	-3.7%	9.2%																																																																																																																																																																																																									
Embezzlement	99	92	7	7.6%	21.9%																																																																																																																																																																																																									
Extortion / Blackmail	1	6	-5	-83.3%	0.0%																																																																																																																																																																																																									
Fraud	607	749	-142	-19.0%	45.8%																																																																																																																																																																																																									
Larceny / Theft	8,663	8,978	-315	-3.5%	4.0%																																																																																																																																																																																																									
Motor Vehicle Theft	4,154	3,233	921	28.5%	7.4%																																																																																																																																																																																																									
Robbery	798	844	-46	-5.5%	22.1%																																																																																																																																																																																																									
Stolen Property Offenses	224	179	45	25.1%	91.0%																																																																																																																																																																																																									
Sub-Total	19,999	19,768	231	1.2%	8.8%																																																																																																																																																																																																									
Animal Cruelty	38	28	10	35.7%	7.9%																																																																																																																																																																																																									
Drug / Narcotics	3,117	3,413	-296	-8.7%	63.9%																																																																																																																																																																																																									
Gambling	16	23	-7	-30.4%	12.5%																																																																																																																																																																																																									
Pornography / Obscene Material	11	6	5	83.3%	50.0%																																																																																																																																																																																																									
Prostitution Offenses	54	140	-86	-61.4%	81.1%																																																																																																																																																																																																									
Weapon Law Violations	852	925	-73	-7.9%	77.8%																																																																																																																																																																																																									
Sub-Total	4,088	4,535	-447	-9.9%	66.9%																																																																																																																																																																																																									
Total	33,242	33,947	-705	-2.1%	29.9%																																																																																																																																																																																																									
SWORN STAFFING AND HIRING FISCAL YEAR****				PATROL PERFORMANCE CALENDAR YEAR TO DATE																																																																																																																																																																																																										
Function	FY 21-22 YTD	FY 20-21	FY 19-20	Crime Change by Division				Response time																																																																																																																																																																																																						
				Person	Property	MTD Total	YTD Total	Priority 1	Priority 2																																																																																																																																																																																																					
CBD	83	84	104	Person	Property	MTD Total	YTD Total	Priority 1	Priority 2																																																																																																																																																																																																					
Central	174	185	176	-6.91%	5.29%	-12.26%	0.79%	6.99	29.58																																																																																																																																																																																																					
NE	314	327	353	-3.34%	-1.62%	-18.43%	-3.13%	8.24	57.22																																																																																																																																																																																																					
SE	282	304	314	-6.31%	-4.16%	-10.13%	-9.70%	9.61	62.11																																																																																																																																																																																																					
SW	266	263	288	-8.15%	4.76%	-5.85%	1.12%	8.84	39.23																																																																																																																																																																																																					
NW	239	237	248	4.25%	-1.35%	-10.19%	-0.37%	8.95	36.24																																																																																																																																																																																																					
NC	204	187	182	10.31%	-2.15%	-5.55%	2.74%	8.54	27.70																																																																																																																																																																																																					
SC	268	314	322	-14.31%	8.39%	-0.98%	-4.79%	9.54	52.44																																																																																																																																																																																																					
Nuisance Abatement	9	8	6	*CBD crime and response time data included in Central																																																																																																																																																																																																										
Community Affairs (NPO)	97	82	3																																																																																																																																																																																																											
Right Care	19	13	1,996	INTERNAL AFFAIRS																																																																																																																																																																																																										
Patrol Total	1,947	2,004																																																																																																																																																																																																												
Support	107	105	146	Complaint Type				2022 YTD	2021 YTD	% Change	COMMUNICATIONS																																																																																																																																																																																																			
Administrative	138	126	113	Investigations Completed				97	148	-34.5%																																																																																																																																																																																																				
Investigations	463	479	468	Use of Force Complaints Received				24	10	140.0%	911 Call Center Information																																																																																																																																																																																																			
Tactical and Special Ops	260	257	249	Investigations Over 200 Days *****							911 Calls MTD	Apr Avg Answer																																																																																																																																																																																																		
Trainees	188	149	177	Active Investigations				19	Awaiting Chief of Police Hearing	1	97.87%																																																																																																																																																																																																			
Total	3,103	3,120	3,149	Investigation suspended				25	Awaiting Bureau Chief Hearing	6	911 Operator Staffing																																																																																																																																																																																																			
				Awaiting Corrective Action				7	Total	58	Trainee	Operator																																																																																																																																																																																																		
											Actual	Authorized																																																																																																																																																																																																		
											8	122																																																																																																																																																																																																		
											122	141																																																																																																																																																																																																		
FY 21-22 Hiring and Attrition				FY21-22 Hiring Goal : 250		Top 911 Calls				April Reports																																																																																																																																																																																																				
						<table><thead><tr><th>Type</th><th>Calls YTD</th><th>April-2022</th><th>April-2021</th></tr></thead><tbody><tr><td>Major Disturbance</td><td>36,873</td><td>9,939</td><td>9,493</td></tr><tr><td>Other Incidents</td><td>18,756</td><td>5,016</td><td>4,786</td></tr><tr><td>Other Escalated</td><td>17,706</td><td>5,047</td><td>4,717</td></tr><tr><td>Suspicious Person</td><td>8,231</td><td>2,359</td><td>2,183</td></tr><tr><td>Minor Accident</td><td>8,933</td><td>2,356</td><td>2,562</td></tr><tr><td>Business Alarm</td><td>6,083</td><td>1,463</td><td>1,287</td></tr><tr><td>Major Accident</td><td>6,594</td><td>1,750</td><td>1,565</td></tr><tr><td>Loud Music</td><td>7,133</td><td>2,371</td><td>2,334</td></tr><tr><td>Burg Motor Veh</td><td>1,447</td><td>352</td><td>258</td></tr><tr><td>Crisis Intervention</td><td>4,043</td><td>1,114</td><td>1,000</td></tr><tr><td>911 Hang-up</td><td>2,082</td><td>553</td><td>724</td></tr></tbody></table>				Type	Calls YTD	April-2022	April-2021	Major Disturbance	36,873	9,939	9,493	Other Incidents	18,756	5,016	4,786	Other Escalated	17,706	5,047	4,717	Suspicious Person	8,231	2,359	2,183	Minor Accident	8,933	2,356	2,562	Business Alarm	6,083	1,463	1,287	Major Accident	6,594	1,750	1,565	Loud Music	7,133	2,371	2,334	Burg Motor Veh	1,447	352	258	Crisis Intervention	4,043	1,114	1,000	911 Hang-up	2,082	553	724	<table><thead><tr><th colspan="2">Expeditor Reports</th><th colspan="2">DORS Reports</th></tr></thead><tbody><tr><td colspan="2">1,480</td><td colspan="2">1,260</td></tr><tr><th colspan="6">Dispatched Calls and Response Time</th></tr><tr><th>Date</th><th>Priority 1 Response Time</th><th>Priority 2 Response Time</th><th>Priority 3 Response Time</th><th>Priority 4 Response Time</th><th>Dispatched 911 Calls</th></tr><tr><td>Apr-22</td><td>9.82</td><td>52.22</td><td>258.91</td><td>326.40</td><td>49,453</td></tr><tr><td>YTD 2022</td><td>8.71</td><td>44.61</td><td>213.27</td><td>275.18</td><td>182,869</td></tr><tr><td>Apr-21</td><td>7.52</td><td>28.63</td><td>117.58</td><td>159.75</td><td>47,027</td></tr><tr><td>YTD 2021</td><td>7.54</td><td>25.89</td><td>92.30</td><td>129.62</td><td>176,047</td></tr></tbody></table>				Expeditor Reports		DORS Reports		1,480		1,260		Dispatched Calls and Response Time						Date	Priority 1 Response Time	Priority 2 Response Time	Priority 3 Response Time	Priority 4 Response Time	Dispatched 911 Calls	Apr-22	9.82	52.22	258.91	326.40	49,453	YTD 2022	8.71	44.61	213.27	275.18	182,869	Apr-21	7.52	28.63	117.58	159.75	47,027	YTD 2021	7.54	25.89	92.30	129.62	176,047																																																																																																					
Type	Calls YTD	April-2022	April-2021																																																																																																																																																																																																											
Major Disturbance	36,873	9,939	9,493																																																																																																																																																																																																											
Other Incidents	18,756	5,016	4,786																																																																																																																																																																																																											
Other Escalated	17,706	5,047	4,717																																																																																																																																																																																																											
Suspicious Person	8,231	2,359	2,183																																																																																																																																																																																																											
Minor Accident	8,933	2,356	2,562																																																																																																																																																																																																											
Business Alarm	6,083	1,463	1,287																																																																																																																																																																																																											
Major Accident	6,594	1,750	1,565																																																																																																																																																																																																											
Loud Music	7,133	2,371	2,334																																																																																																																																																																																																											
Burg Motor Veh	1,447	352	258																																																																																																																																																																																																											
Crisis Intervention	4,043	1,114	1,000																																																																																																																																																																																																											
911 Hang-up	2,082	553	724																																																																																																																																																																																																											
Expeditor Reports		DORS Reports																																																																																																																																																																																																												
1,480		1,260																																																																																																																																																																																																												
Dispatched Calls and Response Time																																																																																																																																																																																																														
Date	Priority 1 Response Time	Priority 2 Response Time	Priority 3 Response Time	Priority 4 Response Time	Dispatched 911 Calls																																																																																																																																																																																																									
Apr-22	9.82	52.22	258.91	326.40	49,453																																																																																																																																																																																																									
YTD 2022	8.71	44.61	213.27	275.18	182,869																																																																																																																																																																																																									
Apr-21	7.52	28.63	117.58	159.75	47,027																																																																																																																																																																																																									
YTD 2021	7.54	25.89	92.30	129.62	176,047																																																																																																																																																																																																									

Notes:

\*DPD recently refined its >180 OT activity codes. New overtime activity codes further improve internal management opportunities as well as improve clarity/transparency to City Council. Results of these changes are now reflected in this report. Reimbursement hours are taken out.

\*\*YE estimate based on FY22’s YTD expenditure trends.

\*\*\*Reimbusrment and Revenue for DPD

\*\*\*\*Staffing shown is end of fiscal year actuals, Right Care officers and NPO tracked separately starting FY 20-21.

Support: Youth Outreach, Communications, Staff Review, Academy, Auto Pound, Detention Services, Crime Analysis, Property Recovery.

\*\*\*\*\*Other Incident Calls - used when a call is received but does not fit into any other category of signals. Ex. harassing phone calls, criminal trespass, death notifications

\*\*\*\*\*Other Escalated Calls - used when a call is received but does not fit into any other category of signals and is a priority in nature. Ex. person walking on the shoulder of freeway, suspicious activity that could lead to an offense.

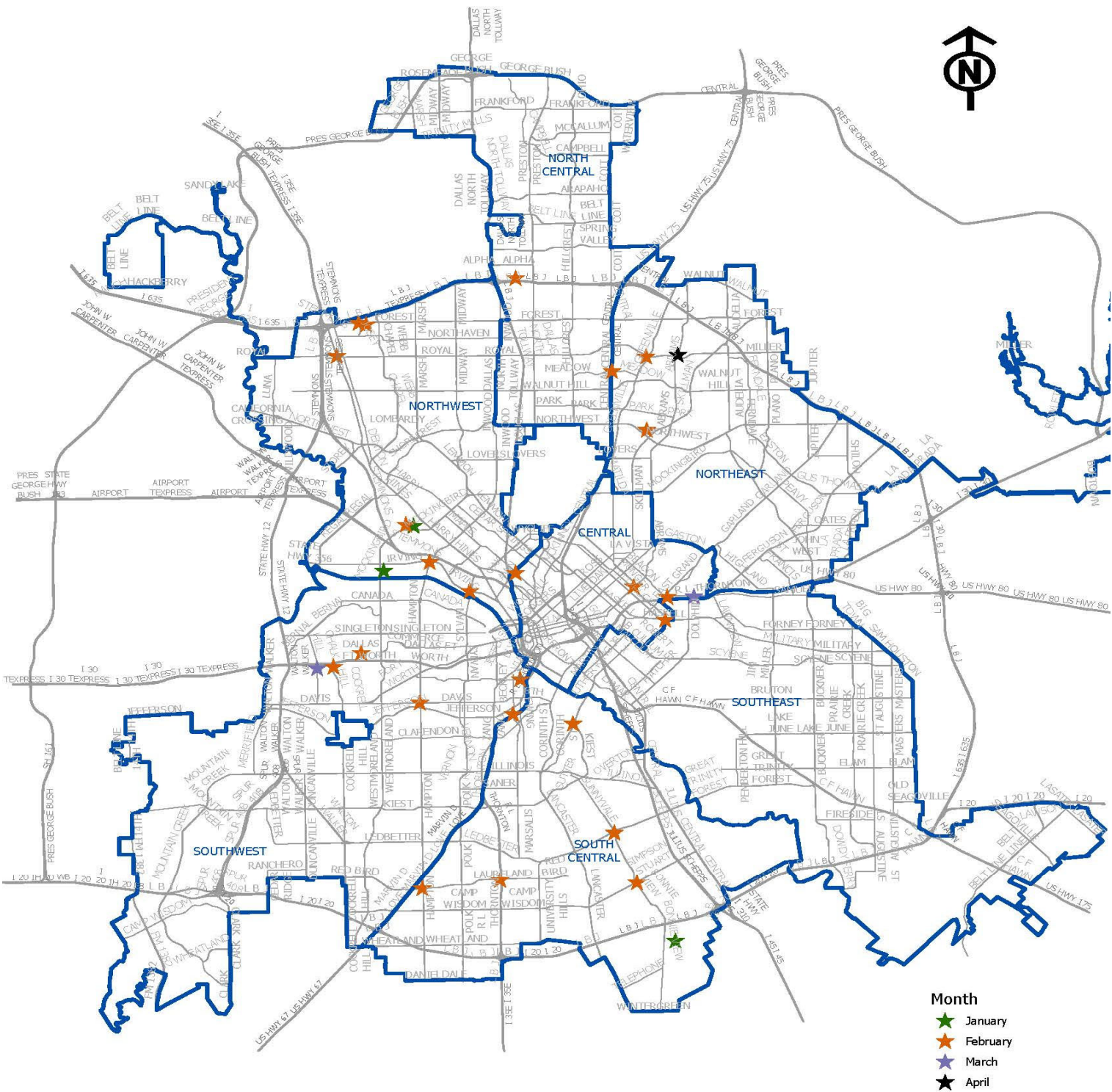
\*\*\*\*\* Crime reporting now includes NIBRS data. Data is preliminary.

\*\*\*\*\* Investigations suspended : Awaiting criminal investigation. Awaiting Corrective Action: Cases not involving



Racing / Speeding Hotspots

Takeover Locations

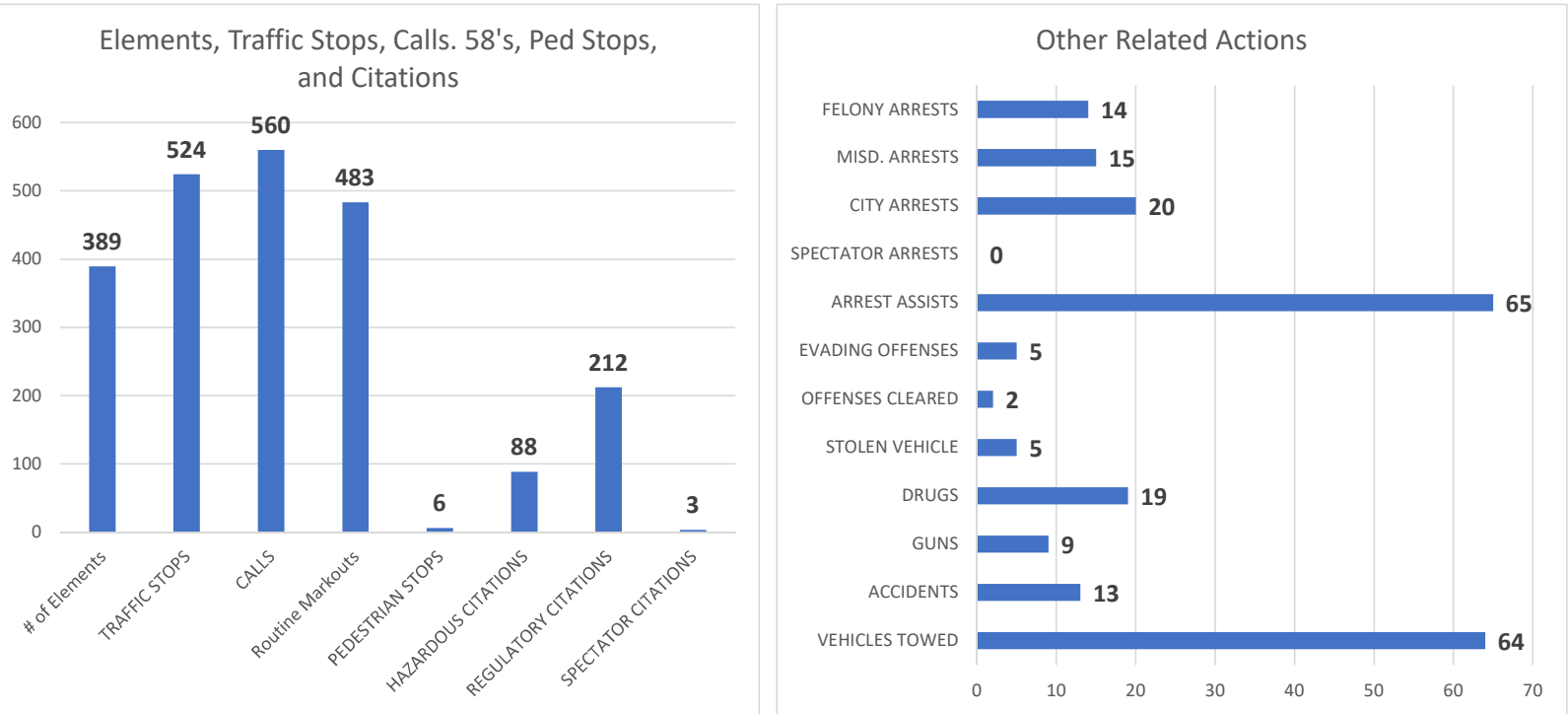


0 1.25 2.5 5 Miles

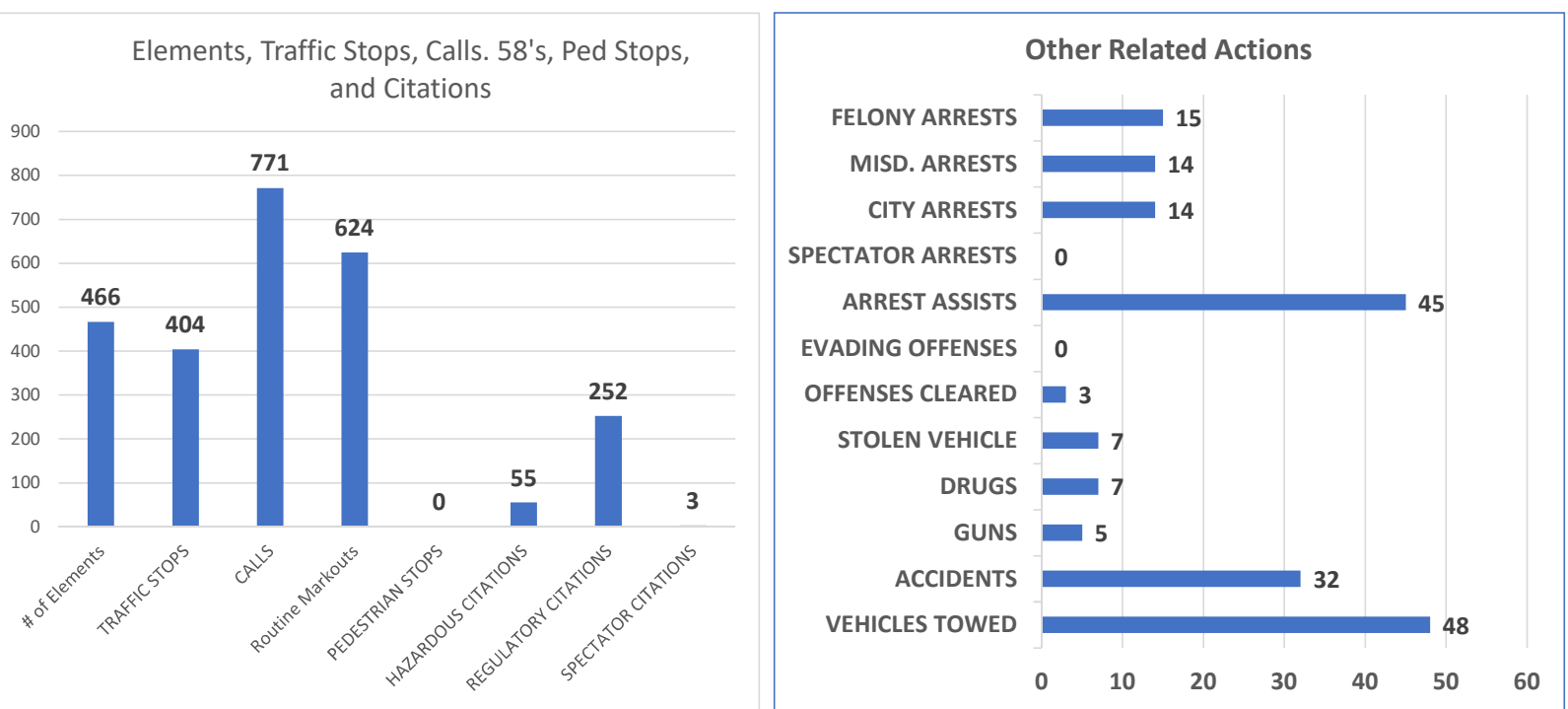
Date: 4/7/2022 4:58 PM  
#7192

Racing / Speeding Operational Activity

March



April



Notes:

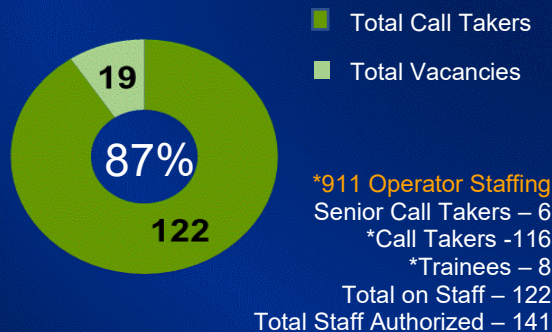
Hazardous Citations: Citations involving safety violations such as red light / stop sign violations.

Regulatory Citations: Citations of an administrative violation such as registration, insurance, driver's license.



# 9-1-1 Communications Dashboard (April) 2022

## Call Center Staffing



April 2022  
Service Level

**97.87%**



YTD Service Level  
Jan 1 – Apr 30, 2022

**98.3%**



Average Answer Time  
April 2022

**0:04**



April 2022  
Total 911 Calls

**154,103**



Call Takers in Training

**8**



Call Takers in Background

**9**

## Service Level Comparison

Month	FY'22	FY'21	FY'20
October	<b>88.83%</b>	<b>68.97%</b>	<b>86.31%</b>
November	<b>94.57%</b>	<b>73.94%</b>	<b>87.48%</b>
December	<b>97.60%</b>	<b>71.90%</b>	<b>81.07%</b>
January	<b>98.07%</b>	<b>72.54%</b>	<b>87.95%</b>
February	<b>99.01%</b>	<b>52.91%</b>	<b>87.88%</b>
March	<b>98.16%</b>	<b>56.59%</b>	<b>86.66%</b>
April	<b>97.87%</b>	<b>60.24%</b>	<b>93.70%</b>
May		<b>41.51%</b>	<b>85.97%</b>
June		<b>55.04%</b>	<b>74.44%</b>
July		<b>81.88%</b>	<b>65.95%</b>
August		<b>88.27%</b>	<b>59.02%</b>
September		<b>85.85%</b>	<b>59.96%</b>

The NENA standard recommends 90% of all incoming calls be answered in 10 seconds or less

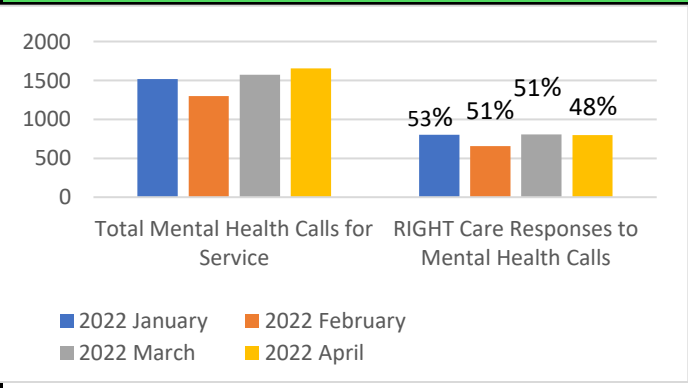
## Total Emergency Calls

Month	FY'22	FY'21	FY'20
October	<b>169,217</b>	<b>165,038</b>	<b>173,659</b>
November	<b>146,055</b>	<b>154,647</b>	<b>159,210</b>
December	<b>155,427</b>	<b>158,259</b>	<b>166,926</b>
January	<b>142,329</b>	<b>152,558</b>	<b>159,697</b>
February	<b>126,752</b>	<b>165,670</b>	<b>151,362</b>
March	<b>149,460</b>	<b>170,351</b>	<b>156,845</b>
April	<b>154,103</b>	<b>169,187</b>	<b>130,603</b>
May		<b>193,895</b>	<b>159,843</b>
June		<b>187,044</b>	<b>166,962</b>
July		<b>183,655</b>	<b>175,203</b>
August		<b>163,077</b>	<b>179,692</b>
September		<b>160,078</b>	<b>165,929</b>

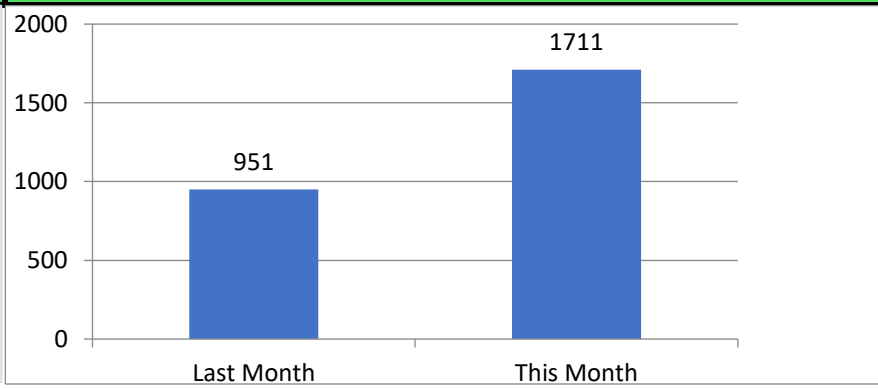
FY' 21 Total **2,023,459** FY' 20 Total **1,945,931** = **↑ 3.98%** (increase)

**Rapid Integrated Group Healthcare Team**

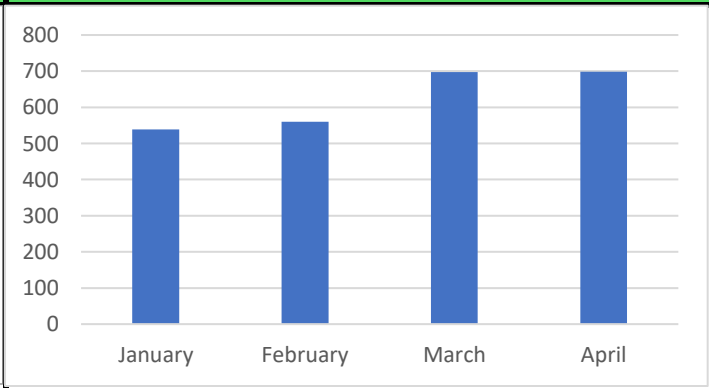
### Percent of All Mental Health Calls Answered by RIGHT Care - MTD



**Total Number of 911 Calls (all types) answered by RIGHT Care Teams**



## Clients Served by RIGHT Care



## DPD Right Care Activity

Activity	This Month	YTD
Clients Served	698	10,454
Calls Answered	951	15,616
Jail Diversions	155	1791
Total Outreach Calls	20	751
Total follow up calls	90	1690
<b>Total</b>	1923	30302
FY 21-22 Expansion	<b>In Progress</b>	8 teams operating

## Nuisance Abatement

Activity	This Month	YTD
Properties Investigated	37	136
Contacts with property owners	48	237
Meetings attended	55	318
Cases closed	4	16
Active Cases	New Case	Open Cases
Central Open Cases	0	1
Northeast Open Cases	0	8
Southeast Open Cases	0	13
Southwest Open Cases	1	9
Northwest Open Cases	0	6
North Central Open Cases	0	3
South Central Open Cases	1	14
Total Cases	2	54
Staffing	Authorized	Current
Sergeant	1	1
Detectives	7	7
Intelligence Officer	1	1

### Risk Terrain Modeling Area Environmental Interventions

Interventions	This Month	YTD
Code violations identified and worked	746	6171
Code cases complete by owner compliance	12	235
Code cases complete through city intervention	125	715
Commercial business inspections	130	1230
Vacant lots remediated	53	351
Zoning cases worked	135	1207
Substandard structure cases worked	249	1959
<b>Effectiveness Measure: Percentage Increase or Decrease</b>	<b>Malcolm X/Marburg</b>	<b>Illinois Ave</b>
Calls for police this year vs last year	-5%	-30%
Criminal offenses this year vs last year	5%	15%
<b>Integrated Public Safety Solutions Engagement Report</b>		
<b>Activity</b>	<b>This Month</b>	<b>YTD</b>
Citywide Department Collaboration Meetings	6	73
Community Meetings	0	12
Presentations conducted	1	9

City Funded Violence Interruption Programs

Youth Advocate Programs

Activity	This Month	Year to Date
Violence Interruption Contacts	16	614
Mentoring Contacts	28	385
Social Service Referrals	43	276
Employment Opportunity Referral	156	362
Hospital Response	0	1
Community Engagement Events	8	84
Coordination Meetings	13	112
Youth Programs	4	49

Integrated Public Safety Solutions Engagement Report

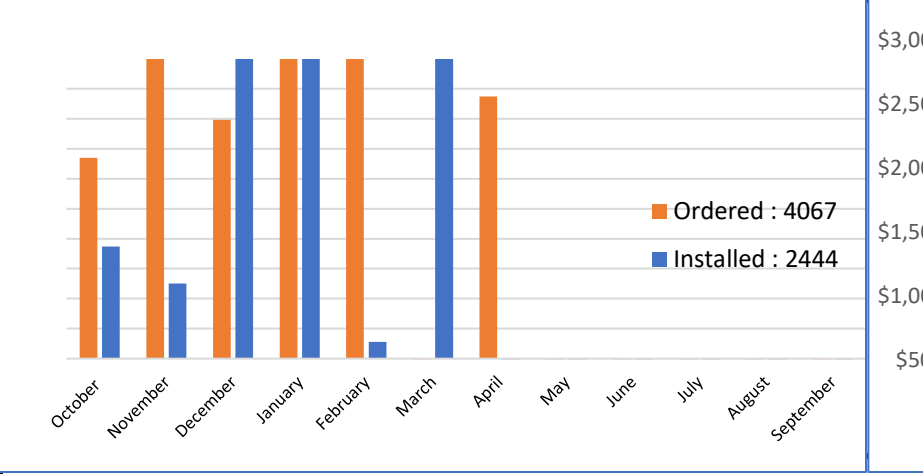
Activity	This Month	YTD
Citywide Department Collaboration Meetings	6	73
Community Meetings	0	12
Presentations conducted	1	9

**Crisis Intervention Team**

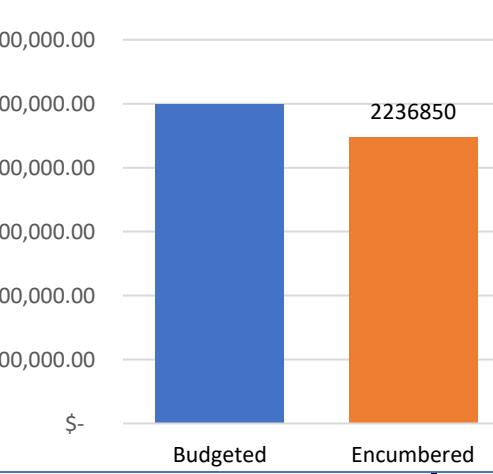
Referrals Received	This Month	Year to Date
DFR Referral	4	26
DPD Referral	90	163
Community Referral	1	14
Clients Served	This Month	Year to Date
Verified Social Service Referrals	49	83

CIT Field Operations launched in February 2022. Teams continue to add capacity and capability to respond to residents in crisis. Expected monthly response volume is projected to rise to 120 field responses monthly by June 2022.

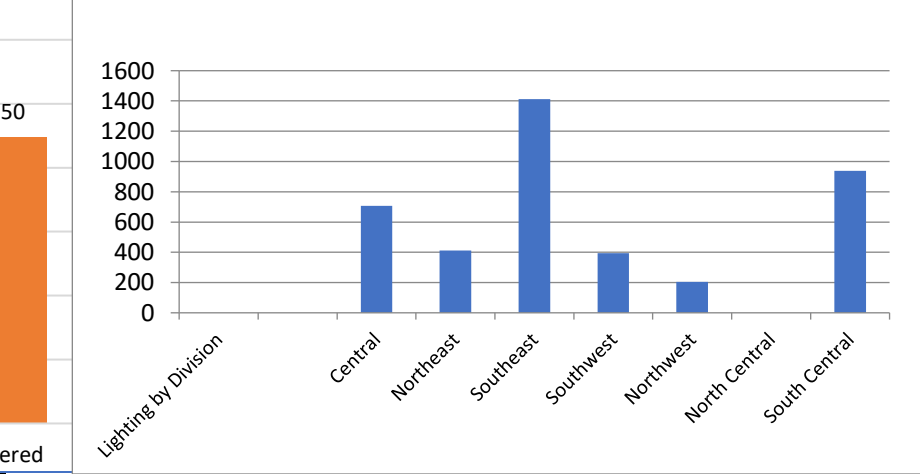
Lighting Enhancement Projects	
1	1.1
2	2.1
3	3.1
4	4.1
5	5.1
6	6.1
7	7.1
8	8.1
9	9.1
10	10.1
11	11.1
12	12.1
13	13.1
14	14.1
15	15.1
16	16.1
17	17.1
18	18.1
19	19.1
20	20.1
21	21.1
22	22.1
23	23.1
24	24.1
25	25.1
26	26.1
27	27.1
28	28.1
29	29.1
30	30.1
31	31.1
32	32.1
33	33.1
34	34.1
35	35.1
36	36.1
37	37.1
38	38.1
39	39.1
40	40.1
41	41.1
42	42.1
43	43.1
44	44.1
45	45.1
46	46.1
47	47.1
48	48.1
49	49.1
50	50.1
51	51.1
52	52.1
53	53.1
54	54.1
55	55.1
56	56.1
57	57.1
58	58.1
59	59.1
60	60.1
61	61.1
62	62.1
63	63.1
64	64.1
65	65.1
66	66.1
67	67.1
68	68.1
69	69.1
70	70.1
71	71.1
72	72.1
73	73.1
74	74.1
75	75.1
76	76.1
77	77.1
78	78.1
79	79.1
80	80.1
81	81.1
82	82.1
83	83.1
84	84.1
85	85.1
86	86.1
87	87.1
88	88.1
89	89.1
90	90.1
91	91.1
92	92.1
93	93.1
94	94.1
95	95.1
96	96.1
97	97.1
98	98.1
99	99.1
100	100.1



### Lighting Budget

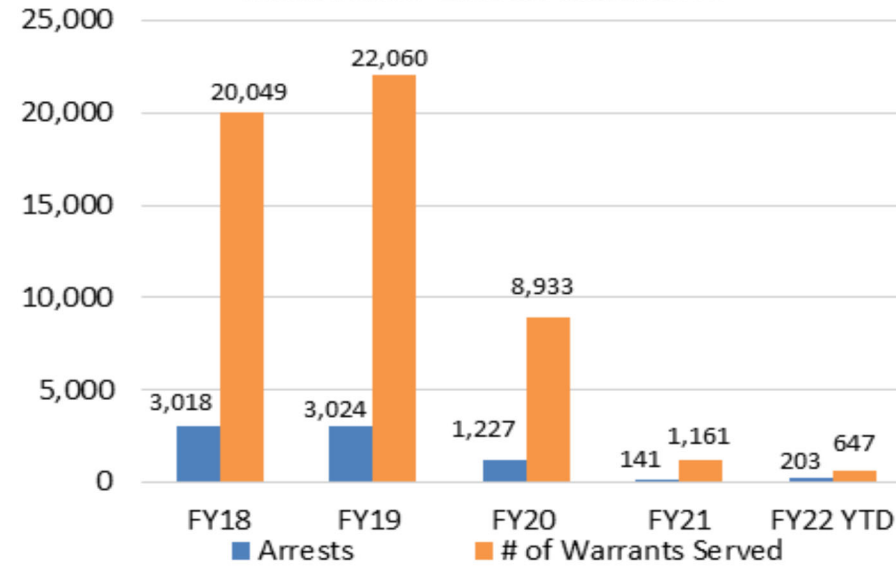


### Lighting Ordered by Division

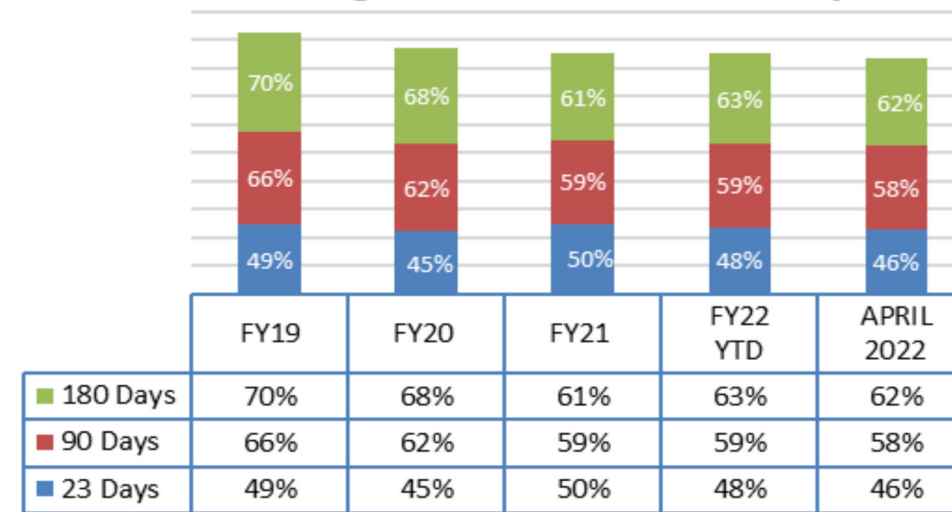


# Municipal Court Dashboard: Month Ending April 30, 2022

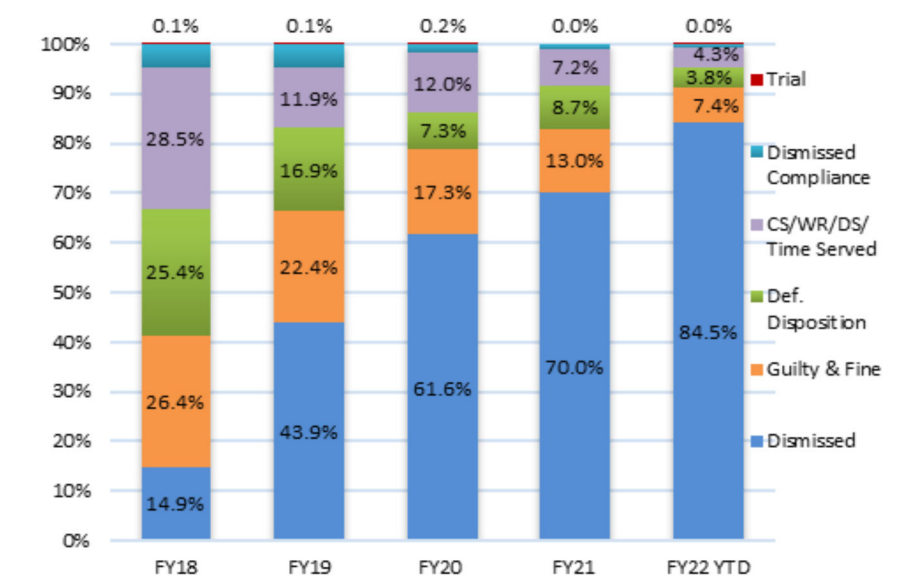
## Warrant Enforcement



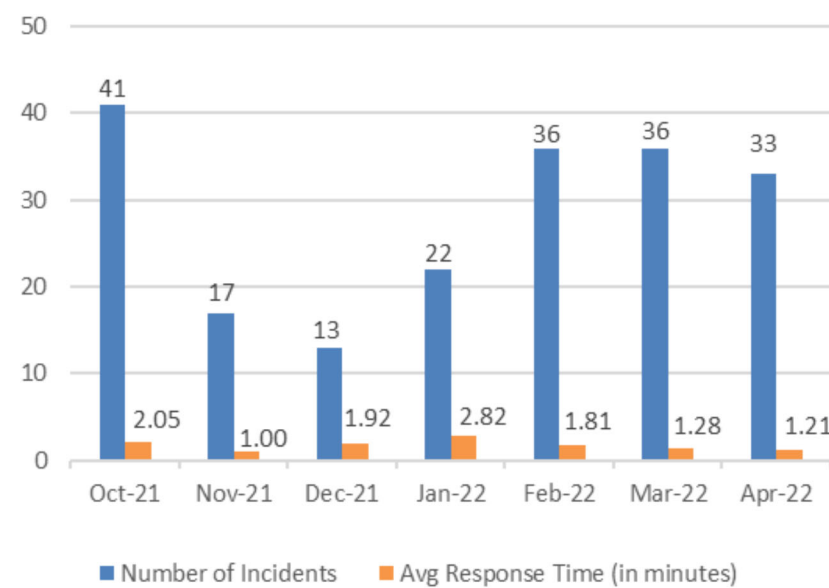
## Defendant's Cumulative Response Rate Looking Back 23, 90 & 180 Days



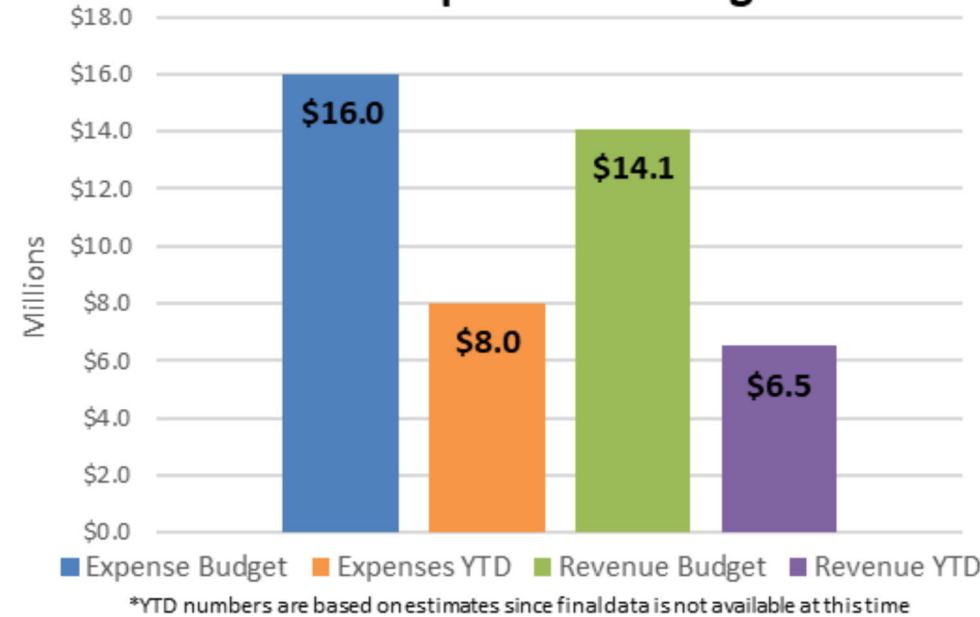
## Courthouse Dispositions



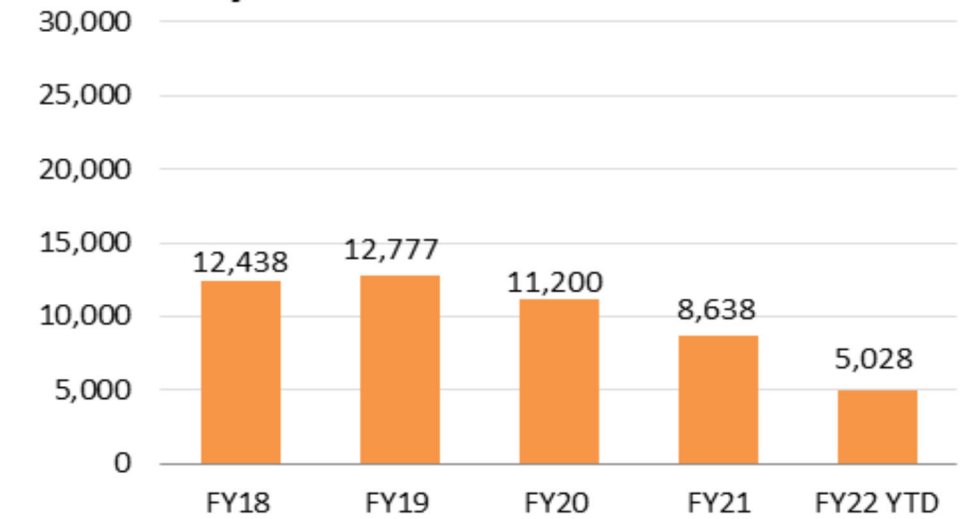
## Security Incidents and Response Time



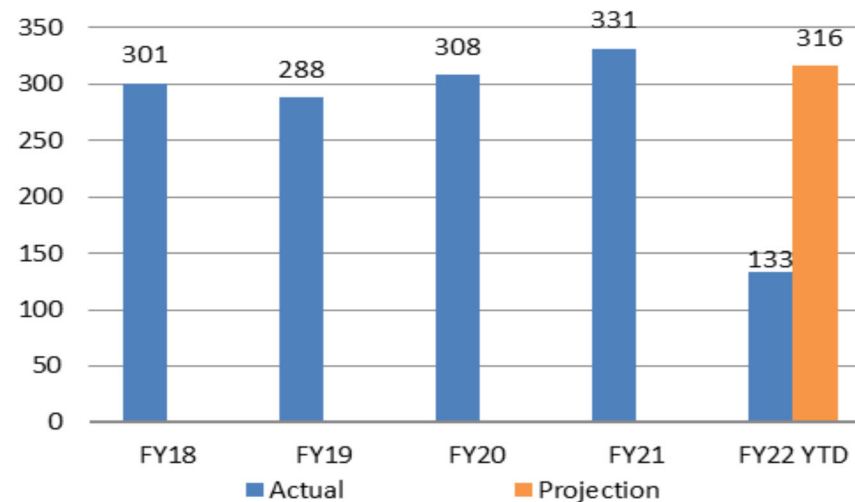
## \*Municipal Court Budget



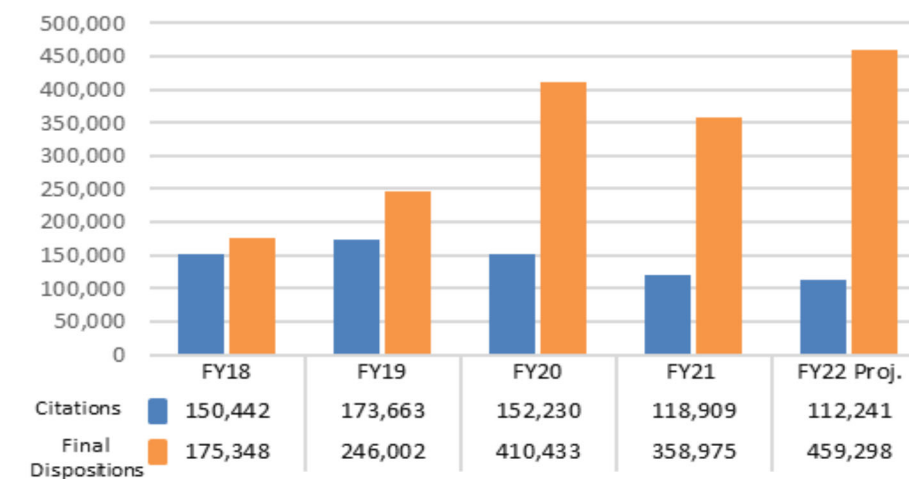
## City Detention Center Book-Ins



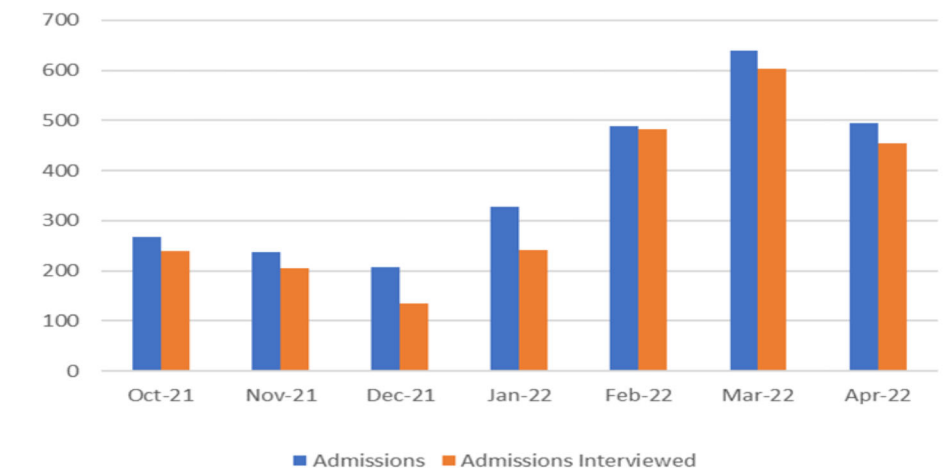
## Environmental Cases Filed



## Citation Count & Final Dispositions



## Sobering Center Performance



Date	Admissions	Admissions Interviewed	Interviewed Homeless	Total Interviewed	Homeless Percentage	Provided Services	Percentage	Repeat Offenders
Apr-22	495	455	69	91.9%	15.2%	89	19.6%	0
FY22 YTD	2663	2361	328	88.7%	13.9%	418	17.7%	43

# Memorandum



CITY OF DALLAS

DATE May 6, 2022

Honorable Members of the Public Safety Committee

TO Adam McGough (Chair), Cara Mendelsohn (Vice Chair), Tennell Atkins, Jesse Moreno, Jaime Resendez, Casey Thomas, Gay Donnell Willis

SUBJECT **May 11, 2022, City Council Agenda Item #17; 22-866 Five-year Collection Contract for Fire Rescue Department**

The following agenda item is scheduled to go before City Council on May 11, 2022.

## [Agenda Item #17; 22-866](#)

Authorize a five-year collection contract, with two one-year renewal options, for the billing, collection and reporting of emergency ambulance fees for Fire-Rescue Department with Digitech Computer, LLC through an interlocal agreement with The City of Bryan, Texas - Estimated Annual Net Revenue: General Fund \$27,600,000

## **Background**

This collection contract will allow for continued billing, collection, and reporting of emergency ambulance fees.

The Fire-Rescue Department has over 202,000 emergency medical runs and approximately 95,500 transports annually. These calls are serviced by 43 full time and 3 peak demand ambulances. Digitech Computer, LLC (Digitech) receives the electronic Patient Care Report (ePCR) secured file from ePCR system at the end of the day. Billing, collection and reporting services includes, but not limited to the following services:

- Process all patient records for billability according to the set regulations and requirements by payers, as applicable
- Invoice appropriate payers for patient's claim
- Provide collection services resulting in remittance of the payment into the City's designated bank accounts
- Provide reports on a monthly basis, and on as needed basis

Digitech has been providing billing, collection and reporting of emergency ambulance fees to the City of Dallas since February 2012. Digitech also provides billing, collection, and reporting of emergency ambulance fees for other municipalities in Texas such as:

- City of Bryan
- City of Plano
- City of Houston
- City of Richardson

DATE May 6, 2022  
SUBJECT **May 11, 2022, City Council Agenda Item #17; 22-866 Five-Year Collection Contract for Fire Rescue Department**

- City of Mesquite
- City of Garland

Additionally, Digitech has worked with Public Consulting Group, a Boston-based national firm that has led the way in developing effective Medicaid Cost Recovery programs around the country, to compile and file the necessary reports for the Texas Ambulance Supplemental Payment Program (TASPP). Through the TASPP, the City of Dallas has recovered over \$115M in additional funds through FY 2021. The vendor requires all of their professional coders to be Center for Medicare and Medicaid Services coding certified. Ambulance billing is Digitech's only focus, and they will continue to provide the City of Dallas with service of the highest quality and exceptional compliance while maximizing revenue.

The Interlocal Purchasing Agreement is authorized by Chapter 791 of the Texas Government Code and Subchapter F, Chapter 271, Texas Local Government Code. Section 271.102 of the Texas Local Government Code which authorizes a local government to participate in a Cooperative Purchasing Program with another local government or a local cooperative organization.

Should you have any questions regarding this item, please contact me at (214) 670-5299.



Jon Fortune  
Deputy City Manager

c: T.C. Broadnax, City Manager  
Chris Caso, City Attorney  
Mark Swann, City Auditor  
Biliera Johnson, City Secretary  
Preston Robinson, Administrative Judge  
Kimberly Bizzor Tolbert, Deputy City Manager

Majed A. Al-Ghafry, Assistant City Manager  
M. Elizabeth (Liz) Cedillo-Pereira, Assistant City Manager  
Robert Perez, Interim Assistant City Manager  
Carl Simpson, Interim Assistant City Manager  
M. Elizabeth Reich, Chief Financial Officer  
Genesis D. Gavino, Chief of Staff to the City Manager  
Directors and Assistant Directors



# Memorandum



CITY OF DALLAS

DATE May 6, 2022

Honorable Members of the Public Safety Committee  
TO Adam McGough (Chair), Cara Mendelsohn (Vice Chair), Tennell Atkins, Jesse Moreno,  
Jaime Resendez, Casey Thomas, Gay Donnell Willis

SUBJECT **May 25, 2022, City Council Draft Agenda Item #29; 22-1116 Master Agreements  
for the Dallas Police Department**

The following agenda item is scheduled to go before City Council on May 25, 2022.

## **Draft Agenda Item #29; 22-1116**

Authorize (1) the purchase of twenty-five ballistic shields for the Police Department with Galls Inc. through The Local Government Purchasing Cooperative (BuyBoard) agreement in the amount of \$166,880.00; and (2) a two-year master agreement for the purchase of protective gas masks and related parts for the Police Department with Safeware, Inc. through the Omnia Partners cooperative agreement in an estimated amount of \$1,176,873.75 - Total not to exceed \$1,343,753.75- Financing: General Fund (\$771,809.92), 2020 Homeland Security-Urban Area Security Initiative 20-22 (\$384,656.25), 2021 Homeland Security-Urban Area Security Initiative 21-23 (\$100,177.08) and Coronavirus State and Local Fiscal Recovery Funds (\$87,110.50)

## **Background**

The master agreement portion of this action does not encumber funds; the purpose of a master agreement is to establish firm pricing for goods, for a specific term, which are ordered on an as needed basis according to annual budgetary appropriations. The estimated amount is intended as guidance rather than a cap on spending under the agreement, so that actual need combined with the amount budgeted will determine the amount spent under this agreement.


This action will allow for the purchase of ballistic shields and approve the establishment of a two-year master agreement for the purchase of protective mask and related parts. Ballistic shields are constructed of ballistic resistant materials and are intended to protect users against small arms fire and fragmentation threats. These shields are used by Police Department personnel during tactical operations where officers have little or no cover. Protective gas masks purchased through the master agreement are utilized to equip DPD patrol personnel with necessary protection against harmful airborne substance when they are encountered.

The Local Government Purchasing Cooperative (BuyBoard) and the Omnia Partners cooperative agreements, are authorized by Chapter 791 of the Texas Government Code and Subchapter F, Chapter 271, Texas Local Government Code. Section 271.102 of the Texas Local Government Code which authorizes a local government to participate in a

DATE May 6, 2022  
SUBJECT **May 25, 2022, City Council Draft Agenda Item #29; 22-1116 Master Agreements for the Dallas Police Department**

Cooperative Purchasing Program with another local government or a local cooperative organization.

Should you have any questions regarding this item, please contact me at (214) 670-5299.



Jon Fortune  
Deputy City Manager

c: T.C. Broadnax, City Manager  
Chris Caso, City Attorney  
Mark Swann, City Auditor  
Billerae Johnson, City Secretary  
Preston Robinson, Administrative Judge  
Kimberly Bizzor Tolbert, Deputy City Manager

Majed A. Al-Ghafry, Assistant City Manager  
M. Elizabeth (Liz) Cedillo-Pereira, Assistant City Manager  
Robert Perez, Interim Assistant City Manager  
Carl Simpson, Interim Assistant City Manager  
M. Elizabeth Reich, Chief Financial Officer  
Genesis D. Gavino, Chief of Staff to the City Manager  
Directors and Assistant Directors