



ALL NEIGHBORS COALITION UPDATES

JUNE 2024

TRANSFORMING OUR APPROACH TO HOMELESSNESS

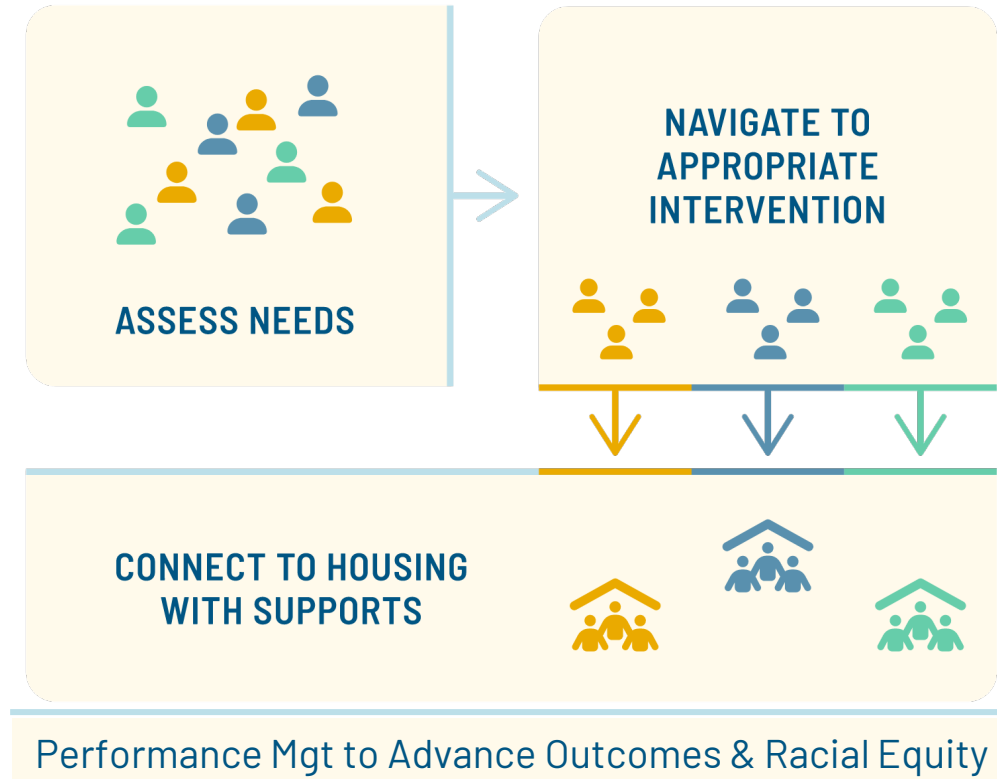
Shared Goals for Targeted, Measurable Reductions in Homelessness

SIGNIFICANTLY REDUCE CHRONIC UNSHELTERED HOMELESSNESS

EFFECTIVELY END VETERAN HOMELESSNESS

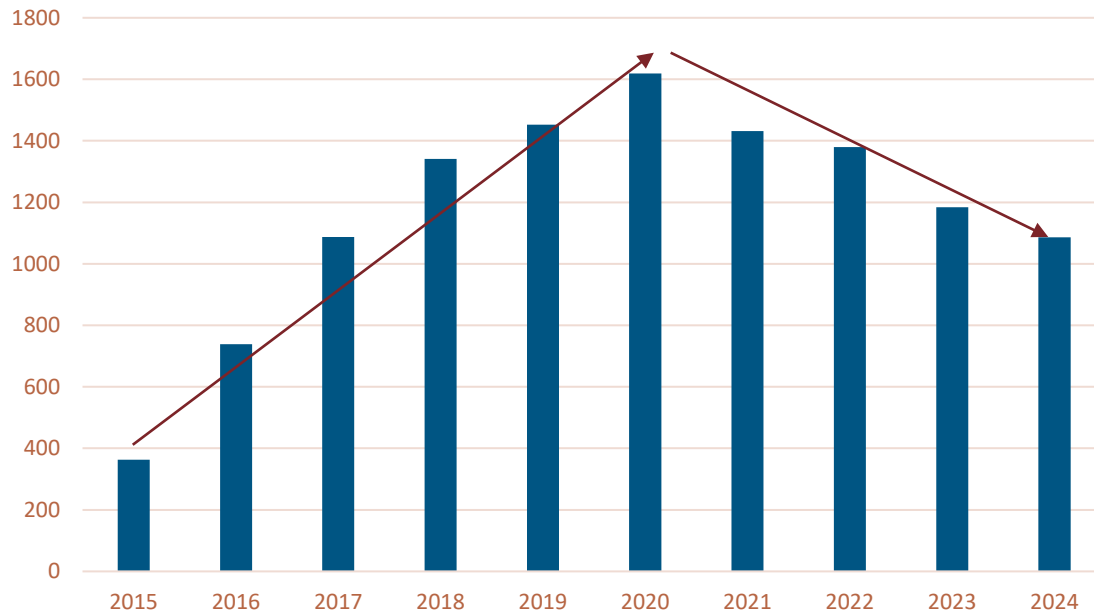
SIGNIFICANTLY REDUCE FAMILY AND YOUTH HOMELESSNESS

Redesigned the Homeless Rehousing System



TRANSFORMATION LEADS TO THIRD CONSECUTIVE YEAR OF REDUCTIONS

Trends in Unsheltered Homelessness
Dallas and Collin Counties
Point-in-Time Count Results, 2021-2024

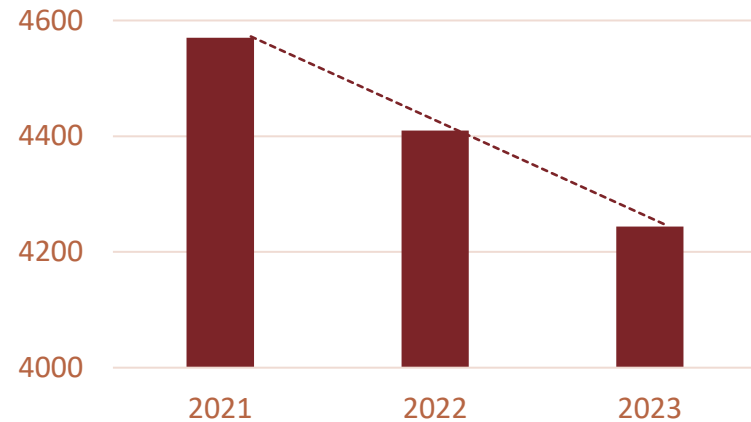


Since 2021 transformation and REAL Time Rehousing launch:

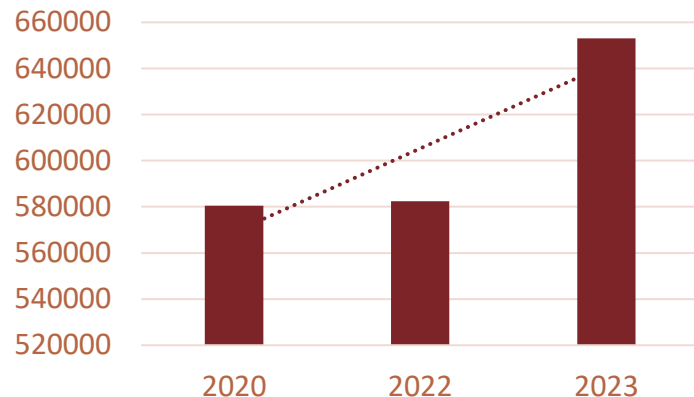
- 19 % Reduction **Overall**
- 24 % decrease in unsheltered homelessness
- 10,137 Individuals Housed
- Lowest count in nearly a decade

STRATEGIC INVESTMENTS SET US APART FROM OTHER COMMUNITIES

Dallas & Collin Counties, Point in Time Totals



National, Point in Time Totals



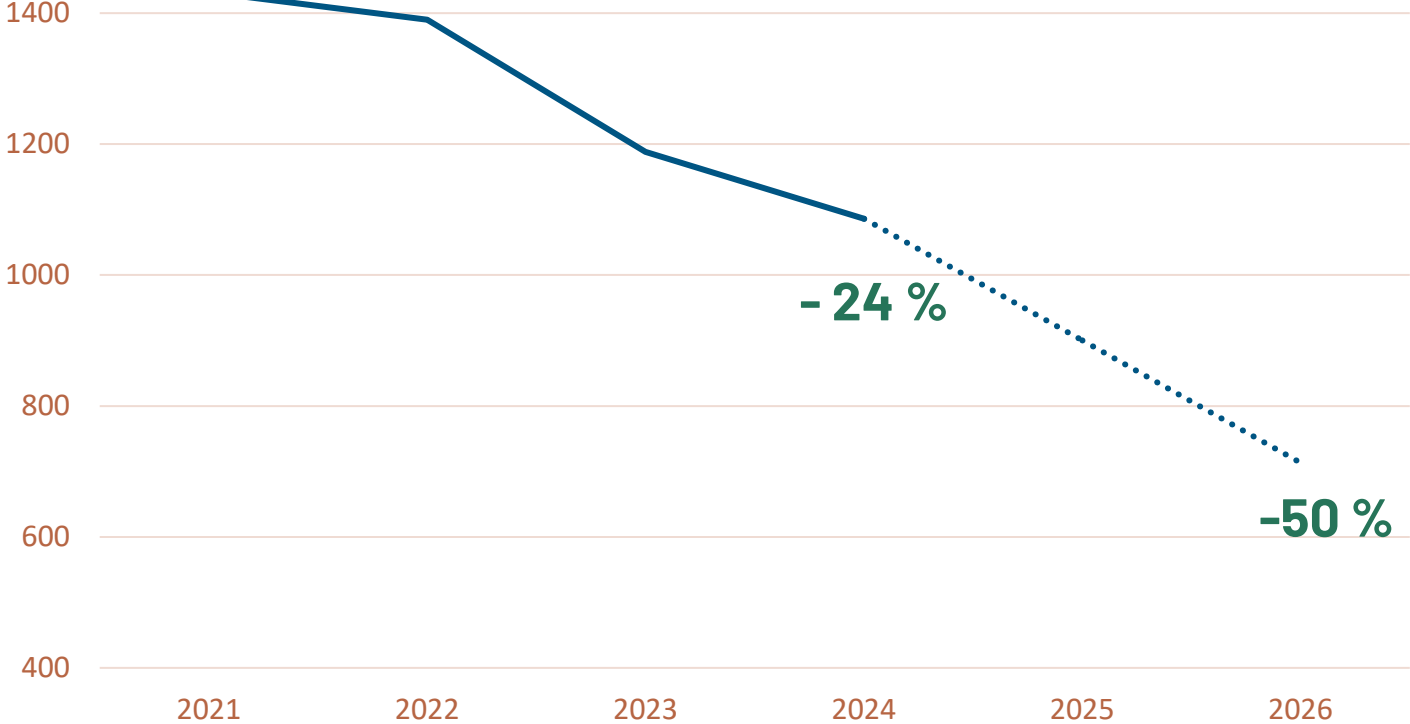
- ✓ **Among the 27 % of communities nationally that reduced homelessness last year**, while national rates soared to record highs
- ✓ 1 of 6 Communities in White House Unsheltered Initiative (All Inside)
- ✓ Top Performing Community, with over 44% increase in annual HUD Homeless Assistance Funding, 2021-2023
- ✓ One of only 20 % of communities to achieve



* National data not available for 2021

NEXT MILESTONE: 50% REDUCTION IN UNSHELTERED HOMELESSNESS, TARGETING PUBLIC SPACES DOWNTOWN

Dallas and Collin Counties Unsheltered Population, Point in Time 2021-2026



What will it take?

- 1. \$30M Public/Private Investment in Rehousing/Services
- 2. Enhanced Street-to-Home Encampment Response



FRAMEWORK FOR EFFECTIVELY ENDING VETERAN HOMELESSNESS

KEY BENCHMARKS



Benchmarks launched in 2015 by United States Interagency Council on Homelessness, to support local action toward this goal

STRATEGIES

- ✓ Cross-system coordination and collaboration to identify all Veterans becoming homelessness
- ✓ Streamline access to housing and supportive services
- ✓ Aligned public-private investment to scale rehousing
- ✓ Prioritize Veterans for all system resources
- ✓ Commitment to continuous performance improvement
- ✓ Identify and address racial disparities in housing outcomes

FRAMEWORK FOR EFFECTIVELY ENDING VETERAN HOMELESSNESS

By the Numbers

- ✓ **10** month data submission and validation process
- ✓ Among less than **20%** of communities that have received the declaration
- ✓ A total of **2,265** Veterans experiencing homelessness have been housed in Dallas and Collin counties since 2019.



KEY PARTNERS AND STAKEHOLDERS



United States Interagency Council on Homelessness



VA



U.S. Department of Veterans Affairs

Veterans Health Administration
VA North Texas Health Care System

