

RECEIVED

2021 JAN -8 AM 9:29

CITYSECRETARY
DALLAS.TEXAS

City of Dallas

1500 Marilla Street, Room 6ES
Dallas, Texas 75201

Public Notice

210012

POSTED CITY SECRETARY
DALLAS, TX



Public Safety Committee

January 11, 2021

1:00 PM

This Public Safety Committee meeting will be held by videoconference. The meeting will be broadcast live on Spectrum Cable Channel 95 and online at bit.ly/cityofdallastv.

The public may also listen to the meeting as an attendee at the following videoconference link: <https://dallascityhall.webex.com/dallascityhall/onstage/g.php?MTID=e5fefbca3f1cd1f8892e61937d9328d15>

2021 CITY COUNCIL APPOINTMENTS

COUNCIL COMMITTEE	
ECONOMIC DEVELOPMENT Atkins (C), Blewett (VC), Gates, McGough, Narvaez, Resendez, West	ENVIRONMENT AND SUSTAINABILITY Narvaez (C), West (VC), Atkins, Blackmon, Gates
GOVERNMENT PERFORMANCE AND FINANCIAL MANAGEMENT Mendelsohn (C), Gates (VC), Bazaldua, McGough, Thomas	HOUSING AND HOMELESSNESS SOLUTIONS West (C), Thomas (VC), Arnold, Blackmon, Kleinman, Mendelsohn, Resendez
PUBLIC SAFETY Gates (C), Kleinman (VC), Arnold, Bazaldua, Blewett, McGough, Medrano, Mendelsohn, Thomas	QUALITY OF LIFE, ARTS, AND CULTURE Medrano (C), Atkins (VC), Arnold, Blewett, Narvaez
TRANSPORTATION AND INFRASTRUCTURE McGough (C), Medrano (VC), Atkins, Bazaldua, Kleinman, Mendelsohn, West	WORKFORCE, EDUCATION, AND EQUITY Thomas (C), Resendez (VC), Blackmon, Kleinman, Medrano
AD HOC JUDICIAL NOMINATING COMMITTEE McGough (C), Blewett, Mendelsohn, Narvaez, West	AD HOC LEGISLATIVE AFFAIRS Johnson (C), Mendelsohn (VC), Atkins, Gates, McGough
AD HOC COMMITTEE ON COVID-19 RECOVERY AND ASSISTANCE Thomas (C), Atkins, Blewett, Gates, Mendelsohn, Narvaez, Resendez	

(C) – Chair, (VC) – Vice Chair

Note: A quorum of the Dallas City Council may attend this Council Committee meeting.

CALL TO ORDER**MINUTES**

- A. [20-2584](#) Approval of the December 14, 2020 Minutes

Attachments: [Minutes](#)

BRIEFING ITEMS

- B. [20-2585](#) Call Diversion Through Use of Online and Phone Reporting Options
[Robert Uribe, Communications and Technology Administrator, Dallas Police Department; Israel Herrera, Major, Dallas Police Department]

Attachments: [Presentation](#)

- C. [20-2588](#) Resolution Regarding Testing Cannabis Update
[Reuben Ramirez, Deputy Chief, Dallas Police Department]

Attachments: [Presentation](#)

- D. [20-2586](#) Violent Crime Reduction Plan Update
[Teena Schultz, Deputy Assistant Chief, Dallas Police Department]

Attachments: [Presentation](#)

- E. [20-2587](#) Public Safety Dashboards
[Jon Fortune, Assistant City Manager, City Manager's Office]

Attachments: [Presentation](#)

BRIEFING BY MEMORANDUM

- F. [20-2589](#) Upcoming Dallas Police Department Agenda Items
[Jon Fortune, Assistant City Manager, City Manager's Office]

Attachments: [Memorandum](#)

ADJOURNMENT

EXECUTIVE SESSION NOTICE

A closed executive session may be held if the discussion of any of the above agenda items concerns one of the following:

1. seeking the advice of its attorney about pending or contemplated litigation, settlement offers, or any matter in which the duty of the attorney to the City Council under the Texas Disciplinary Rules of Professional Conduct of the State Bar of Texas clearly conflicts with the Texas Open Meetings Act. [Tex. Govt. Code §551.071]
2. deliberating the purchase, exchange, lease, or value of real property if deliberation in an open meeting would have a detrimental effect on the position of the city in negotiations with a third person. [Tex. Govt. Code §551.072]
3. deliberating a negotiated contract for a prospective gift or donation to the city if deliberation in an open meeting would have a detrimental effect on the position of the city in negotiations with a third person. [Tex. Govt. Code §551.073]
4. deliberating the appointment, employment, evaluation, reassignment, duties, discipline, or dismissal of a public officer or employee; or to hear a complaint or charge against an officer or employee unless the officer or employee who is the subject of the deliberation or hearing requests a public hearing. [Tex. Govt. Code §551.074]
5. deliberating the deployment, or specific occasions for implementation, of security personnel or devices. [Tex. Govt. Code §551.076]
6. discussing or deliberating commercial or financial information that the city has received from a business prospect that the city seeks to have locate, stay or expand in or near the city and with which the city is conducting economic development negotiations; or deliberating the offer of a financial or other incentive to a business prospect. [Tex Govt. Code §551.087]
7. deliberating security assessments or deployments relating to information resources technology, network security information, or the deployment or specific occasions for implementations of security personnel, critical infrastructure, or security devices. [Tex Govt. Code §551.089]

Public Safety Committee Meeting Record

The Public Committee meetings are recorded. Agenda materials are available online at www.dallascityhall.com.
Recordings may be reviewed/copied by contacting the Public Safety Committee Coordinator at 214-671-5265.

Meeting Date: Monday, December 14, 2020

Convened: 1:02 P.M.

Adjourned: 4:32 P.M.

Committee Members Present:

Jennifer Gates, Chair
Lee M. Kleinman, Vice Chair
Carolyn King Arnold
Adam Bazaldua
David Blewett
DMPT B. Adam McGough
MPT Adam Medrano
Cara Mendelsohn
Casey Thomas, II

Committee Members Absent:

N/A

Other Council Members Present:

Chad West
Omar Narvaez

AGENDA:

CALL TO ORDER (1:02 P.M.)

BRIEFINGS

A. Approval of the November 9, 2020 Minutes

Presenter(s): Jennifer Gates, Chair

Information Only: ☐

Action Taken/Committee Recommendation(s):

A motion was made to approve the November 9, 2020 meeting minutes.

Motion made by: Adam Bazaldua

Item passed unanimously: ☒

Item failed unanimously: ☐

Motion Seconded by: MPT Adam Medrano

Item passed on a divided vote: ☐

Item failed on a divided vote: ☐

B. Bond Setting Process

Presenter(s): John Creuzot, District Attorney, Dallas County

Information Only: ☒

Action Taken/Committee Recommendation(s):

John Creuzot, District Attorney provided an overview of the Bail and Bonds setting process. The presentation explained the foundations of bail law and separate bail reform from the ability of any person to have financial resources to post bond. However, the presentation did not review or defend the setting of any particular bond, rather, it offered an overview of bail setting process in Dallas County. All questions and concerns from the Committee were answered.

C. 2020 Violent Crime Reduction Plan Update

Presenter(s): Teena Schultz, Deputy Assistant Chief, Dallas Police Department

Information Only: ☒

Action Taken/Committee Recommendation(s):

Teena Schultz, Deputy Assistant Chief provided a presentation overview of the Dallas Police Department's 2020 Violent Crime Reduction Plan Update. All questions and concerns from the Committee were answered.

D. Dallas Fire-Rescue's EMS Quality Management Program

Presenter(s): Armando Garza, Lieutenant, Dallas Fire-Rescue Department; S. Marshal Isaacs, Medical Director, UT Southwestern Medical Center

Information Only: ☒

Action Taken/Committee Recommendation(s):

Armando Garza, Lieutenant, Dallas Fire-Rescue Department and S. Marshal Isaacs, Medical Director, UT Southwestern Medical Center provided a high-level presentation overview of the Dallas Fire-Rescue's EMS Quality Management Program. The committee had no questions.

E. Dallas Police Chief Search Update

Presenter(s): Jon Fortune, Assistant City Manager, City Manager's Office; Gary Peterson, Public Sector Search & Consulting

Information Only: ☒

Action Taken/Committee Recommendation(s):

Jon Fortune, Assistant City Manager, City Manager's Office and Gary Peterson, Public Sector Search & Consulting provided a presentation overview of the Dallas Police Chief search process. All questions or concerns from committee were answered.

F. Public Safety Dashboards

Presenter(s): Jon Fortune, Assistant City Manager, City Manager's Office

Information Only: ☒

Action Taken/Committee Recommendation(s):

Staff provided the Committee with the Public Safety Dashboards for November 2020 in order to provide a comprehensive snapshot of performance measures, critical areas of concerns, and staffing levels. The goal is to continue to provide a data driven plan. All questions and concerns were answered.

BRIEFING BY MEMORANDUM

G. Non-Adjudicated Municipal Court Cases Update

Presenter(s): Gloria Carter, Director, Court & Detention Services; Preston Robinson, Administrative Judge, Judiciary

Information Only: ☒

Action Taken/Committee Recommendation(s):

The briefing memorandum referenced a follow up on the Non-Adjudicated Municipal Court Cases Update. The Committee had no questions.

ADJOURN (4:32 P.M.)

APPROVED BY:

Jennifer Gates, Chair
Public Safety Committee

ATTEST:

Karen Gonzalez, Coordinator
Public Safety Committee

DRAFT



City of Dallas

Call Diversion through use of Online and Phone Reporting Options

**Public Safety Committee
January 11, 2021**

Robert Uribe, Communications and
Technology Administrator
Police Department
City of Dallas

Israel Herrera, Major
Police Department
City of Dallas

Presentation Overview



- Online/Phone Reporting Background
- Cities Using DORs/Call Diversion
- Current DPD DORS Eligible Reports
- Efficiencies Gained Through Call Diversion
- Staff Recommendations
- Questions



Online/Phone Reports Background



- DPD Expeditors have been taking reports over the phone since the late 80's.
- One of the top 10 recommendations from the 2019 KPMG study was to conduct an operational review of dispatch, to include staffing, scheduling, call grading, and processes.
- June 2019 Dallas Online Reporting System (DORS) added to reporting options.
- March 2020, COVID-19 Departmental protocols recommend DORs/Expeditor referral for eligible calls to prevent the spread of the COVID-19 virus.



Online/Phone Reports Background - Continued



- June 2020 Interference with Child Custody Added at request of Youth Division.
- September 2020 KPMG study recommends that DPD focus on online and phone reporting for efficiency gains in patrol response.
- FY20/21 Budget commitment to respond more efficiently to high-priority calls and free up resources for other efforts through continued implementation of staffing studies recommendations.
- Public Safety/Council briefed on call diversion as part of crime reduction strategy updates in 2020.
- January 1, 2021 unauthorized/incorrect internal memo released to Communications staff.



Cities Using Online Reporting Diversion



- Los Angeles, California
- Phoenix, Arizona
- Seattle, Washington
- Austin, Texas
- Cleveland, Ohio
- Fort Worth, Texas



Current DPD DORS Eligible Reports



1. Accident (Minor no injury)
2. Burglary of Coin Machine
3. Burglary of Motor Vehicle
4. Credit/Debit Card Abuse
5. Criminal Mischief
6. Graffiti
7. Harassing Phone Calls
8. Identity Theft
9. Interference with Child Custody
10. Lost Property
11. Reckless Damage
12. Theft
13. Theft of Service
14. Theft Shoplifting



Efficiencies Gained Through Call Diversion



- Provide citizens an enhanced level of service via efficient options to complete reports through Expeditors or DORs for eligible call types.
- Increase Patrol Officer availability for higher priority calls.
- Increase the percentage of Expeditor/DORs call from 7% to 11% of all calls for service.



Efficiencies Gained Through Call Diversion- Continued



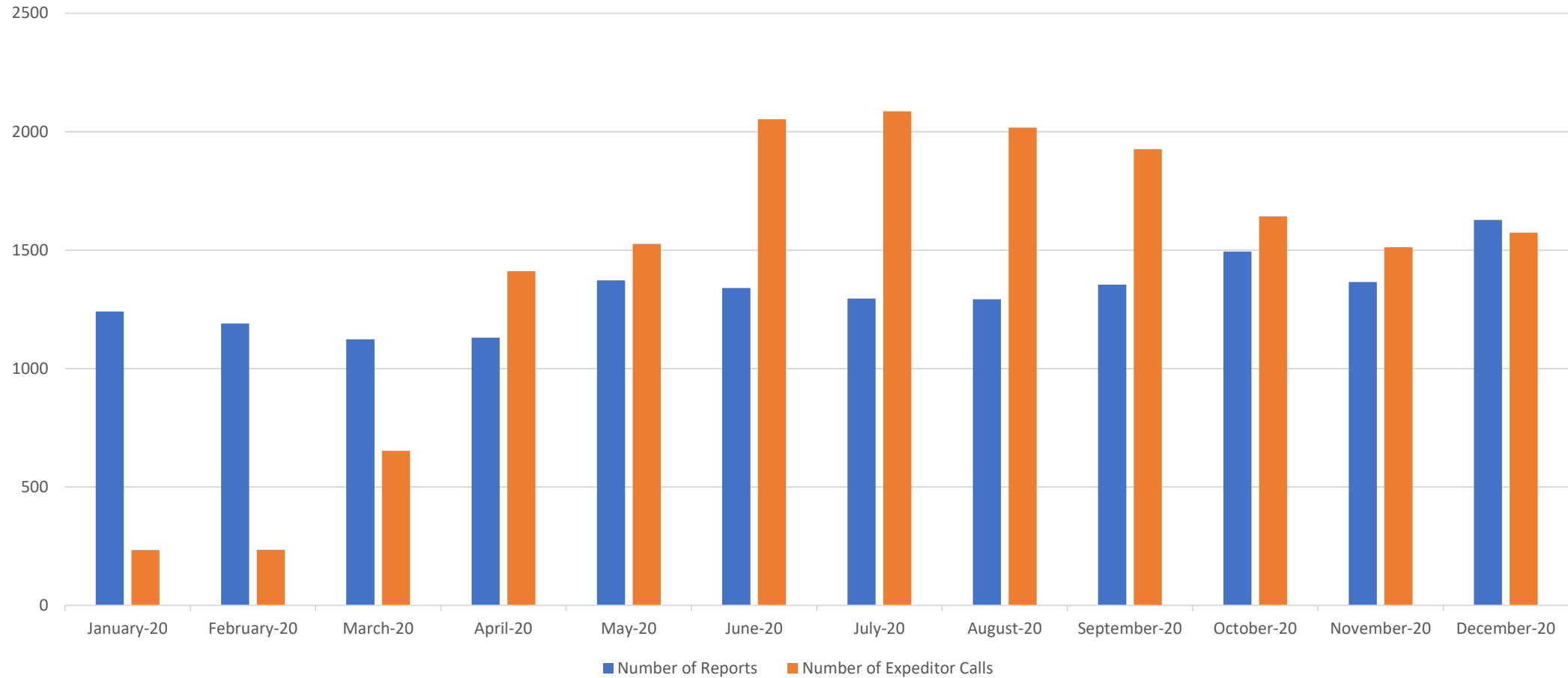
- Citizens complete DORS eligible reports within 20 minutes on average vs waiting longer for an officer to respond.
- Online reporting may increase the likelihood that crimes will be reported.
- Increase patrol availability for higher priority calls and for proactive community policing.
- At the current 7% usage of DORS and phone reports, it is estimated the patrol hours saved equates to 55 patrol officer FTE's.
- The goal for 2021 is to increase citizen usage of available call diversion options (DORS/Expeditor) to 11%. By accomplishing this goal, it is estimated that it could lead to an efficiency gain from 55 to 80 patrol FTE's.



DORS/Expeditor Reports – 2020



2020 DORS/Expeditor Calls



Staff Recommendations



- To expand the promotion of the existing options to report crimes through DORS and Expeditors, staff recommends the following:
 - Launch a 60-day public notification, engagement and education campaign.
 - NPO will assist with briefing HOA's, multi-family communities, PID's, business and various community groups.
 - Online tutoring sessions under development to be held bi-weekly. (Spanish and English)
 - Senior Affairs Commission will assist with outreach and messaging.
 - DPD Public Information Office will develop video campaign.
 - The DORS site will be updated for improved user experience.
 - Patrol officers and Communications will receive updated training.



Staff Recommendations - Continued



- Call takers will promote the use of DORS and Expediters to callers for those nonviolent offense reports that are eligible.

Exceptions that will require officers to be dispatched:

- Any time, a call taker hears an ongoing disturbance or distress.
- No internet access availability
- Visually or hearing impaired or intellectual disability
- DORS is down and report cannot be made through expeditor unit
- Expediter unit is closed, and report cannot be made through DOR
- If a citizen prefers to wait for an officer to respond, one will be dispatched.



Staff Recommendations - Continued



- Monitor the effectiveness of call diversion to assure patrol response time and efficiency goals are being met.
- The Department will continue to evaluate the effectiveness of sending officers to DORS and Expeditor eligible calls as referenced in the FY20/21 Budget Executive Summary.
- Should a change in process be recommended for additional diversion opportunities, the Public Safety Committee will be notified.





City of Dallas

Call Diversion through use of Online and Phone Reporting Options

**Public Safety Committee
January 11, 2021**

Robert Uribe, Communications and
Technology Administrator
Police Department
City of Dallas

Israel Herrera, Major
Police Department
City of Dallas



City of Dallas

Resolution Regarding Testing Cannabis Update

**Public Safety Committee
January 11, 2021**



Reuben Ramirez, Deputy Chief
Police Department
City of Dallas

Presentation Overview



- Background
- Resolution Overview
- Current Marijuana Laws
- Questions & Discussion



Background



- There have been recent public discussions regarding a proposed resolution to prohibit the testing of low levels of marijuana (hemp/cannabis).
- The Dallas County District Attorney's Office currently does not accept charges for misdemeanor marijuana possession without a lab test.
- This subject was briefed to public Safety on October 12, 2020 and requested to be brought back for further discussion.



Resolution Overview



- City funds and personnel shall not be used for developing THC testing protocols or pursuing validation for testing of cannabis related substances involving possession of less than 2 ounces.
- Testing would be allowed in the following situations:
 - Amounts greater than 2oz
 - Possession of any amount with intent to distribute
 - Felony-level trafficking cases



Resolution Overview



- Directs City Manager to take steps to eliminate the use of arrests or enforcement action for possession of less than 2 oz. of cannabis related substance, provided that there is no evidence of intent to distribute.
- Directs City Manager to take appropriated steps to ensure officers are trained, and public is informed of the changes as a result of this resolution.



Current Marijuana Laws



- Any usable amount of Marijuana is illegal
- Possession of Under 4 oz is eligible for a Cite & Release Citation
- Between 2 oz and 4 oz is a Class A Misdemeanor
- As of June 10, 2019, Hemp is legal to possess in Texas (House Bill 1325)
 - Hemp is Cannabis with a THC concentration of less than 0.3%



Questions & Discussion



Questions & Discussion





City of Dallas

Resolution Regarding Testing Cannabis Update

**Public Safety Committee
January 11, 2021**



Reuben Ramirez, Deputy Chief
Police Department
City of Dallas

COUNCIL CHAMBER

[DATE]

WHEREAS, during the 86th Legislative Session the Texas Legislature passed House Bill 1325, legalizing and regulating hemp, and defining it as any part of the Cannabis sativa L. (cannabis) plant with a delta-9 tetrahydrocannabinol (THC) concentration of not more than 0.3 percent; and

WHEREAS, House Bill 1325 makes it virtually impossible to distinguish, beyond a reasonable doubt, between plant forms of marijuana and hemp without a lab test to measure THC concentration; and

WHEREAS, the limited testing resources available from the State of Texas have made prosecuting cannabis-related substance possession so time-consuming and expensive that Dallas County prosecutors, along with many other prosecutors around the State of Texas, are declining to prosecute all new misdemeanor possession of marijuana charges brought after House Bill 1325 took effect on June 10, 2019, unless there is a lab test confirming that the substance is marijuana rather than hemp; and

WHEREAS, due to the passage of House Bill 1325, the city may have to acquire new testing equipment, in addition to equipment already owned, for prosecutors to prosecute people who are arrested or cited by City of Dallas police officers for marijuana offenses; and

WHEREAS, specific accreditation for THC concentration testing is necessary for the now required lab test results to be admissible as evidence in a court of law, requiring substantial new expenditure of funds and staff time from limited city resources for city personnel to obtain this accreditation; and

WHEREAS, the necessity to invest in new testing equipment, protocols, and accreditations in order to continue to prosecute marijuana offenses represents an unplanned and unfunded mandate from the State of Texas on local governments; and

WHEREAS, the odor of marijuana is largely indistinguishable from hemp, even to trained drug-sniffing dogs; and

WHEREAS, Dallas County prosecutors require the Dallas Police Department to submit lab reports in order to accept marijuana related cases; and

WHEREAS, communities of color are disproportionately impacted by the enforcement of marijuana possession laws in Dallas and across the country; and

WHEREAS, continued arrests and citations by the Dallas Police Department for marijuana offenses of less than two ounces that local prosecutors are, by policy, declining

to prosecute without a lab report result in a drain of both city and county resources, and may cause a significant burden upon the resident who is being arrested or cited, while also creating confusion and mistrust among the larger community; and

WHEREAS, certain marijuana cases, such as felony-level marijuana trafficking cases may be pursued for prosecution by testing evidence for THC concentration level in these cases, without expending resources on marijuana possession cases of less than two ounces, and such cases may still be pursued without City of Dallas lab tests, perhaps through the use of non-city laboratory services; and

WHEREAS, police officers maintain the discretion to confiscate substances believed to be marijuana, regardless of whether a citation is issued or an arrest is made; and

WHEREAS, enforcement of marijuana possession cases of less than two ounces is not a public safety priority of the residents of Dallas or the Dallas City Council, especially compared to other public safety imperatives;

Now, Therefore,

BE IT RESOLVED BY THE CITY COUNCIL OF THE CITY OF DALLAS:

SECTION 1. That it is the policy of the city that city funds and personnel shall not be used for:

- (a) Developing THC concentration testing protocols or pursuing validation for the purpose of testing any cannabis-related substance in the investigation of cannabis-related offenses involving the possession of two ounces or less of a cannabis-related substance to determine whether the substance meets the legal definition of marijuana under state law.
- (b) Accessing, by any means, THC concentration testing of cannabis-related substances in the investigation of cannabis-related offenses involving the possession of two ounces or less of a cannabis-related substance to determine whether the substance meets the legal definition of marijuana under state law.

SECTION 2. That it is the policy of the city that city funds and personnel may be used for:

- (a) Developing THC concentration testing protocols or pursuing validation for the purpose of testing any cannabis-related substance in the investigation of cannabis-related offenses involving the possession of more than two ounces of a cannabis-related substance, the possession of any amount of a cannabis-related substance with the intent to distribute, or felony-level marijuana trafficking cases to determine whether the substance meets the legal definition of marijuana under state law.

- (b) Accessing, by any means, THC concentration testing of cannabis-related substances in the investigation of cannabis-related offenses involving the possession of more than two ounces of a cannabis-related substance, the possession of any amount of a cannabis-related substance with the intent to distribute, or felony-level marijuana trafficking cases to determine whether the substance meets the legal definition of marijuana under state law.

SECTION 3. That the city council directs the city manager to take the steps necessary and appropriate to eliminate, to the furthest extent allowable under state law and as long as there is no immediate threat to a person's safety, the use of arrest or other enforcement action for cannabis-related possession offenses involving the possession of two ounces or less of a cannabis-related substance as long as there is no evidence demonstrating an intent to distribute. Otherwise, the city manager shall take the steps necessary and appropriate to enforce all cannabis-related offenses other than the possession of two ounces or less of marijuana when there is no intent to distribute to effectuate such arrest and other enforcement action is governed by state law.

SECTION 4. That the city council directs the city manager to take steps necessary and appropriate to ensure city police officers are well-trained in, and that the public is informed of, the changes made as a result of this resolution.

SECTION 5. That the city manager is directed to ensure that testing at state or private labs does not inhibit the ability to prosecute cannabis-related offenses involving the possession of more than two ounces of a cannabis-related substance, the possession of any amount of a cannabis-related substance with the intent to distribute, or for felony-level marijuana trafficking cases, in a timely manner, and to report to council on the progress of that activity.

SECTION 6. That for purposes of this resolution, intent to distribute a cannabis-related substance can be inferred from circumstantial evidence such as a suspect possessing a cannabis-related substance in multiple small containers, a suspect possessing drug paraphernalia to aid in the distribution of a cannabis-related substance, etc.

SECTION 7. That this resolution shall take effect immediately from and after its passage in accordance with the Charter of the City of Dallas, and it is accordingly so resolved.



City of Dallas

**Violent Crime Reduction Plan Update
Public Safety Committee
January 11, 2021**



Teena Schultz, Acting Assistant Chief
Dallas Police Department
City of Dallas

Presentation Overview



- Goals and Objectives
- Month of December
- Where We Are
- Project Safe Neighborhood
- Operations/Initiatives
- Performance Metrics Updates



Goals and Objectives



Crime Reduction Goals

- 10% Reduction in murders and aggravated assaults in the Southeast, Southwest, and South-Central Divisions
- 10% Reduction in individual and business robberies in the Northeast and Southwest Divisions
- 5% Overall reduction in the violent crime category across all divisions

Objectives

- Implement a data-driven, comprehensive approach to address people, places, and behaviors impacting violent crime
- Increase clearance rates and solvability of violent crime
- Improve coordination and communications within the department and with external partners
- Optimize departmental resources using technology and improved key operational and organizational changes



The Month of December



- Aggravated Assaults and Homicides continue to be the department's primary area of concern.
- Homicides –25
 - 13 Argument / Conflict
 - 2 Family Violence
 - 5 Robberies
 - 5 Unknown
- Aggravated Assaults (NFV) - 399
 - Argument / Conflict is the major cause for majority of these offenses.
 - Locations
 - Convenience Stores, Multi Family Locations
 - YTD Comparison Incidents VS Victims
 - 2019 - 3326 Incidents VS 4675 Victims
 - 2020 – 4051 Incidents VS 5949 Victims



The Month of December



YTD Homicide Comparison (Victim Relationship)

MOTIVE	2019		2020	
	NUM	PCT	NUM	PCT
ARGUMENT/CONFLICT	88	43.6%	115	45.8%
ARSON	0	0.0%	0	0.0%
BURGLARY	0	0.0%	1	0.4%
CRIMINAL NEGLIGENCE	0	0.0%	1	0.4%
FAMILY VIOLENCE	38	18.8%	34	13.5%
HOME INVASION	0	0.0%	4	1.6%
OFFICER INVOLVED	1	0.5%	0	0.0%
ROBBERY	42	20.8%	44	17.5%
SEXUAL	0	0.0%	0	0.0%
OTHER	0	0.0%	0	0.0%
UNKNOWN	33	16.3%	52	20.7%
TOTAL	202		251	

GANGS / DRUGS	2019		2020	
	NUM	PCT	NUM	PCT
GANG INVOLVED	33	16.3%	42	16.7%
GANG MOTIVATED	12	5.9%	5	2.0%
DRUG INVOLVED	38	18.8%	36	14.3%
TOTAL	83		83	

ARGUMENT CONFLICT RELATIONSHIP	2019		2020	
	NUM	PCT	NUM	PCT
Acquaintance	41	47.1%	66	57.4%
Boyfriend	1	1.1%	1	0.9%
Stranger	26	29.9%	31	27.0%
Unknown	20	23.0%	17	14.8%
TOTAL	88		115	



The Month of December



YTD Homicide Comparison (Suspect Relationship)

SUSPECT RELATIONSHIP	2019		2020	
	NUM	PCT	NUM	PCT
Acquaintance	62	25.1%	113	37.2%
Boyfriend	4	1.6%	11	3.6%
Child	3	1.2%	1	0.3%
Common Law	3	1.2%	4	1.3%
Girlfriend	3	1.2%	0	0.0%
Grandchild	0	0.0%	1	0.3%
Grandparent	0	0.0%	0	0.0%
In-Law	0	0.0%	0	0.0%
Other Family	9	3.6%	2	0.7%
Parent	3	1.2%	1	0.3%
Roommate	5	2.0%	4	1.3%
Sibling	0	0.0%	4	1.3%
Spouse	6	2.4%	3	1.0%
Stranger	79	32.0%	74	24.3%
Unknown	70	28.3%	86	28.3%
TOTAL	247		304	



Where We Are

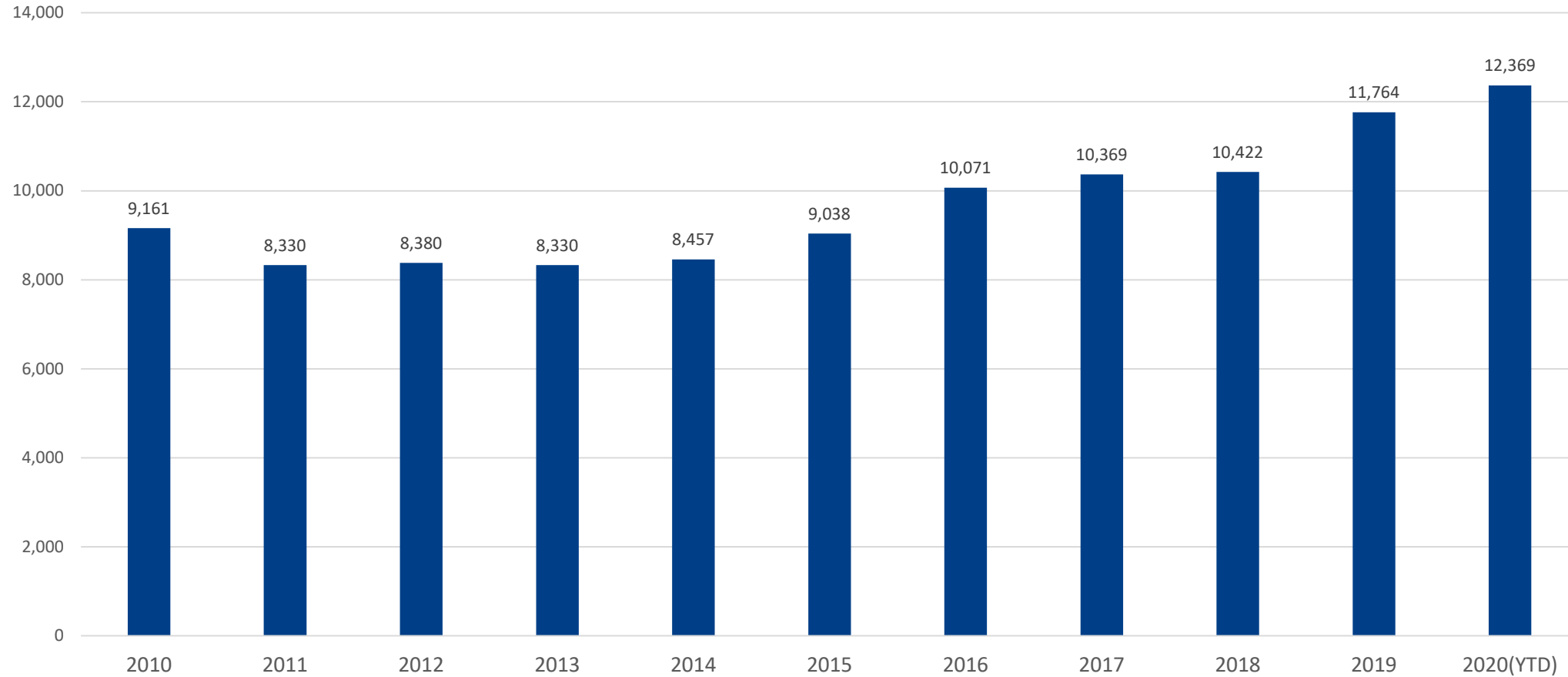


NIBRS COMPSTAT DAILY CRIME BRIEFING Thursday, December 31, 2020

NIBRS Compstat Crime	YTD TY	YTD LY	Cnt Diff	% Chg
AGG ASSAULT - FV	2037	1793	244	13.61%
AGG ASSAULT - NFV	5949	4675	1274	27.25%
Sub-Total ASSAULT OFFENSES	7986	6468	1518	23.47%
MURDER & NONNEGLIGENT MANSLAUGHTER	251	202	49	24.25%
Sub-Total HOMICIDE OFFENSES	251	202	49	24.25%
ROBBERY-BUSINESS	683	989	-306	-30.94%
ROBBERY-INDIVIDUAL	2774	3679	-905	-24.60%
Sub-Total ROBBERY	3457	4668	-1211	-25.94%
SEX OFFENSES	675	873	-198	-22.68%
Sub-Total : Violent	12369	12211	158	1.29%
NIBRS Compstat Crime	YTD TY	YTD LY	Cnt Diff	% Chg
BURGLARY-BUSINESS	4329	4461	-132	-2.96%
BURGLARY-RESIDENCE	3688	4471	-783	-17.51%
Sub-Total BURGLARY ENTERING	8017	8932	-915	-10.24%
BMV	16046	15712	334	2.13%
OTHER THEFT	8908	9599	-691	-7.20%
SHOPLIFTING	2307	2319	-12	-0.52%
Sub-Total LARCENY/ THEFT OFFENSES	27261	27630	-369	-1.34%
UUMV	10665	11047	-382	-3.46%
Sub-Total MOTOR VEHICLE THEFT	10665	11047	-382	-3.46%
Sub-Total : Non-Violent	45943	47609	-1666	-3.50%
GRAND TOTAL	58312	59820	-1508	-2.52%



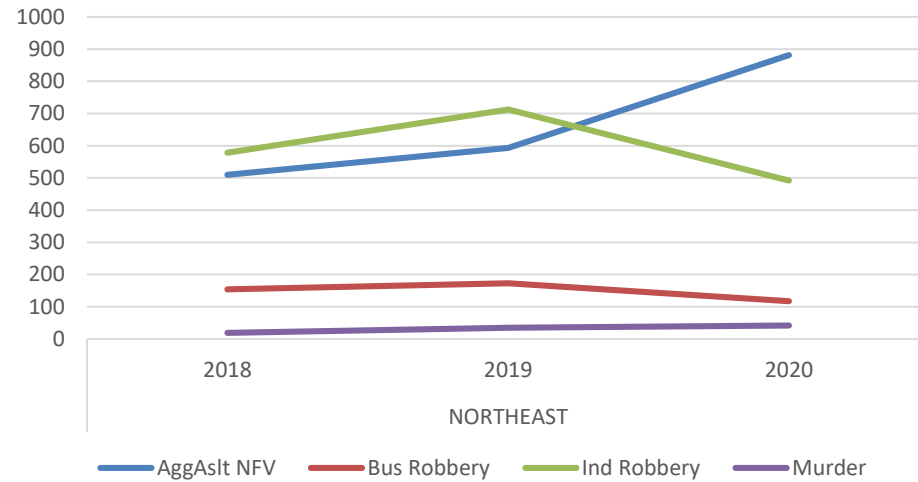
Violent Crime History



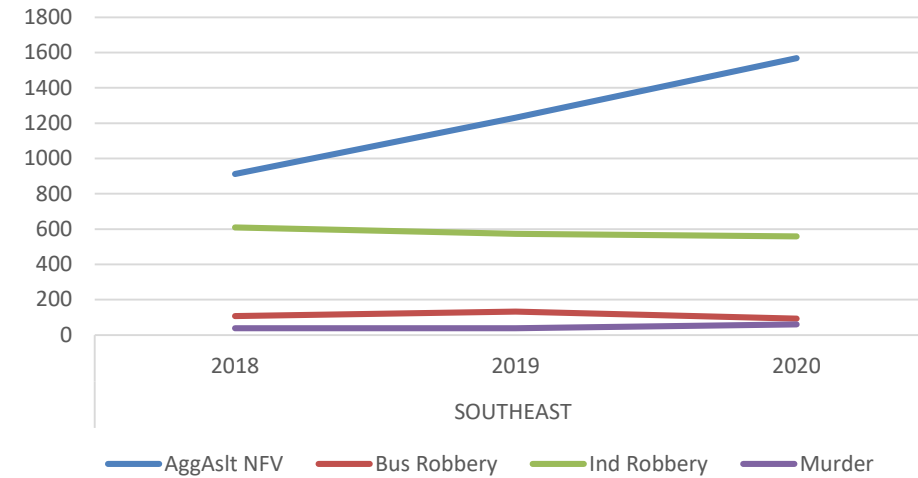
Violent Crime Targeted Divisions YTD



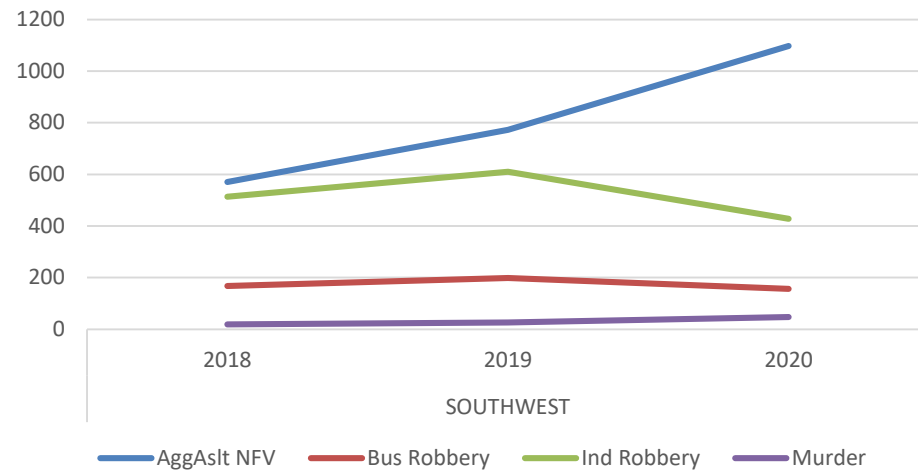
NORTHEAST DIVISION



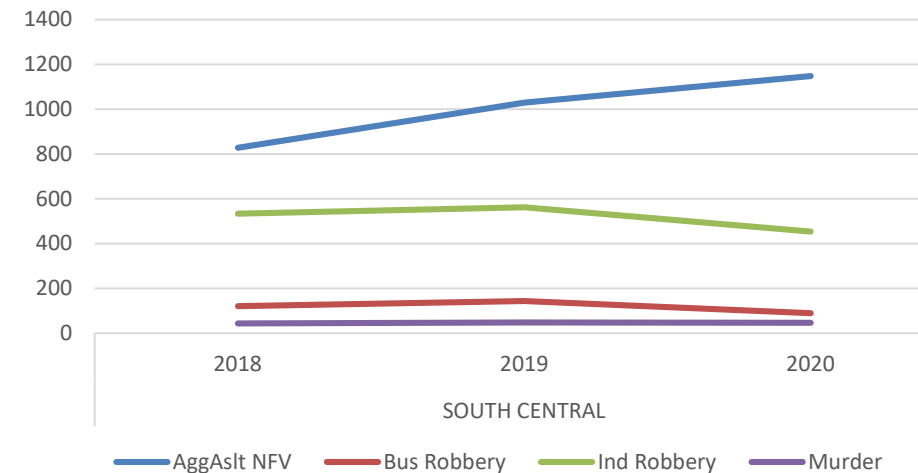
SOUTHEAST DIVISION



SOUTHWEST DIVISION



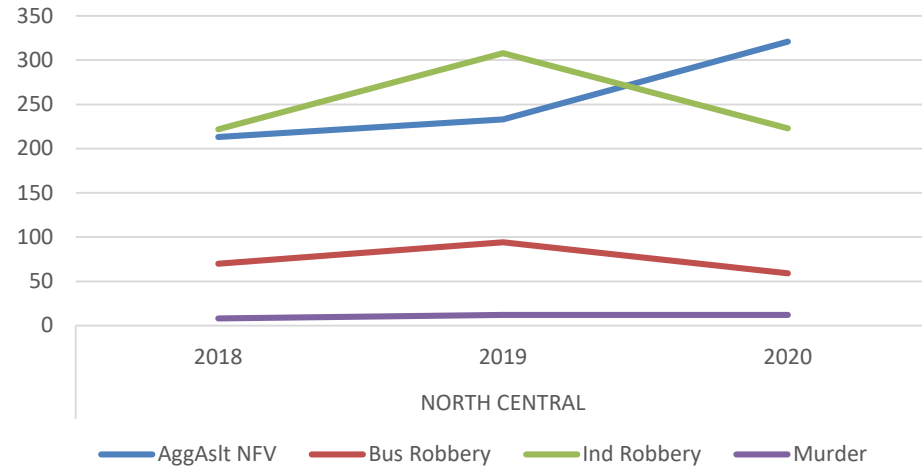
SOUTH CENTRAL DIVISION



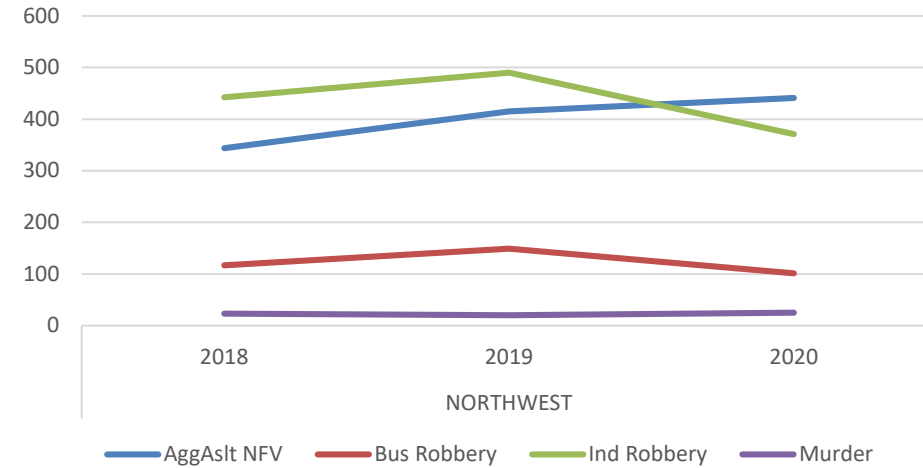
Violent Crime Other Divisions YTD



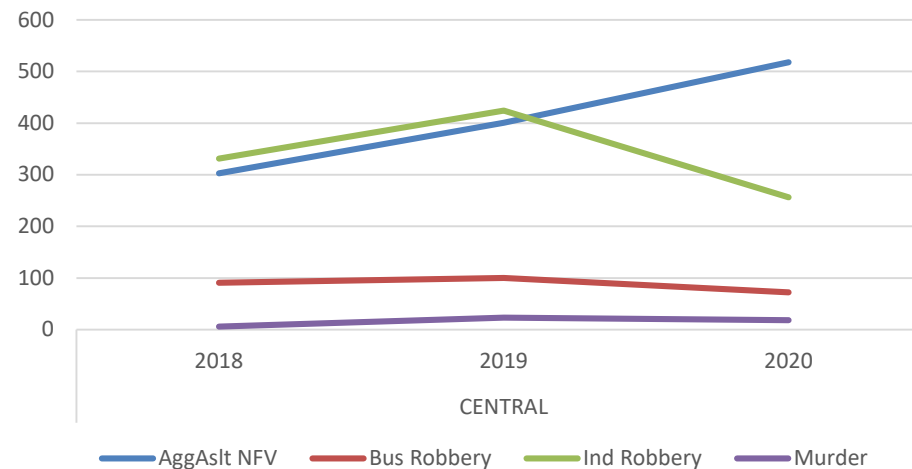
NORTH CENTRAL DIVISION



NORTHWEST DIVISION



CENTRAL DIVISION

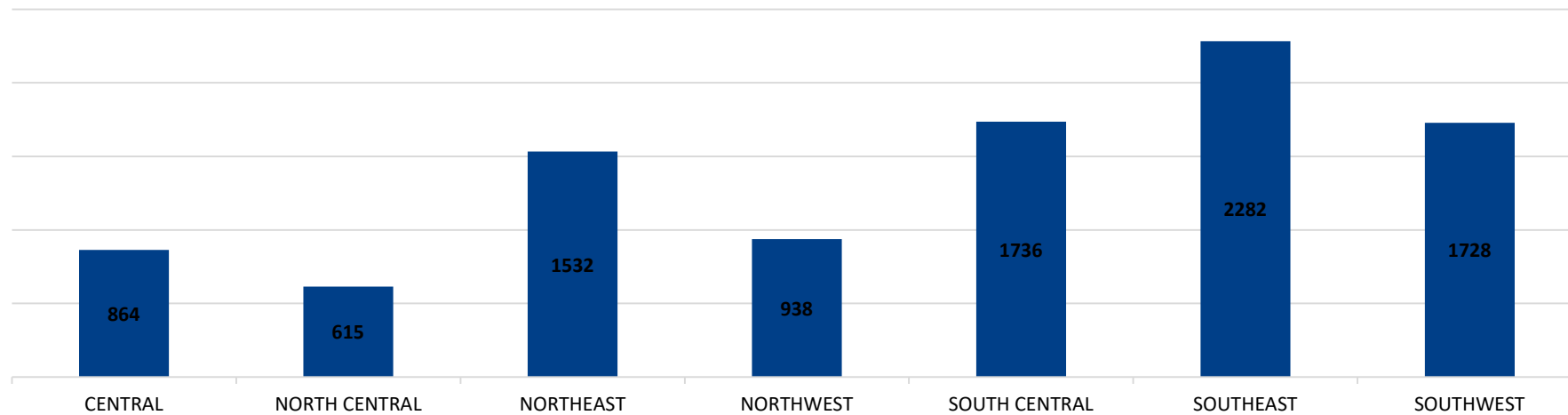


YTD Violent Crime All Divisions



Offense	CENTRAL	NORTH CENTRAL	NORTHEAST	NORTHWEST	SOUTH CENTRAL	SOUTHEAST	SOUTHWEST	TOTAL
AggAslt NFV	518	321	881	441	1147	1569	1097	5974
Bus Robbery	72	59	117	101	89	93	156	687
Ind Robbery	256	223	492	371	453	559	428	2782
Murder	18	12	42	25	47	61	47	252
Total	864	615	1532	938	1736	2282	1728	9695

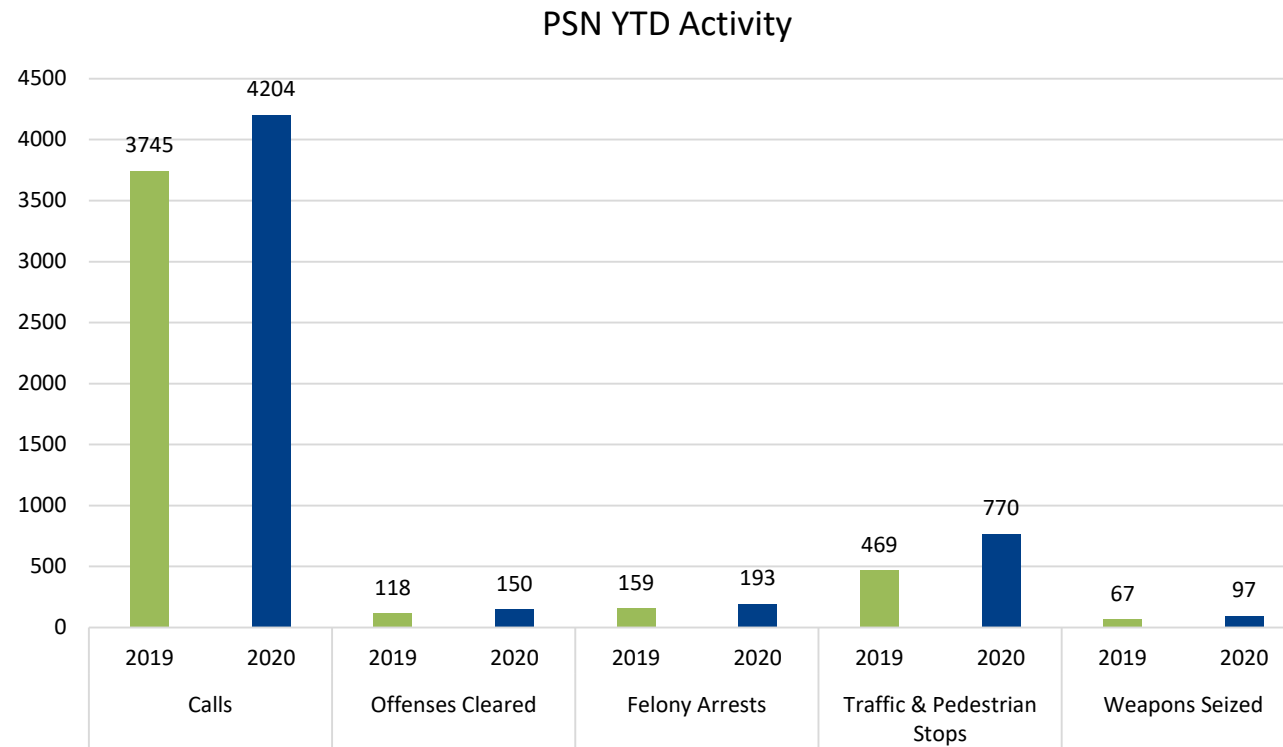
YTD Violent Crime



Project Safe Neighborhood



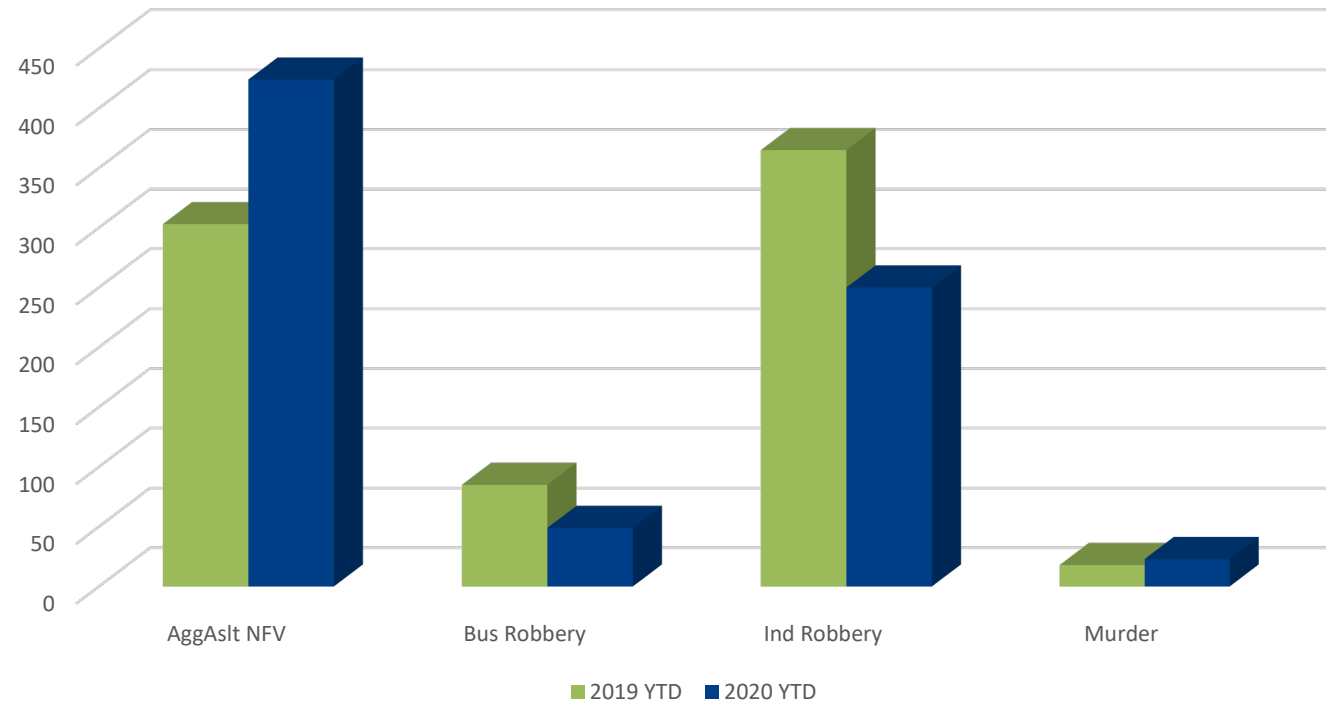
- One of the objectives is to reduce gun related crimes in Northeast- Forest / Audelia and 5 points



Project Safe Neighborhood



PSN 2019 YTD vs 2020 YTD



Operations / Initiatives



- The violent Crime Response Team is focusing on individuals wanted for violent felony offenses.
- Collaborative fugitive apprehension operations are designed to get the offender off the street, to prevent further acts of violence
- Warrant Round-Up
 - February 24-28 June 22-26 September 28-October 2
 - March 9-13 July 13-17 October 12-16
 - April 6-10 July 27-31 October 26-30
 - April 27 – May 1 August 10-14 November 16-20
 - May 11-15 August 31-September 4 November 23-27
 - May 25-29 September 14-18 November 30- December 4
 - December 14-18



Operations / Initiatives–Arrest & Release Data



Violent Crime Warrant Round Up

	February 24-28	March 9-13	April 6-10	April 27 - May 1	May 11-15	May 25-29	June 22-26	July 13-17	July 27-31	
Goal	100	75	70	80	80	70	50	50	50	
Arrested	53	72	54	66	57	51	36	39	36	
Apprehension Rate	53%	96%	77%	83%	71%	73%	72%	78%	72%	
Repeat Offenders	39	41	26	34	45	32	15	19	17	

Offender Status

1-10 Days in Jail	15	19	15	17	26	18	9	15	16	
11-20 Days in Jail	0	3	6	2	5	1	6	3	0	
21-30 Days in Jail	0	5	2	0	1	0	3	6	0	
More than 30 Days	0	1	0	0	0	0	0	0	0	
Still in Jail	34	31	20	39	18	23	16	11	0	
Extradited	1	1	0	0	0	0	0	0	18	
Not Available	3	12	11	8	7	9	2	4	2	
Total	53	72	54	66	57	51	36	39	36	

	August 10-14	August 31-September 4	September 14 - 18	September 28-October 2	October 12 - 16	October 26-30	November 16 - 20	November 23-27	November 30 - December 4	December 14 - 18
Goal	70	50	75	75	75	75	75	75	75	75
Arrested	55	29	52	42	62	56	46	28	28	37
Apprehension Rate	79%	58%	69%	56%	83%	75%	61%	37%	37%	49%
Repeat Offenders	41	16	29	29	34	28	29	13	17	13

Offender Status

1-10 Days in Jail	18	9	6	22	12	16	17	8	8	6
11-20 Days in Jail	3	0	6	11	0	0	1	0	0	0
21-30 Days in Jail	2	0	11	0	0	0	0	0	0	0
More than 30 Days	0	0	1	0	0	0	0	0	0	0
Still in Jail	18	0	14	0	25	0	12	8	12	14
Extradited	0	11	1	2	1	24	4	6	2	1
Not Available	14	9	13	7	24	16	12	6	6	16
Total	55	29	52	42	62	56	46	28	28	37

National average for a multiple day operation is 25%

Warrant round up goal was reduced to limit officer COVID-19 exposure



Operations / Initiatives



Operation Beat / Street

- 60 Felony Arrests & 73 Misdemeanor Arrests
- 1170 Traffic Stops
- 51 Weapons confiscated
- 63 Drugs confiscated
- 28 Stolen Vehicles Recovered



2020 Performance Metrics Update



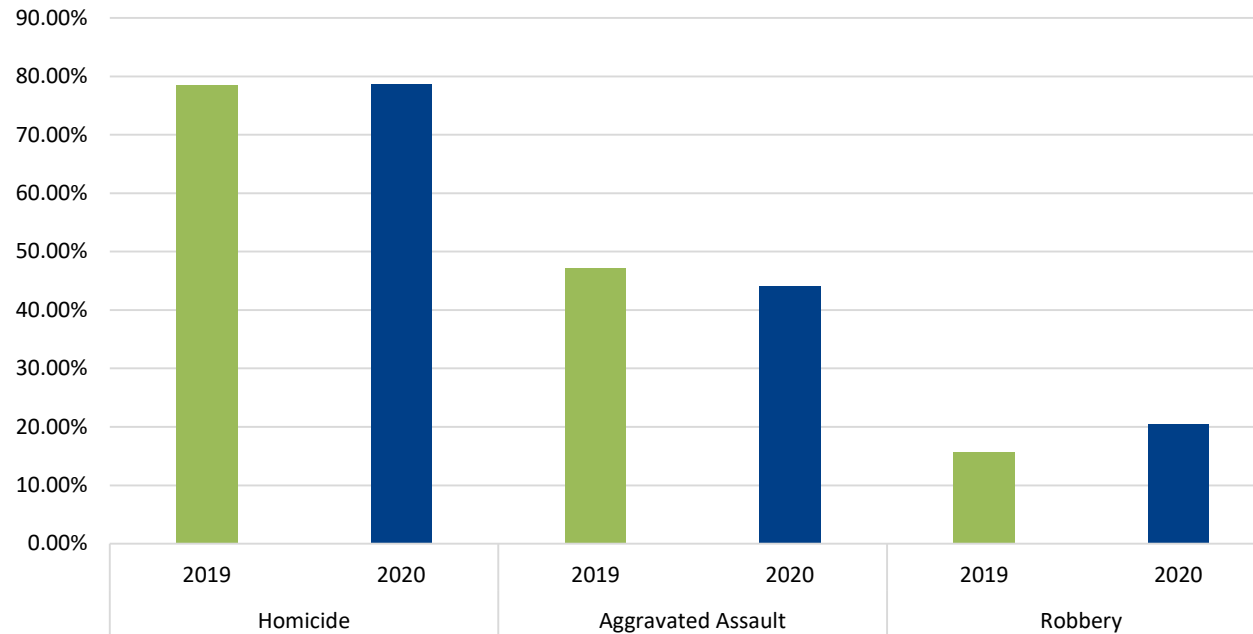
- The 2020 Crime Plan has additional metrics that support the department as a whole and assist with overall crime reduction and efficiency.
- A timeline was established to ensure we remain on target
- The following is an update on the progress of each metric



Performance Metrics Update



YTD Clearance Rate



National Average Clearance Rate

Homicide 62.8%

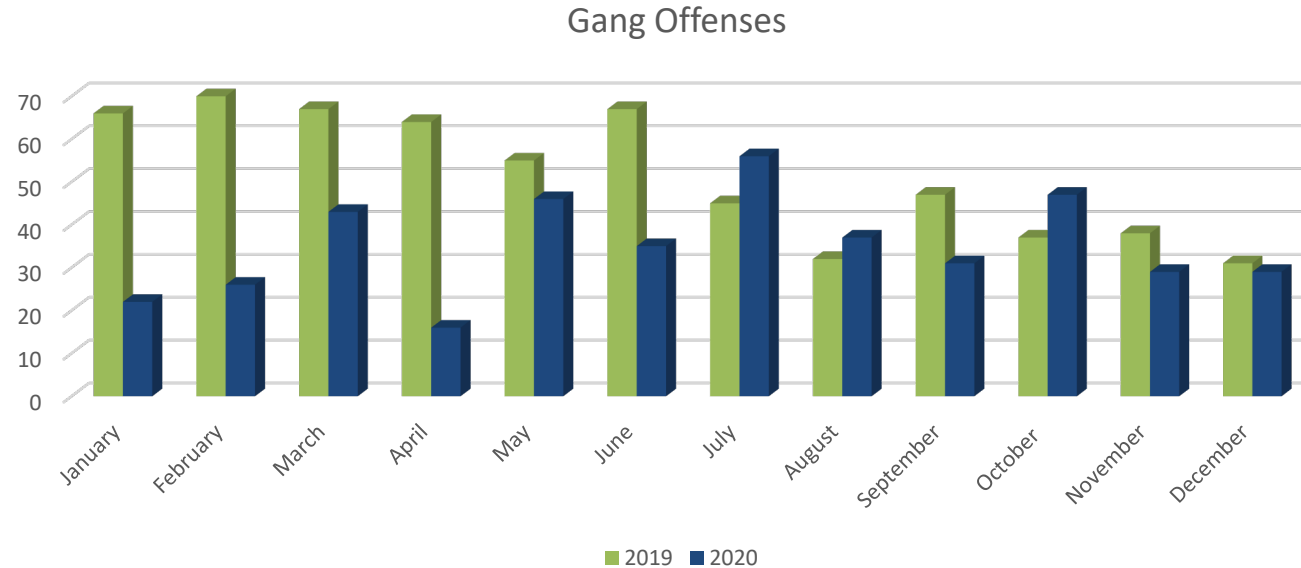
Robbery 30.4 %

Aggravated Assault 52.5%

Source: www.statista.com/statistics/194213/crime-clearance-rate-by-type-in-the-us



Performance Metrics Update



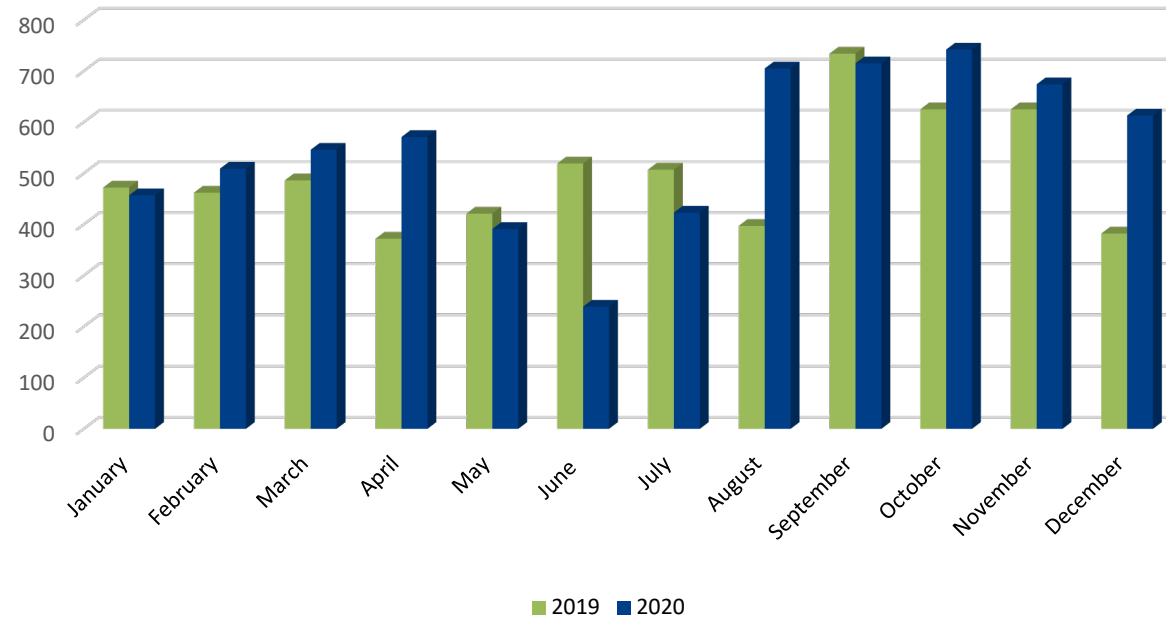
- Gang Activity is defined as the following:
 - Gang member commits offense against another gang member
 - Gang member commits violent criminal act
- Gang detectives and enforcement officers respond to all drive-by shootings to determine if they are gang related. This rapid response and relentless follow up has allowed us to identify and apprehend more offenders



Performance Metrics Update



Narcotics Offense



Narcotics offenses are defined as:

- Any incident in which illicit drugs are determined to be a direct or indirect factor of the crime
- To address the increase, the Narcotics Division has conducted 99 undercover operations and executed 5 search warrants netting 50 arrest for the month of December.



Performance Metrics Update



Records Management (RMS) & Review Process

- Goals have been met
- All detectives received basic RMS training
- Continuous Review of Open/Closed cases

Caseload Management

- As a result of RMS training, we are able to audit and manage detectives case load more efficiently
- Supervisors review the open/closed cases



Performance Metrics Update



Critical Incident Response

- Homicide Response Team provides rapid response to a scene to identify all witness and evidence related to the incident
- 7 responses in December
 - 1 - Suspects arrested
 - 5- Canvased Neighborhood for Witness and Suspects
 - 2 - Investigation follow up with Homicide detective

* Deployment of this team has increased the departments clearance rate



Performance Metrics Update



Real Time Crime Center Update

- 15 applicants are in training for RTCC operations.
- 4 applicants are in the background process with an expected completion date of January 31
- Due to disqualifications and withdrawals, additional interviews were conducted and offers will be extended by 1/8/2021



Performance Metrics Update



- South Central Patrol Pilot Staffing Model

South Central Average Response Times			
Priority	Dec. '20	Dec. '19	Change Time
1	7.03	9.34	-2.32
2	20.54	29.23	-8.70
3	55.65	115.29	-59.63
4	64.32	141.05	-76.73
South Central Crime Percentage			
Crime	Dec. '20	Dec. '19	Change Time
Violent	160	211	-24.17%
Non-Violent	347	415	-16.39%
Total	507	626	-19.01%

South Central Observations:

- Month to date this year (7.03) compared to month to date last year (9.34), decrease of -2.32 on Priority 1 response time.
- Year to date this year (7.71) compared to year-to-date last year (8.79), decrease of -1.08 on Priority 1 response time.
- More usage of the Dallas Online Reporting System (DORS) program from the public.



Performance Metrics Update



Northeast Patrol Pilot Staffing Model

Northeast Average Response Times			
Priority	Dec. '20	Dec. '19	Change Time
1	7.87	9.95	-2.09
2	27.00	30.43	-3.44
3	126.04	118.24	7.80
4	179.52	176.91	2.61
Northeast Crime Percentage			
Crime	Dec. '20	Dec. '19	Change
Violent	174	154	12.99%
Non-Violent	721	823	-12.39%
Total	895	977	-8.39%

Northeast Patrol Observations:

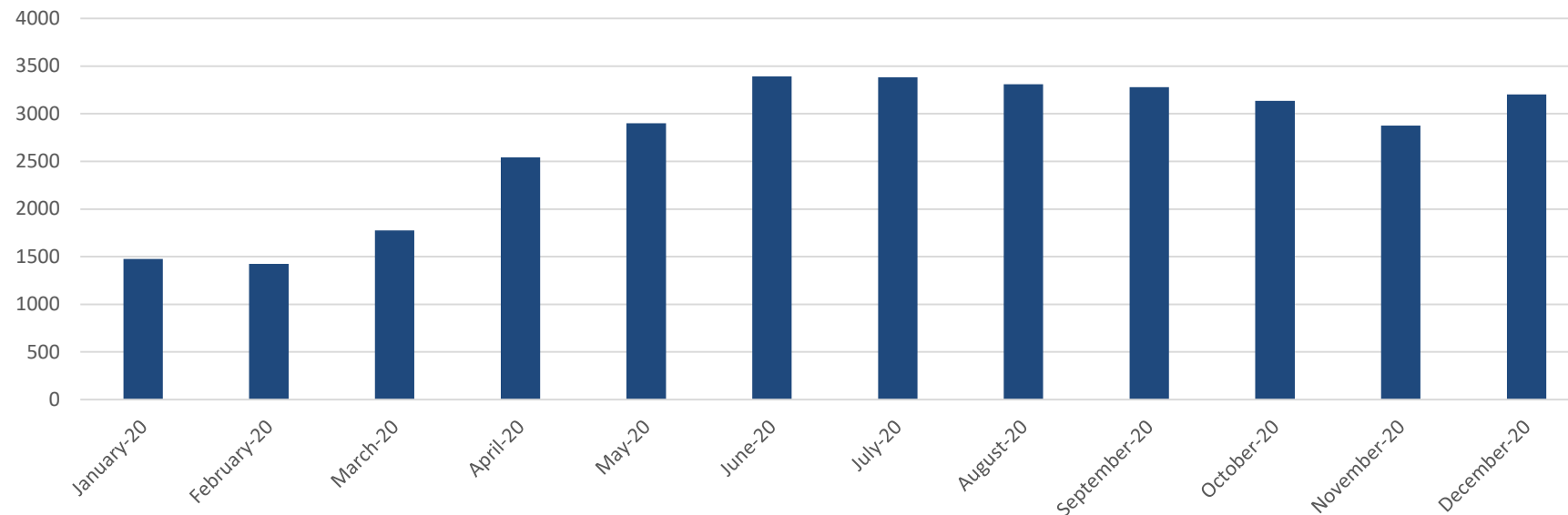
- Month to date this year (7.87) compared to month to date last year (9.95), decrease of -2.09 on Priority 1 response time.
- Year to date this year (8.42) compared to year to date last year (9.23), decrease of -0.81 on Priority 1 response time.
- More usage of the Dallas Online Reporting System (DORS) program from the public.



Performance Metrics Update



- Increase Usage of Dallas Online Reporting System (DORS) & Expeditor Reports



- 3202 DORS and Over the Phone Reports completed in December



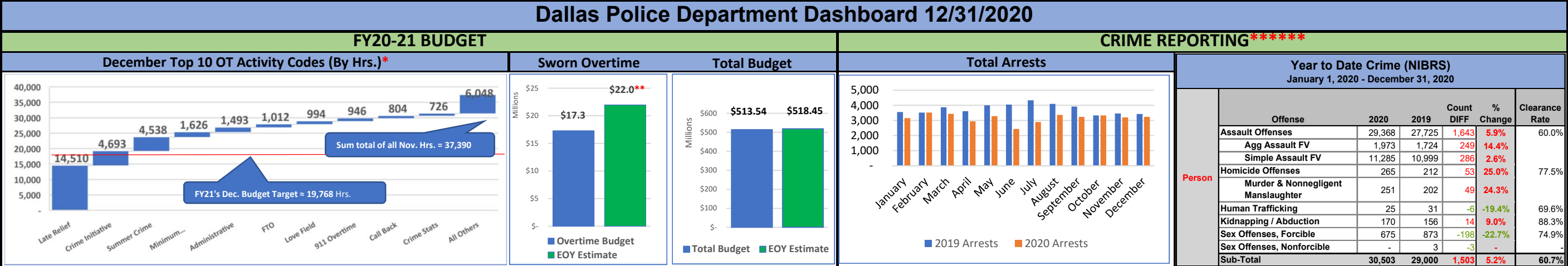


City of Dallas

**Violent Crime Reduction Plan Update
Public Safety Committee
January 11, 2021**

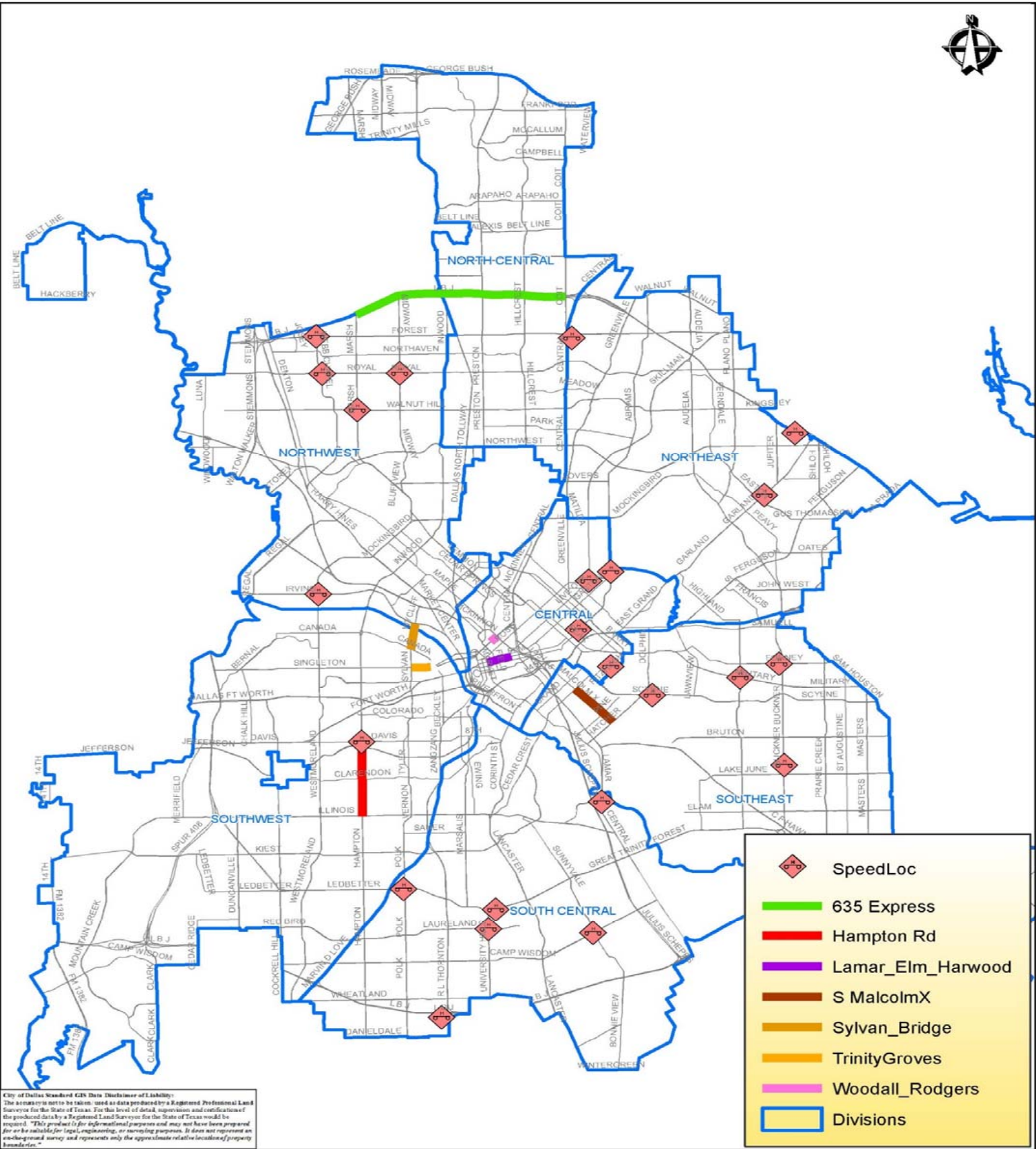


Teena Schultz, Acting Assistant Chief
Dallas Police Department
City of Dallas



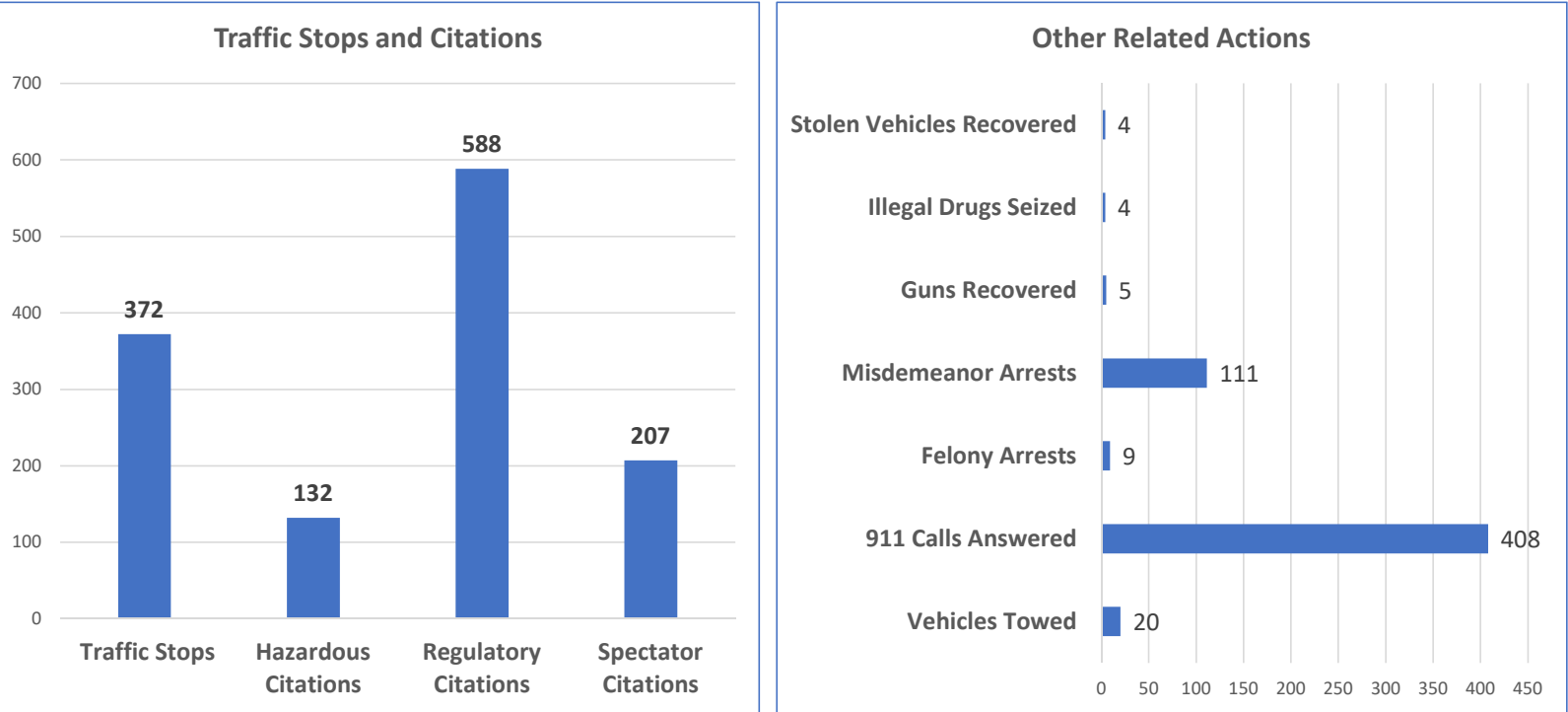
Dallas Police Department Racing / Speeding Dashboard 12/31/2020

Racing / Speeding Hotspots

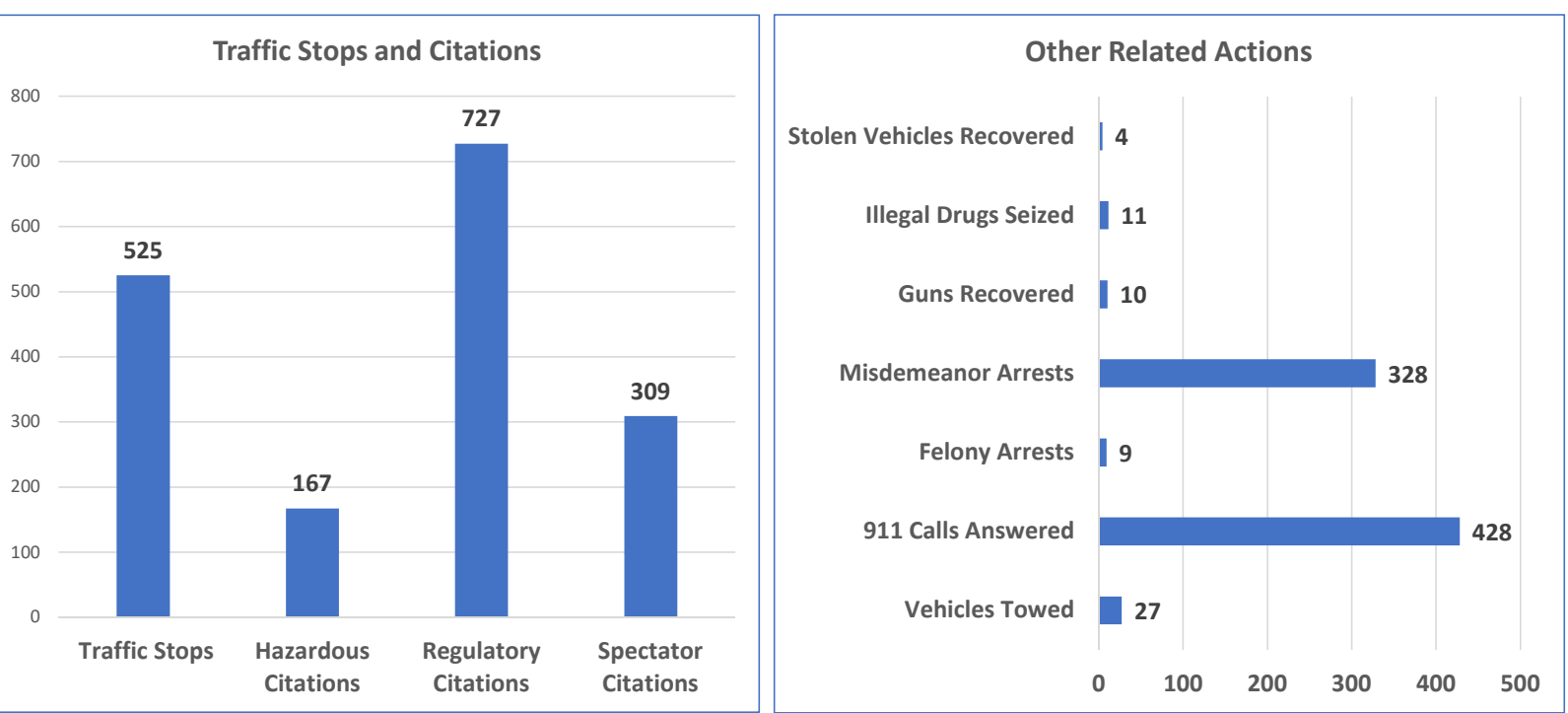


Racing / Speeding Operational Activity

November



December



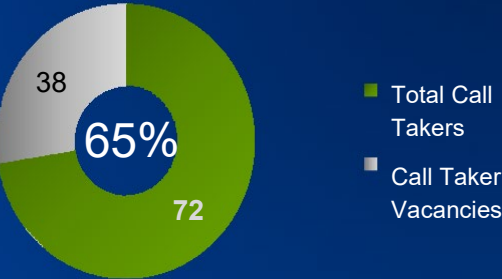
Notes:

Hazardous Citations: Citations involving safety violations such as red light / stop sign violations.

Regulatory Citations: Citations of an administrative violation such as registration, insurance, driver's license.

December 2020 9-1-1 Communications Monthly Dashboard

Call Center Staffing



December 2020
Service Level

71.87%



Jan 1 – Dec 31, 2020
Service Level

75.60%



Average Answer Time
December 2020

:15



December 2020 911 Calls

158,743



Call Takers in Training

12

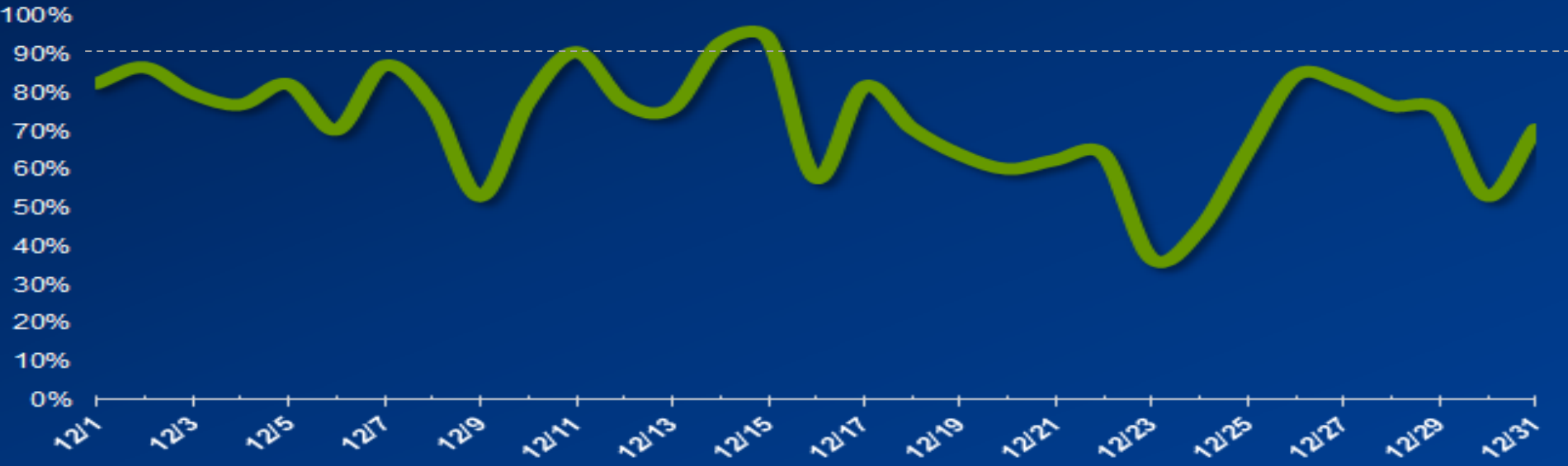


Call Takers in Background

24

December 2020 Service Levels

The NENA standard recommends 90% of all incoming calls be answered in 10 seconds or less



911 Call Center Information

911 Calls 2020 – 1,923,255

911 Operator Staffing

Trainees – 12

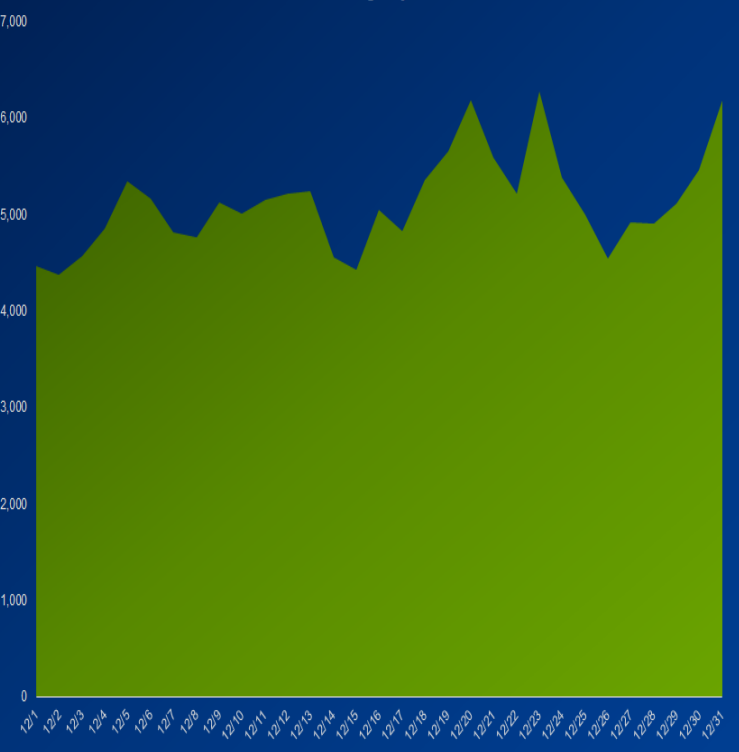
Operators – 55 Call Takers

5 Senior Call Takers

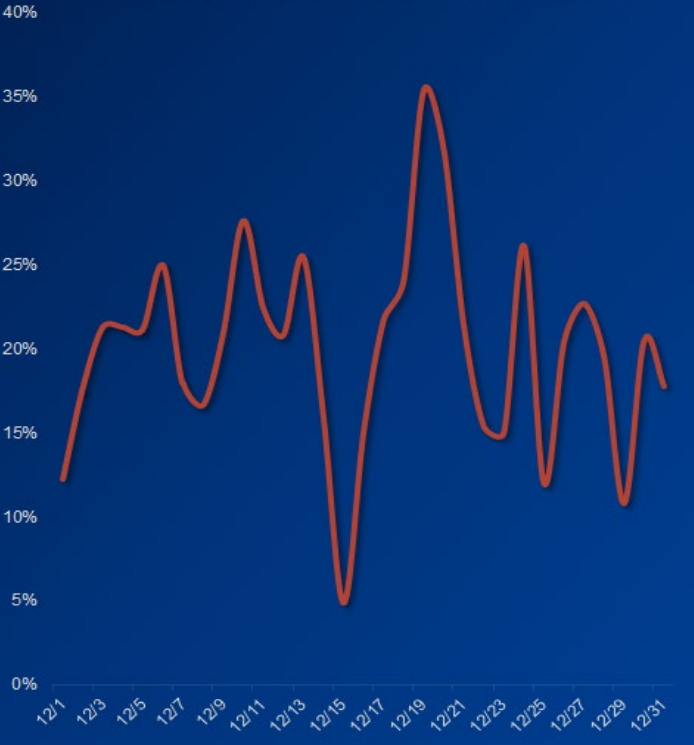
Authorized Strength - 110 Call Takers

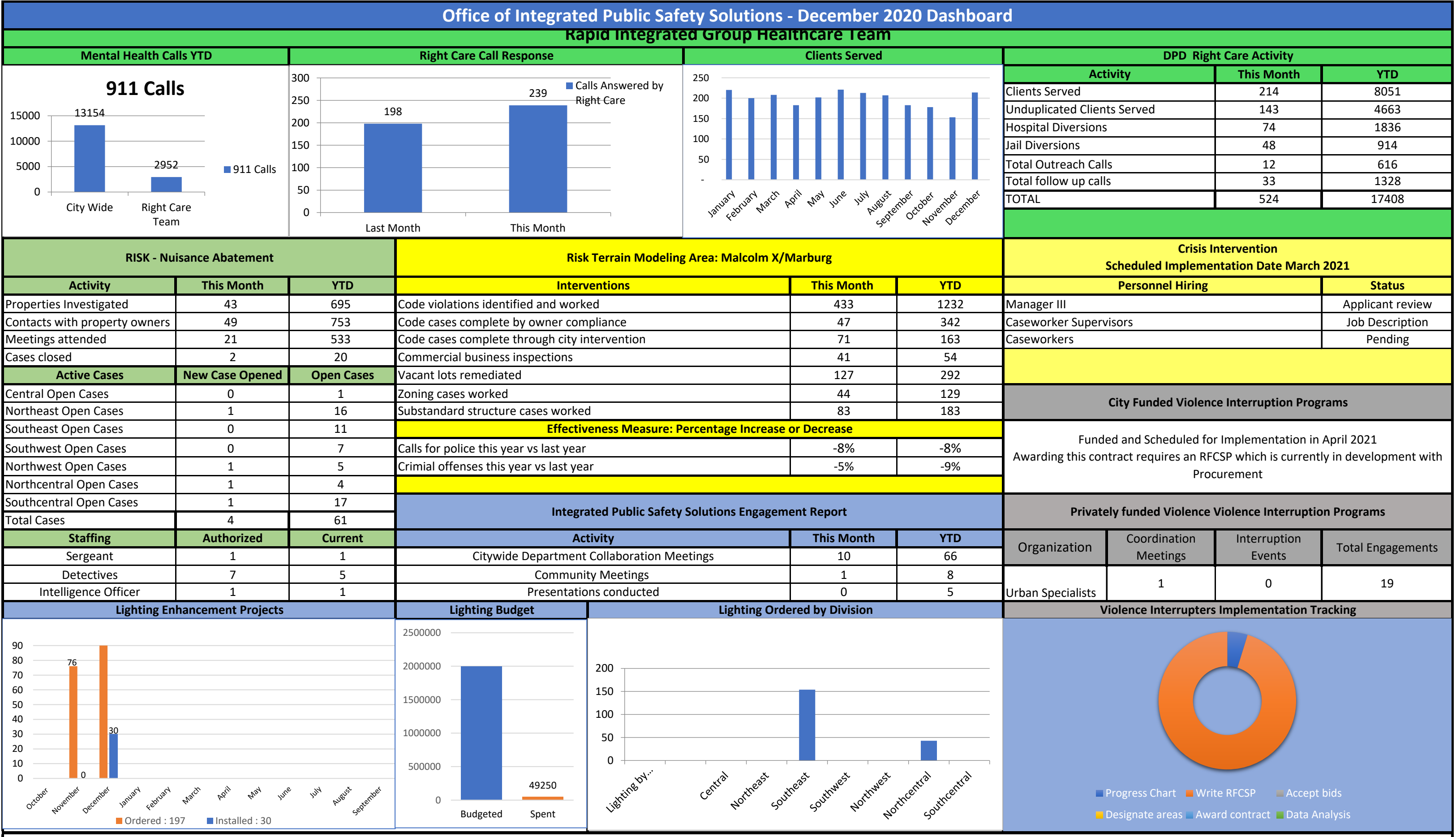
Actual – 72 Call Takers

December 2020 Emergency Calls Recieved



Percentage of Scheduled Call Takers Calling in Sick

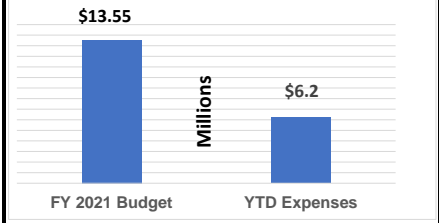




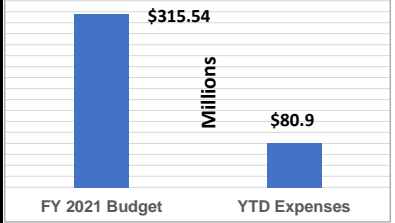
Dallas Fire-Rescue Department Dashboard: Month Ending December 31, 2020

FY 2021 BUDGET	
----------------	--

Sworn Overtime*	
1	0
2	0
3	0
4	0
5	0
6	0
7	0
8	0
9	0
10	0
11	0
12	0
13	0
14	0
15	0
16	0
17	0
18	0
19	0
20	0
21	0
22	0
23	0
24	0
25	0
26	0
27	0
28	0
29	0
30	0
31	0
32	0
33	0
34	0
35	0
36	0
37	0
38	0
39	0
40	0
41	0
42	0
43	0
44	0
45	0
46	0
47	0
48	0
49	0
50	0
51	0
52	0
53	0
54	0
55	0
56	0
57	0
58	0
59	0
60	0
61	0
62	0
63	0
64	0
65	0
66	0
67	0
68	0
69	0
70	0
71	0
72	0
73	0
74	0
75	0
76	0
77	0
78	0
79	0
80	0
81	0
82	0
83	0
84	0
85	0
86	0
87	0
88	0
89	0
90	0
91	0
92	0
93	0
94	0
95	0
96	0
97	0
98	0
99	0
100	0

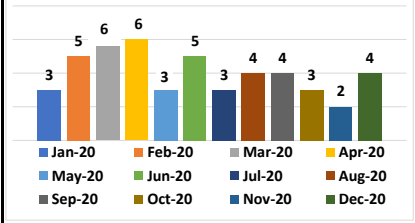


DFR Budget & YTD Expenses*	
2023	2024
2025	2026
2027	2028
2029	2030
2031	2032
2033	2034
2035	2036
2037	2038
2039	2040
2041	2042
2043	2044
2045	2046
2047	2048
2049	2050
2051	2052
2053	2054
2055	2056
2057	2058
2059	2060
2061	2062
2063	2064
2065	2066
2067	2068
2069	2070
2071	2072
2073	2074
2075	2076
2077	2078
2079	2080
2081	2082
2083	2084
2085	2086
2087	2088
2089	2090
2091	2092
2093	2094
2095	2096
2097	2098
2099	2100
2101	2102
2103	2104
2105	2106
2107	2108
2109	2110
2111	2112
2113	2114
2115	2116
2117	2118
2119	2120
2121	2122
2123	2124
2125	2126
2127	2128
2129	2130
2131	2132
2133	2134
2135	2136
2137	2138
2139	2140
2141	2142
2143	2144
2145	2146
2147	2148
2149	2150
2151	2152
2153	2154
2155	2156
2157	2158
2159	2160
2161	2162
2163	2164
2165	2166
2167	2168
2169	2170
2171	2172
2173	2174
2175	2176
2177	2178
2179	2180
2181	2182
2183	2184
2185	2186
2187	2188
2189	2190
2191	2192
2193	2194
2195	2196
2197	2198
2199	2200
2201	2202
2203	2204
2205	2206
2207	2208
2209	2210
2211	2212
2213	2214
2215	2216
2217	2218
2219	2220
2221	2222
2223	2224
2225	2226
2227	2228
2229	2230
2231	2232
2233	2234
2235	2236
2237	2238
2239	2240
2241	2242
2243	2244
2245	2246
2247	2248
2249	2250
2251	2252
2253	2254
2255	2256
2257	2258
2259	2260
2261	2262
2263	2264
2265	2266
2267	2268
2269	2270
2271	2272
2273	2274
2275	2276
2277	2278
2279	2280
2281	2282
2283	2284
2285	2286
2287	2288
2289	2290
2291	2292
2293	2294
2295	2296
2297	2298
2299	2300
2301	2302
2303	2304
2305	2306
2307	2308
2309	2310
2311	2312
2313	2314
2315	2316
2317	2318
2319	2320
2321	2322



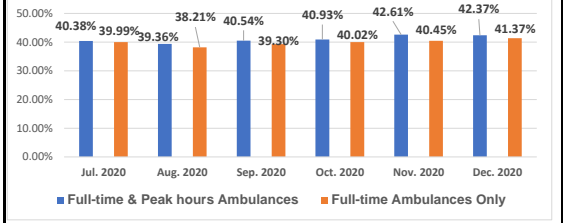
SIGNIFICANT FIRES

Significant Fires - Rolling 12 Months	
2017	1
2018	1
2019	1
2020	1
2021	1
2022	1
2023	1
2024	1
2025	1
2026	1
2027	1
2028	1
2029	1
2030	1



AMBULANCE UNIT HOUR UTILIZATION RATE	
1	2
3	4
5	6
7	8
9	10
11	12
13	14
15	16
17	18
19	20
21	22
23	24
25	26
27	28
29	30
31	32
33	34
35	36
37	38
39	40
41	42
43	44
45	46
47	48
49	50
51	52
53	54
55	56
57	58
59	60
61	62
63	64
65	66
67	68
69	70
71	72
73	74
75	76
77	78
79	80
81	82
83	84
85	86
87	88
89	90
91	92
93	94
95	96
97	98
99	100

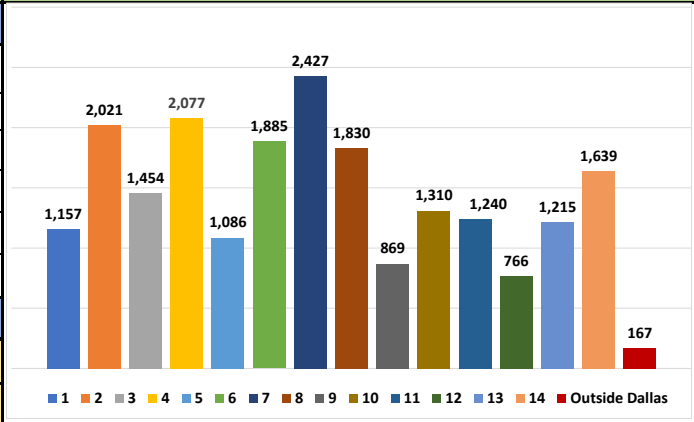
Optimal Ambulance Performance UHU Rate is 25% - 30%
--



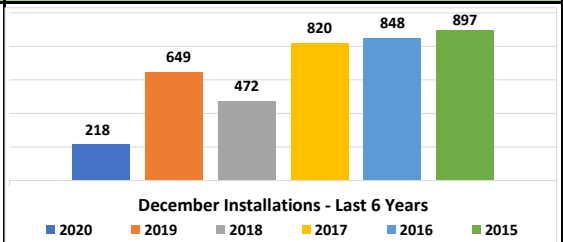
SWORN STAFFING AND HIRING	
---------------------------	--

692	December 2018	December 2019	December 2020
EMS & Emergency Response and Sp. Ops. Admin.	1601	1677	1709
Dispatch Comms & GIS	65	61	60
Fire Prevention & Inspection	101	94	91
Training & Recruitment, HR and Wellness	171	126	77
Arson Investigation EOD	22	21	22
Aircraft Rescue Fire Fighting (ARFF)	37	33	38
Total Uniform	1997	2012	1997
Number of Frontline Paramedics			692
Total Number of Active Paramedics			1,308

DECEMBER 2020 INCIDENT RESPONSE DATA - PER COUNCIL DISTRICT



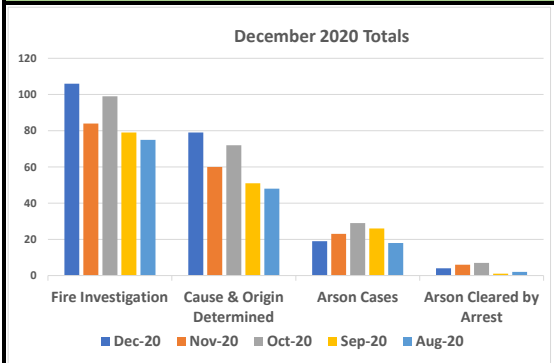
FIRE PREVENTION SMOKE DETECTOR INSTALLS	
1	1
2	2
3	3
4	4
5	5
6	6
7	7
8	8
9	9
10	10
11	11
12	12
13	13
14	14
15	15
16	16
17	17
18	18
19	19
20	20
21	21
22	22
23	23
24	24
25	25
26	26
27	27
28	28
29	29
30	30
31	31
32	32
33	33
34	34
35	35
36	36
37	37
38	38
39	39
40	40
41	41
42	42
43	43
44	44
45	45
46	46
47	47
48	48
49	49
50	50
51	51
52	52
53	53
54	54
55	55
56	56
57	57
58	58
59	59
60	60
61	61
62	62
63	63
64	64
65	65
66	66
67	67
68	68
69	69
70	70
71	71
72	72
73	73
74	74
75	75
76	76
77	77
78	78
79	79
80	80
81	81
82	82
83	83
84	84
85	85
86	86
87	87
88	88
89	89
90	90
91	91
92	92
93	93
94	94
95	95
96	96
97	97
98	98
99	99
100	100



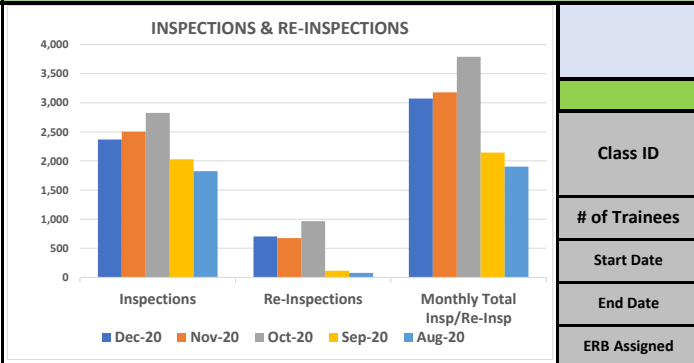
<p>DECEMBER 2020 FIRE COMMUNICATIONS & DISPATCH</p>
--

Specialized	Fire	EMS	2020 Year to Date Calls & Dispatches
149	5,125	15,869	
0.70%	24.24%	75.06%	

FIRE INVESTIGATIONS & ARSON CLEARANCE BY ARREST



FIRE MARSHAL INSPECTIONS & RE-INSPECTIONS



FIRE FATALITIES - National Benchmark is < 13

January 1st through December 31st, 2020
City of Dallas Fire Fatalities = THREE (3)

CURRENT RECRUITS IN DFR ACADEMY

Class 357	Class 358	Class 359	Class 360
16	19	21	24
11/27/2019	11/27/2019	4/15/2020	11/11/2020
1/29/2021	1/29/2021	3/21/2021	01/2022
2/2021	2/2021	3/2021	02/2022

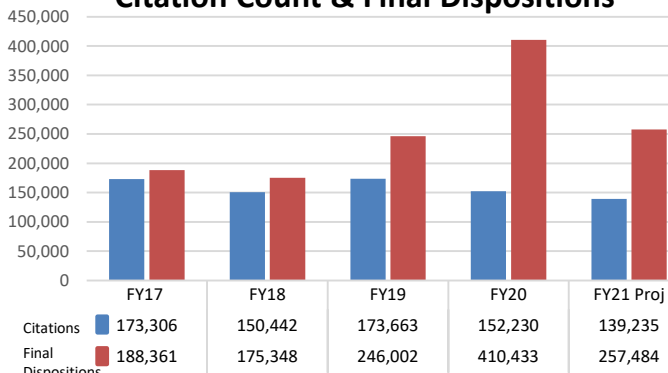
EMERGENCY RESPONSE TIME METRICS					

Percentage of EMS Responses within Nine Minutes or Less (NFA Standard #1710)	90.17%	Percentage of EMS Responses within Five Minutes or Less, Includes <u>ALL</u> DFR Apparatus	44.85%	Percentage of First Heavy Apparatus On Location of Structure Fire Dispatches within 5:20 or Less (NFA Standard #1710)	81.03%
--	--------	--	--------	---	--------

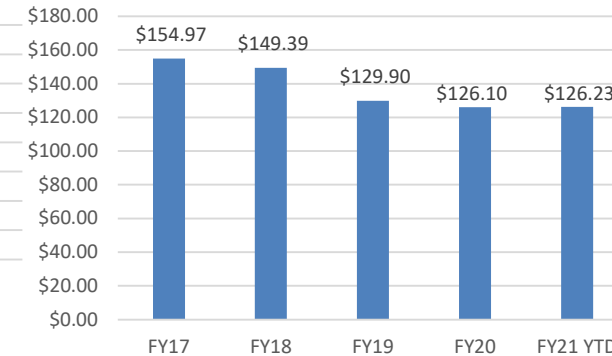
* YTD-Exp – Do Not Include Encumbrances

Municipal Court Dashboard: Month Ending December 31, 2020

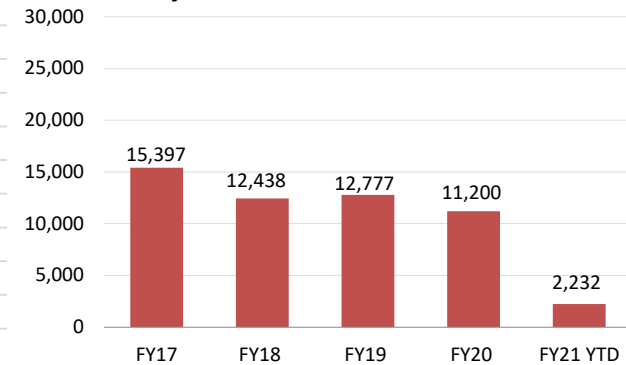
Citation Count & Final Dispositions



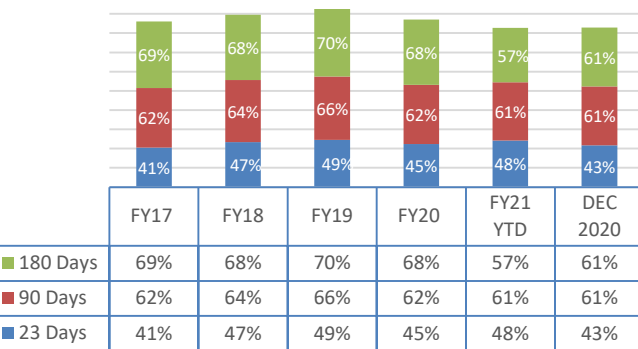
Average Collection Per Citation



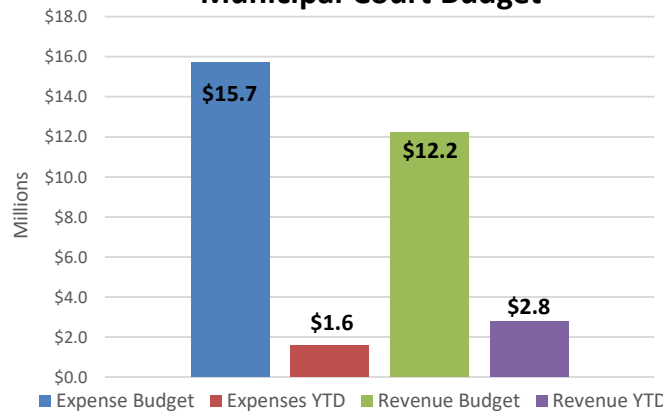
City Detention Center Book-Ins



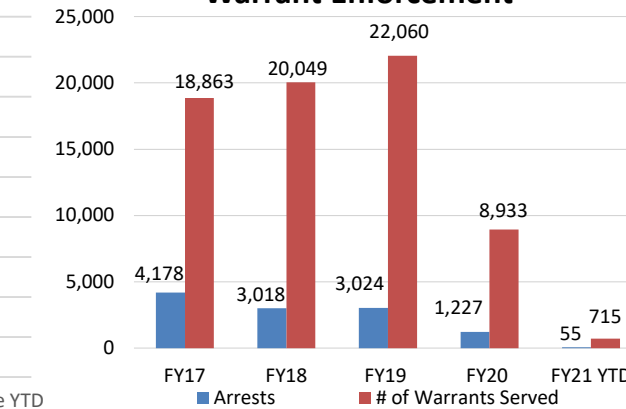
Defendant's Cumulative Response Rate Looking Back 23, 90 & 180 Days



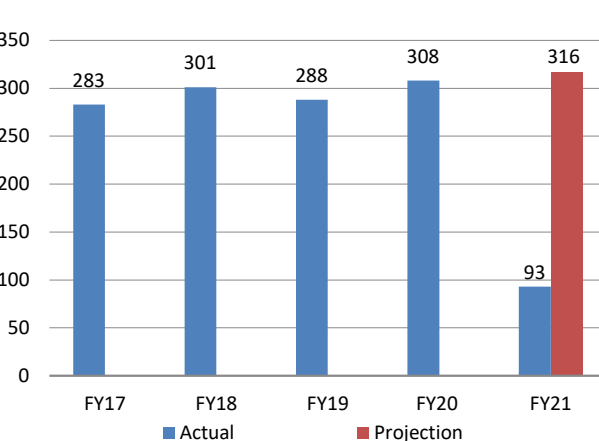
*Municipal Court Budget



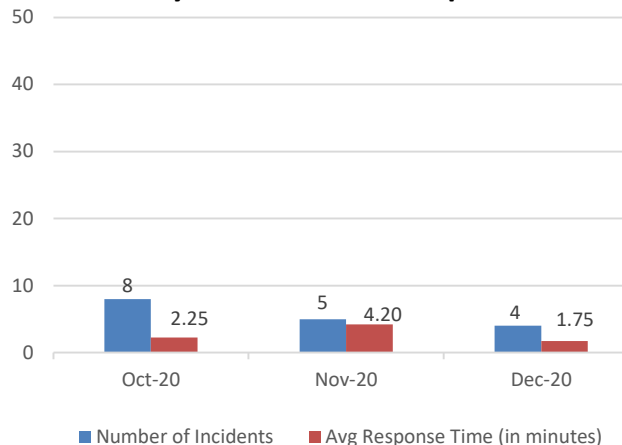
Warrant Enforcement



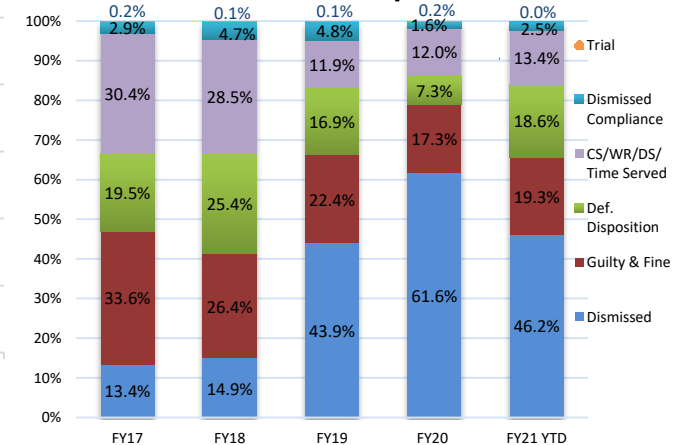
Environmental Cases Filed



Security Incidents and Response Time



Courthouse Dispositions



Memorandum



DATE January 8, 2021

CITY OF DALLAS

Honorable Members of the Public Safety Committee: Jennifer Staubach Gates (Chair),
TO Lee Kleinman (Vice Chair), Carolyn King Arnold, Adam Bazaldua, David Blewett,
Adam McGough, Adam Medrano, Cara Mendelsohn, Casey Thomas

SUBJECT **Upcoming Dallas Police Department Agenda Items**

The following agenda items are scheduled to go before City Council on January 13, 2021.

Agenda Item #41

Authorize an Interlocal Agreement between University of North Texas at Dallas and the Dallas Police Department through the Caruth Police Institute at the University of North Texas at Dallas to provide strategic planning, technical assistance, training, policy development, and guidance for the implementation of Active Bystandership in Law Enforcement at the Dallas Police Department for the period of February 1, 2021 through December 31, 2024 - Not to exceed \$300,000.00 - Financing: General Fund

Agenda Item #42

Authorize the (1) application for and acceptance of the Critical Incident Command Center (CICC) Grant (Grant No. 4044001, Federal/State Award ID No. 2018-DJ-BX-0485, CFDA No.16.738), from the U.S. Department of Justice through the Office of the Governor, Criminal Justice Division in the amount of \$100,000.00 to have a centralized executive level meeting room where critical events and incidents can be effectively monitored for the period October 1, 2020 through June 30, 2021; (2) establishment of appropriations in an amount not to exceed \$100,000.00 in the Critical Incident Command Center Fund; (3) receipt and deposit of grant funds in an amount not to exceed \$100,000.00 in the Critical Incident Command Center Fund; and (4) execution of the grant agreement and all terms, conditions, and documents required by the agreement - Not to exceed \$100,000.00 - Financing: Office of the Governor, Criminal Justice Division State Grant Funds

Note: Agenda Item Nos. 43 and 44 must be considered collectively.

Agenda Item #43

Authorize the (1) application for and acceptance of supplemental funding for the 2020-2021 Internet Crimes Against Children Grant (Grant No. 2019-MC-FX-K056, CFDA No. 16.543) from the U.S. Department of Justice (DOJ), Office of Juvenile Justice and Delinquency Prevention in the amount of \$734,699.00 for response to the sexual abuse and exploitation of children facilitated by the use of computer technology related to the investigation of the internet-facilitated child exploitation for the period October 1, 2019 through September 30, 2021; (2) establishment of appropriations in an amount not to exceed \$734,699.00 in the DOJ-Internet Crimes Against Children Grant 20-21 Fund; (3) receipt and deposit of funds in an amount not to exceed \$734,699.00 in the DOJ-Internet Crimes Against Children Grant 20-21 Fund; and (4) execution of the grant agreement and

DATE January 8, 2021
SUBJECT **Upcoming Dallas Police Department Agenda Items**

all terms, conditions, and documents required by the grant agreement - Not to exceed \$734,699.00, from \$623,329.00 to \$1,358,028.00 - Financing: U.S. Department of Justice, Office of Juvenile Justice and Delinquency Prevention Grant Funds

Agenda Item #44

Authorize cooperative working agreements with various Police Departments, District Attorney Offices, Sheriff Offices, and the Dallas Children's Advocacy Center for the period October 1, 2019 through September 30, 2021 through the 2020-2021 Internet Crimes Against Children Grant - Not to exceed \$281,000.00 - Financing: U.S. Department of Justice, Office of Juvenile Justice and Delinquency Prevention Grant Funds

Should you have any questions regarding these items, please contact me at 214.670.5299.



Jon Fortune
Assistant City Manager

c: T.C. Broadnax, City Manager
Chris Caso, City Attorney
Mark Swann, City Auditor
Billerae Johnson, City Secretary
Preston Robinson, Administrative Judge
Kimberly Bizer Tolbert, Chief of Staff to the City Manager

Majed A. Al-Ghafry, Assistant City Manager
Joey Zapata, Assistant City Manager
Dr. Eric A. Johnson, Chief of Economic Development and Neighborhood Services
M. Elizabeth Reich, Chief Financial Officer
M. Elizabeth (Liz) Cedillo-Pereira, Chief of Equity and Inclusion
Directors and Assistant Directors