



**City of Dallas**

# **Violent Crime Reduction Plan Update**

**Public Safety Committee  
August 8, 2022**

Jason Scoggins  
Major of Police  
Dallas Police Department  
City of Dallas

# Presentation Overview



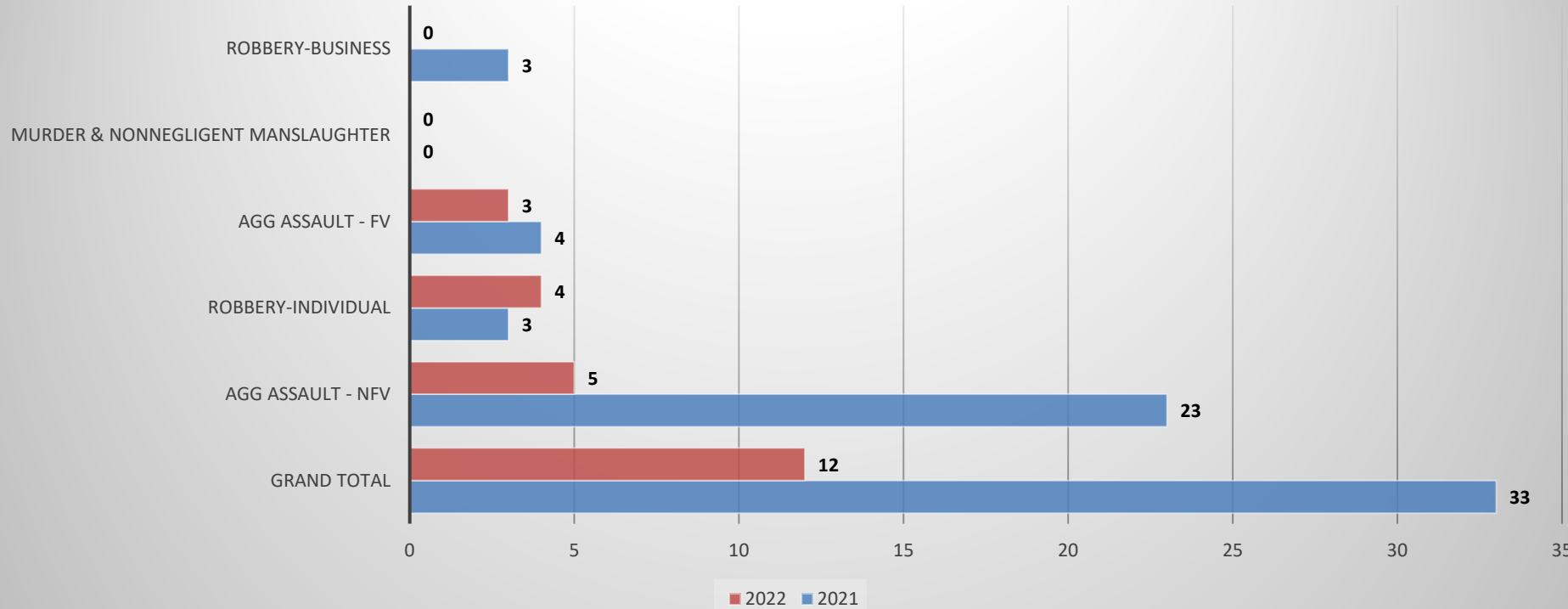
- Grid Impact by Crime Type
- Results from Our Perspective
- Reversing the Trend
- Murder, Robbery, Aggravated Assault
- Amplifying Trust
- Crime Plan - Next Steps



# Grid Impact by Crime Type



Grid Comparison – Violent Crime 2021 vs. 2022



Our crime plan is based on the theory that crime is concentrated in small areas throughout the city.

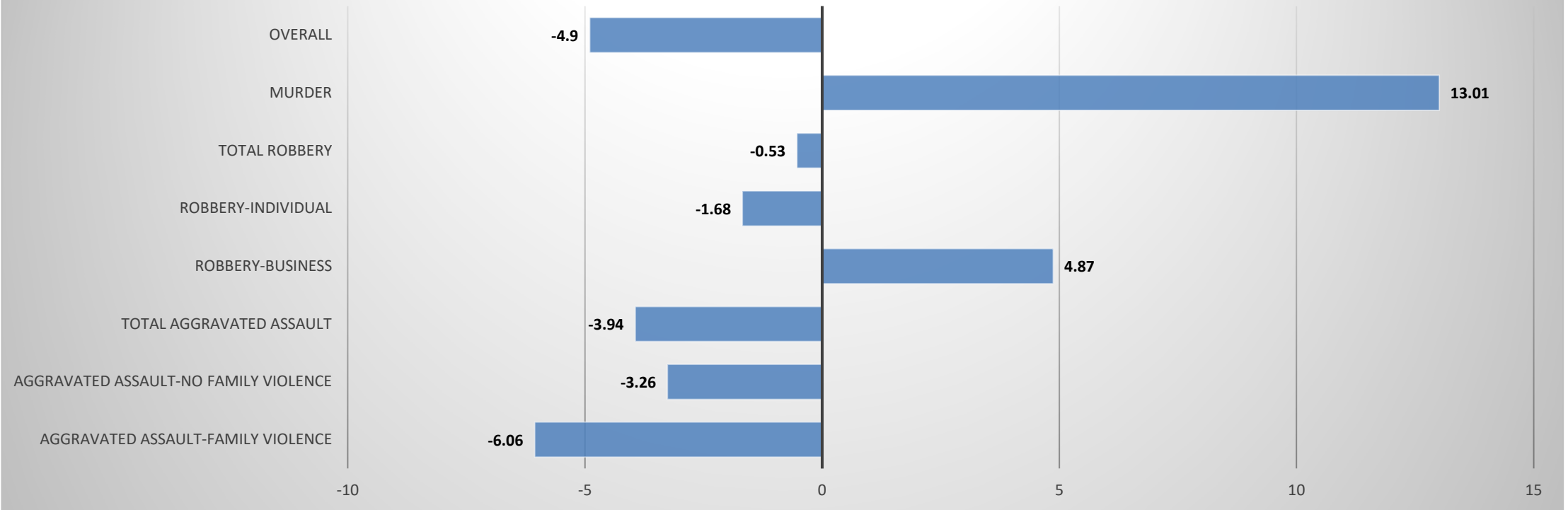
- \* Phase 5 Grids
- \* July 9-July 31, 2022
- Victims
- Red – 2022
- Blue - 2021



# Results from Our Perspective



Violent Crime 2021 vs. 2022





# Reversing the Trend - Dallas



## Compstat Daily Crime Briefing as of Sunday, July 31, 2022

City Total	Crime	TODAY	MTD	Lst Mn MTD	Cnt Diff	MTDLY	Cnt Diff	% Chg	YTD	YTDLY	Cnt Diff	% Chg
City Total Violent	Agg Assault FV	3	175	171	4	181	-6	-3.31%	1101	1172	-71	-6.06%
	Agg Assault NFV	21	478	499	-21	633	-155	-24.49%	3526	3645	-119	-3.26%
	<b>Total</b>	<b>24</b>	<b>653</b>	<b>670</b>	<b>-17</b>	<b>814</b>	<b>-161</b>	<b>-19.78%</b>	<b>4627</b>	<b>4817</b>	<b>-190</b>	<b>-3.94%</b>
	Murder/Non-Negligent Manslaughter FV	0	1	0	1	2	-1	-50.00%	15	21	-6	-28.57%
	Murder/Non-Negligent Manslaughter NFV	2	12	23	-11	18	-6	-33.33%	124	102	22	21.57%
	<b>Total</b>	<b>2</b>	<b>13</b>	<b>23</b>	<b>-10</b>	<b>20</b>	<b>-7</b>	<b>-35.00%</b>	<b>139</b>	<b>123</b>	<b>16</b>	<b>13.01%</b>
	Robbery Business	1	19	55	-36	46	-27	-58.70%	280	267	13	4.87%
	Robbery Individual	4	147	198	-51	178	-31	-17.42%	1232	1253	-21	-1.68%
	<b>Total</b>	<b>5</b>	<b>166</b>	<b>253</b>	<b>-87</b>	<b>224</b>	<b>-58</b>	<b>-25.89%</b>	<b>1512</b>	<b>1520</b>	<b>-8</b>	<b>-0.53%</b>
	Fondling FV	0	3	3	0	5	-2	-40.00%	25	69	-44	-63.77%
	Incest FV	0	0	0	0	0	0	NC	1	0	1	NC
	Rape FV	1	6	12	-6	31	-25	-80.65%	62	127	-65	-51.18%
	Sexual Assault with an Object FV	0	0	2	-2	9	-9	-100.00%	10	29	-19	-65.52%
	Sodomy FV	0	2	3	-1	8	-6	-75.00%	23	47	-24	-51.06%
	<b>Total</b>	<b>1</b>	<b>11</b>	<b>20</b>	<b>-9</b>	<b>53</b>	<b>-42</b>	<b>-79.25%</b>	<b>121</b>	<b>272</b>	<b>-151</b>	<b>-55.51%</b>
	Fondling NFV	0	11	8	3	16	-5	-31.25%	65	68	-3	-4.41%
	Rape NFV	0	23	24	-1	18	5	27.78%	125	136	-11	-8.09%
	Sexual Assault with an Object NFV	0	4	2	2	2	2	100.00%	21	15	6	40.00%
	Sodomy NFV	0	5	6	-1	3	2	66.67%	45	49	-4	-8.16%
	Statutory Rape NFV	0	0	0	0	0	0	NC	2	0	2	NC
	<b>Total</b>	<b>0</b>	<b>43</b>	<b>40</b>	<b>3</b>	<b>39</b>	<b>4</b>	<b>10.26%</b>	<b>258</b>	<b>268</b>	<b>-10</b>	<b>-3.73%</b>
	<b>Sub_Total Violent</b>	<b>32</b>	<b>886</b>	<b>1006</b>	<b>-120</b>	<b>1150</b>	<b>-264</b>	<b>-22.96%</b>	<b>6657</b>	<b>7000</b>	<b>-343</b>	<b>-4.90%</b>



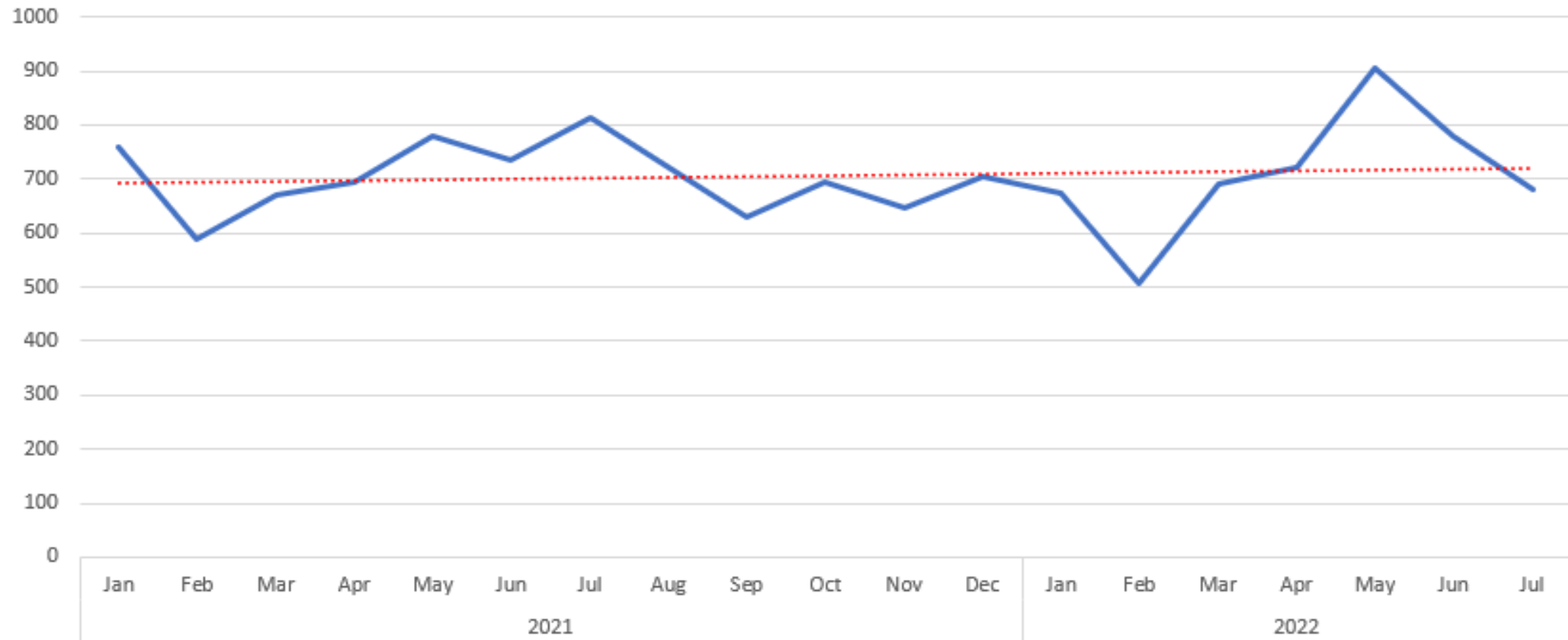
# Reversing the Trend



# Reversing the Trend



Incident Count  
Violent Crime Jan 1, 2021 - July 31, 2022

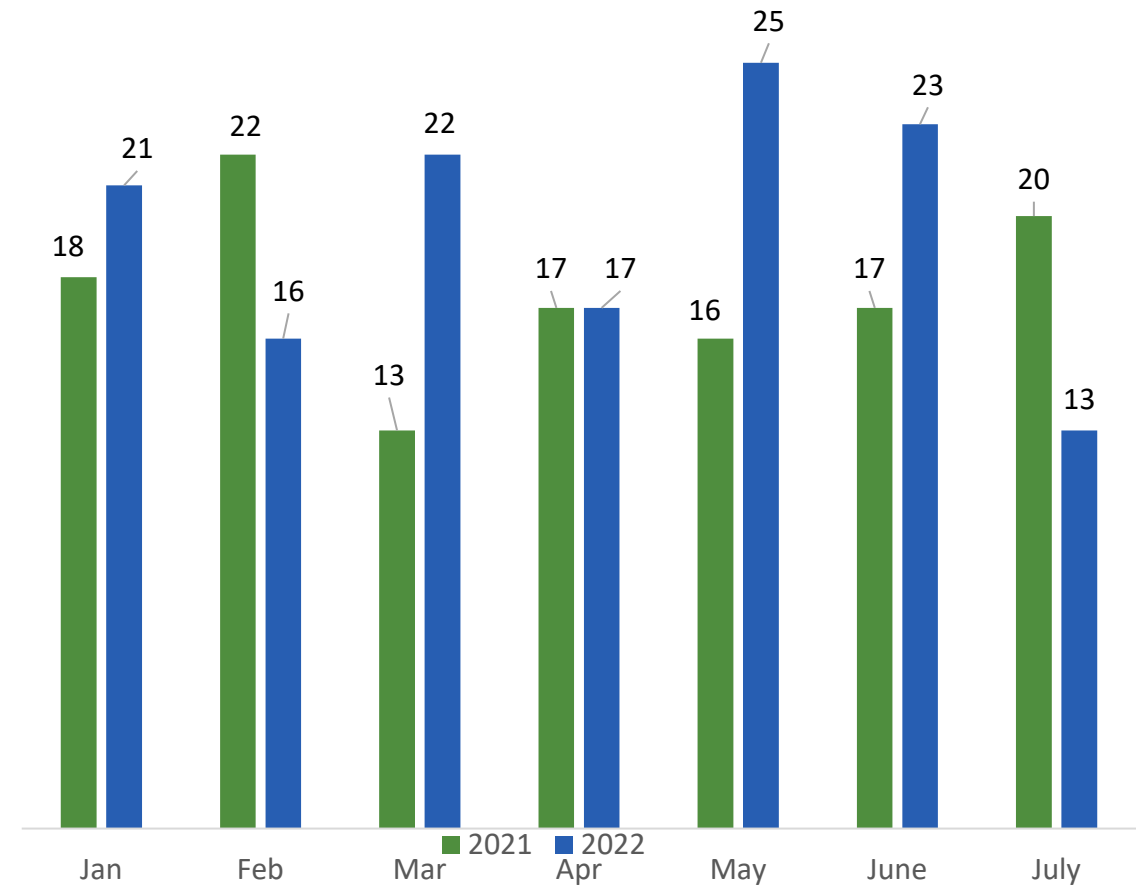


# Murder



- 2022 Murder Trend
- As of July 31, murders are up by 16 victims from 2021.

- 2022 Victims – Dark Blue
- 2021 Victims – Green





# Murder Victimology



## Motive (Why)

- *Argument / Conflict*
- *Robbery*
- *Domestic Violence*
  
- *Unknown (Cases that are currently under investigation)*

## Premises (Where)

- *Apartments remain to be the locations with the highest number of Homicides*

## Relationship (Who)

- *Acquaintance*
- *Stranger*
- *Family Violence*

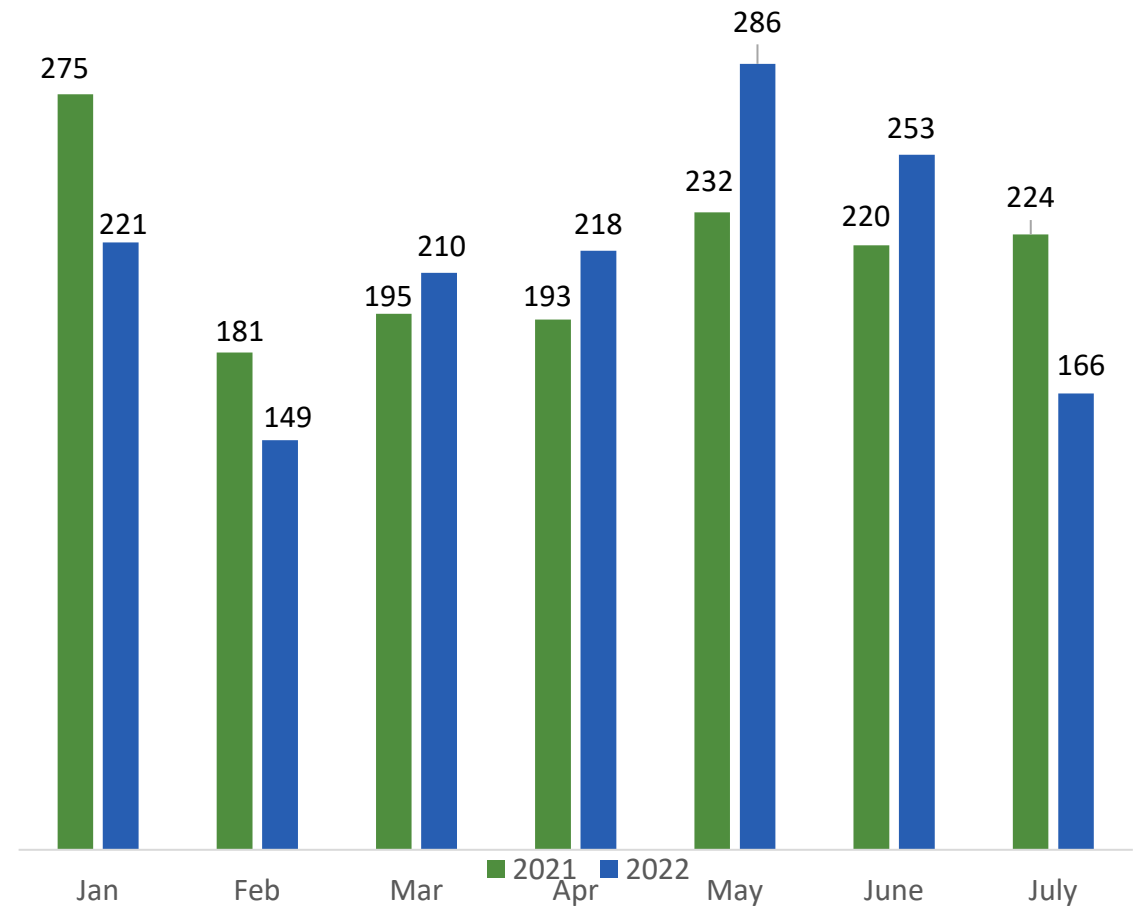


# Robbery



- Reversing the Robbery Trend
- We have reduced robbery victims by 8 this year compared to last year.
- 10.1% increase in firearms used
- -4.3% firearms discharged
- -17% injured by firearm

- 2022 Victims – Dark Blue
- 2021 Victims – Green

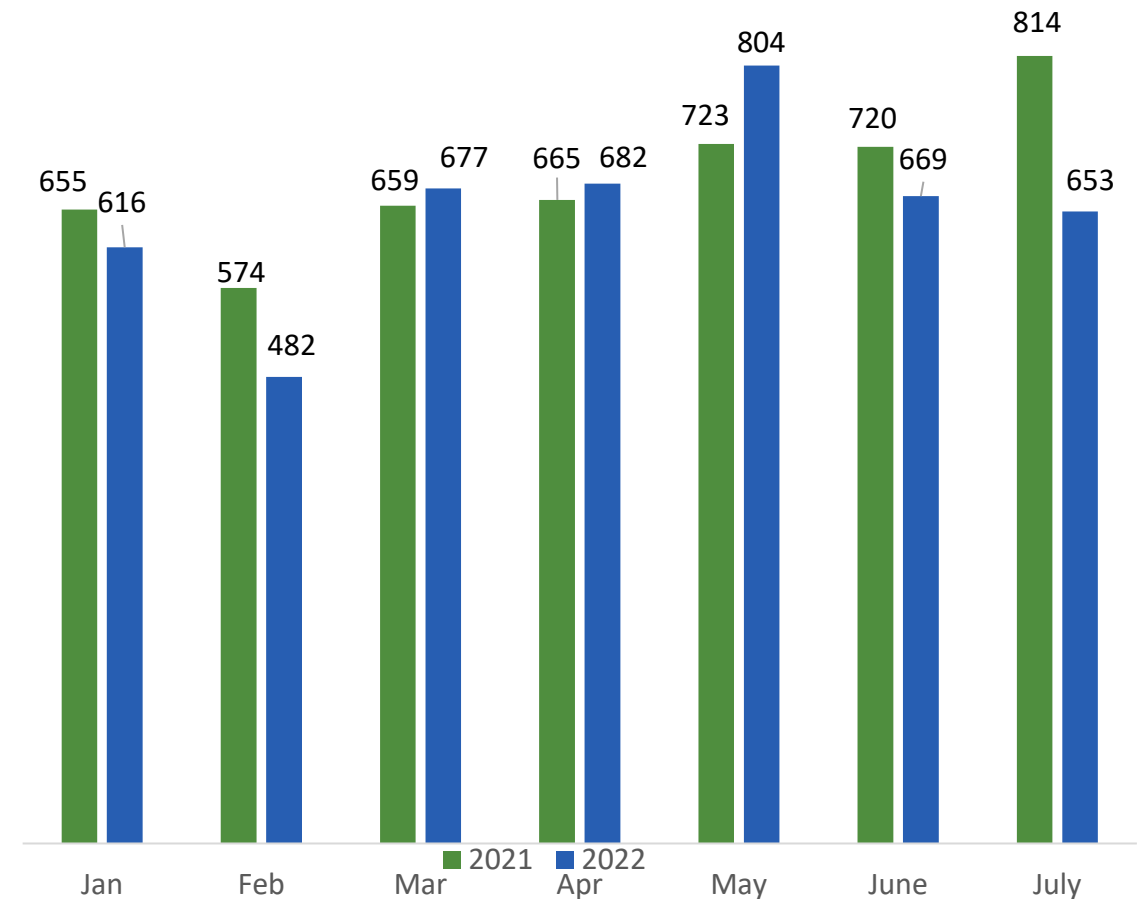


# Aggravated Assault



- Reversing the Aggravated Assault Trend
- -2.3% firearms used
- -2.8% firearms discharged
- -7.1% injured by firearm

- 2022 Victims – Dark Blue
- 2021 Victims – Green



# Aggravated Assault Victimology



## Motive (Why)

- *Argument / Conflict*
- *Road Rage*

## Premises (Where)

- *Single Family Residence*
- *Apartments*
- *Public Street (Road Rage)*

## Relationship (Who)

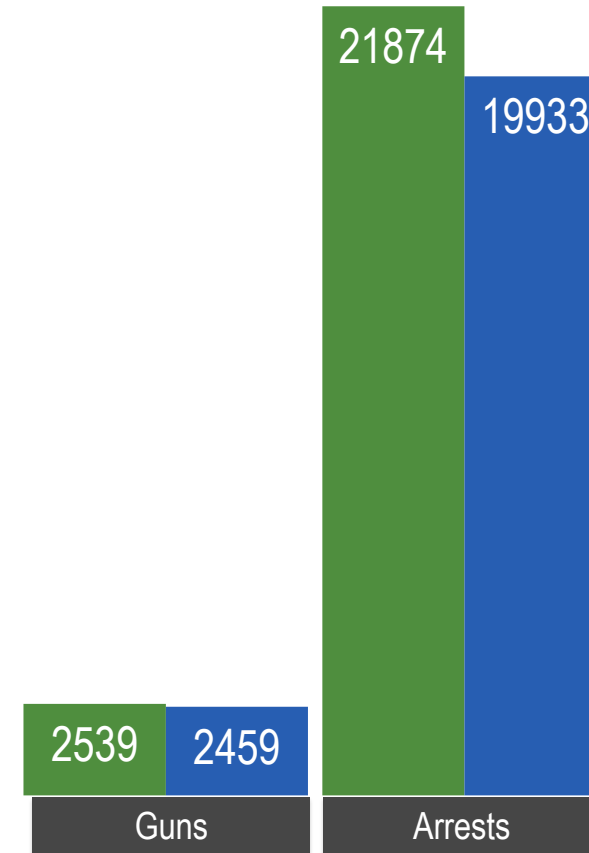
- *Unknown*
- *Stranger*
- *Acquaintance*



# Arrests and Seized Weapons



- 2022 – Dark Blue
- 2021 – Green






# Amplifying Trust



- OCA attends Food Management Meeting
- Water Balloon Event
- Martin Weiss Recreation Center Summer Camp
- 2 Back to School Events



# Amplifying Trust



July 13, 2022

Office of Community  
Affairs attend Food  
Service Management  
Meeting.





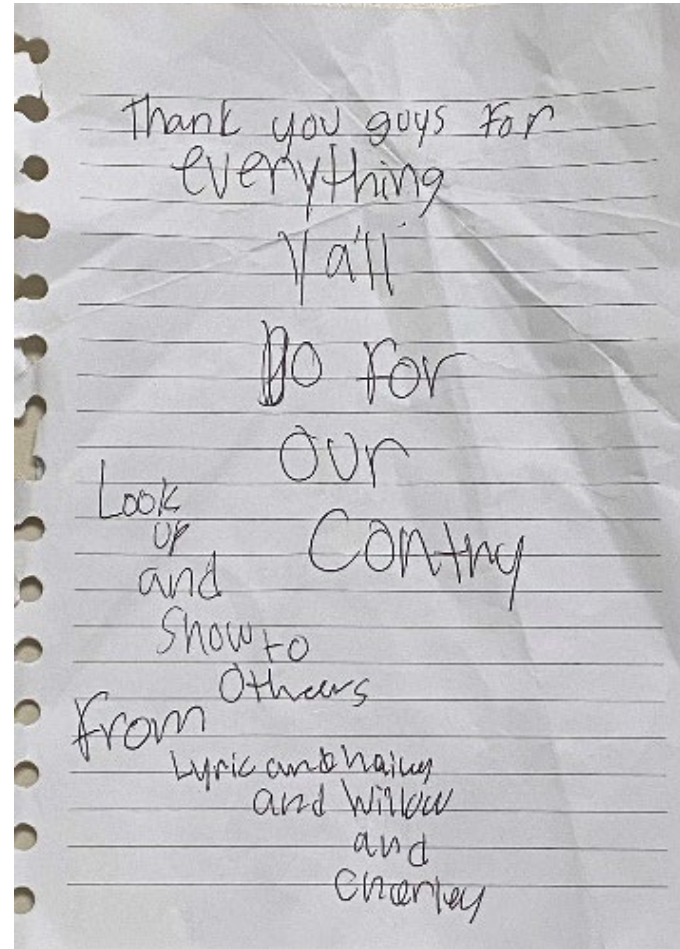
# Amplifying Trust



July 15, 2022

3550 E. Overton  
PNI location

Water Balloon  
event between  
kids and cops



# Amplifying Trust



July 19, 2022

Martin Weiss  
Recreation Center  
summer camp





# Amplifying Trust



July 22, 2022

Back to school  
event and movie  
night held at  
Bachman Lake  
Park





# Amplifying Trust



July 23, 2022

Unidos Back to School  
Health Fair at LG Pinkston  
High School



# Crime Plan – Next Steps



- Place Network Investigations Team
  - Internal DPD team that targets criminal networks with the goal of reducing violent crime (e.g., gang violence)
  - 2 locations are now PNI locations, and our team is actively working the locations daily
- Phase 5 Grids – July 9, 2022
  - Deployed 50 grids after evaluation of Phase 4 deployment in violent crime hot spots
- Focused Deterrence
  - A holistic, resource-intensive process involving multiple law enforcement and community partners
  - The long-term strategy will build upon early plan components, which works collectively to reduce violent crime and lays the groundwork for long-term change





**City of Dallas**

# **Violent Crime Reduction Plan Update**

**Public Safety Committee  
August 8, 2022**

**Questions?**