



City of Dallas

CECAP Annual Report (FY22 Results & FY23 Implementation Work Plan)

**Environment &
Sustainability Committee**

November 7, 2022

Carlos Evans, Director
Susan Alvarez, Assistant Director
Pharr Andrews, Senior Climate Coordinator
Office of Environmental
Quality & Sustainability



- **FY 21-22 Work Plan Accomplishments**
- **CECAP FY22-23 Implementation Work Plan**

Part I: Introduction

Part II: Adaptive Management

Part III: Year Three Focus Areas

Part IV: FY23 Actions and Milestones









Part V: Tracking and Accountability

Part VI: Stakeholder Engagement

Part VII: Budget

FY 21-22 Work Plan Accomplishments



							
<h2>COMPREHENSIVE ENVIRONMENTAL & CLIMATE ACTION PLAN (CECAP)</h2> <p>94% of Year 2 Work Plan Complete!</p> <p>In FY21-22, the City of Dallas completed 248 milestones toward the advancement of climate initiatives in 8 different sectors.</p>							
BUILDINGS	ENERGY	TRANSPORTATION	ZERO-WASTE	WATER RESOURCES	ECOSYSTEMS	FOOD ACCESS	AIR QUALITY



Part I: FY 22-23 Implementation Work Plan



- 30-year plan with 8 focus areas and 97 Actions
- 67 Actions will be activated in FY22-23
- 202 Total milestone activities
- 17 City Departments contributing

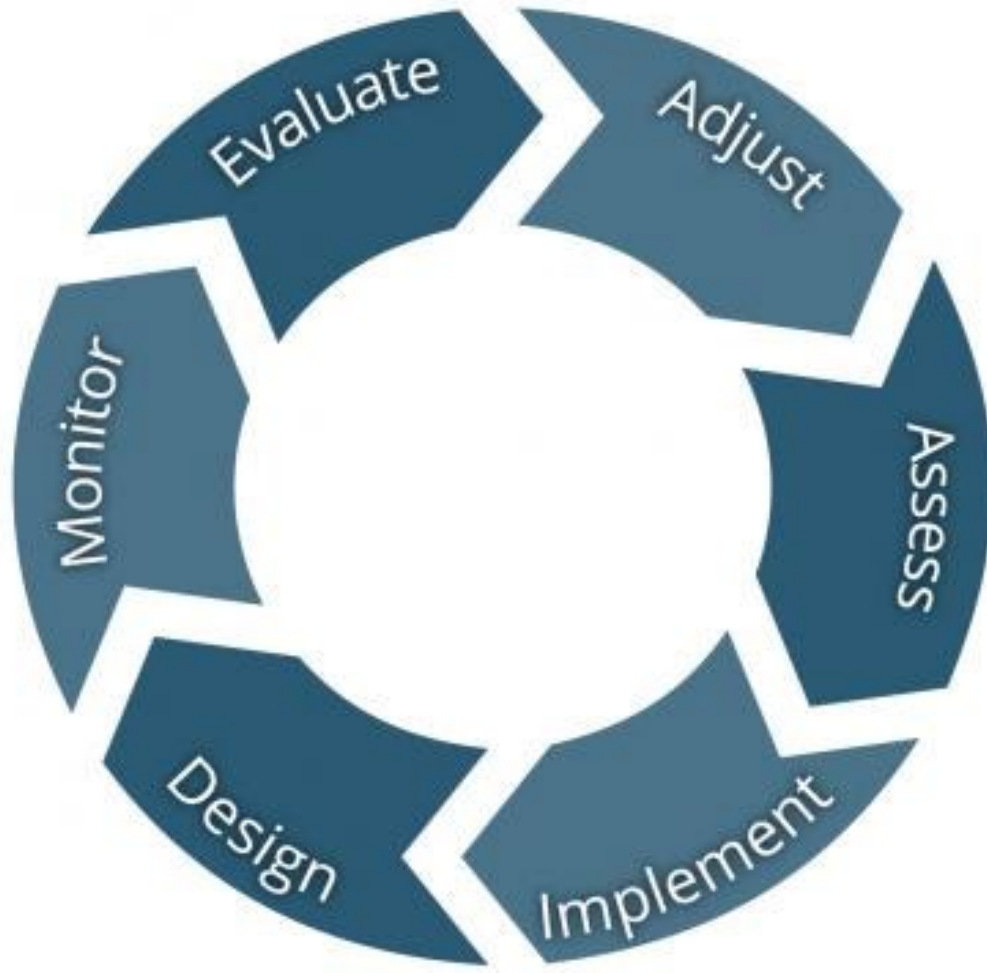
CECAP IMPLEMENTATION WORKPLAN FISCAL YEAR 2022-2023



**BY OFFICE OF ENVIRONMENTAL QUALITY & SUSTAINABILITY
WITH ENVIRONMENTAL COMMISSION
AND LEADING ENVIRONMENTAL ACTIONS FORWARD**



Part II: Adaptive Management



- Adaptive management practices allow an assessment of where the City currently stands, guide future planning, and identify any necessary CECAP plan updates.
- OEQS climate staff updated the greenhouse gas (GHG) inventory using data from 2019.
- Dallas has achieved an 11% reduction from the year 2015 data referenced in the CECAP.
- Despite a population growth of roughly 5% during this time, the community-wide emissions also decreased

Part III: Year Three Focus Areas



We seek intentional connection in our communities.

ENGAGEMENT



Engagement Is About Involving the People Affected!



EMPATHY • ETHICS • EXCELLENCE • ENGAGEMENT • EQUITY

- Year 3 of CECAP implementation will focus on equitably engaging communities and addressing the impacts pollution and climate have on our communities
- Prioritizing equity respects the rights of all members of the community to be informed, consulted, involved and empowered, and protected.



Part IV: FY23 Actions and Activities



City of Dallas

GOAL 1: DALLAS' BUILDINGS ARE ENERGY- EFFICIENT AND CLIMATE RESILIENT.

Why it matters? Homes and places of work can be protected from the impacts of climate change through structural and operational improvements. To reduce GHG emissions in buildings, actions have been developed to enable businesses and institutions (including the City) to reduce their energy use, leveraging a wide range of energy efficiency opportunities. Solutions are aimed at both existing buildings and new construction.

Total actions underway: 10

Total milestones: 27

Table 1: FY 22-23 Goal 1 Buildings Actions and Milestones

Action	Dept	Milestone
B1: Demonstrate leadership in developing a carbon neutrality plan for municipal operations.		
B1	OEQS	Work with BCM, Parks and BSD to update Green Building Policy to reflect current practice towards Net-Zero Carbon
B1	OEQS	Plan and hold Annual North Texas Climate Symposium
B1	OEQS	Plan and implement multi-sector, multi-media, multi-target outreach and engagement program for businesses, education and community stakeholders
B1	OEQS	Update OEQS Website to support greater reach for outreach and engagement

Make The Case

Sector Totals

Milestone by Dept.

Focus Icon





Goal 1: Dallas' buildings are energy efficient and climate resilient.



Why it Matters?

- The combined building and energy sectors account for the highest percentage of GHG emissions in Dallas (64%).
- Of these, 33% is from commercial buildings including offices, restaurants and retailers; 20% from homes, and 8% from the industrial sector.

Total Number of Milestones

- 27 of 202

Total CECAP Actions Activated

- 10 of 16 (63%)

Contributing Departments

- OEQS
- DEV
- AVI
- ECO
- PUD



FY 22-23 Highlights: Buildings



Engagement Milestones

- Host Annual North Texas Climate Symposium
- Partner with RISE to facilitate regional conversation about weatherization efforts

Environmental Justice Milestones

- Provide resources to help homeowners reduce energy use and utility bills

Municipal Milestones

- Incorporate pilot energy storage technology in appropriate City facilities
- Update Green Building Policy to incorporate Net Zero Carbon goals





Goal 2: Dallas generates and uses renewable, reliable, and affordable energy.



Why it Matters?

- Dallas primarily relies on **electricity** that has been **generated by fossil fuels** (17% is generated from coal and 43% from natural gas).
- Although Texas is the largest producer of wind in the country, **renewable energy** (solar, wind and other renewables) only **provides 31% of the grid electricity mix***.

*<https://www.ercot.com/gridinfo/generation>

Total Number of Milestones

- 16 of 202

Total CECAP Actions Activated

- 8 of 11 (73%)

Contributing Departments

- OEQS
- BSD
- HOU
- BCM





FY 22-23 Highlights: Energy



Engagement Milestones

- Continue implementation of Green Warrior Project
- Work with private sector partners to establish renewable energy hubs

Environmental Justice Milestones

- Complete Community Solar Siting Study

Municipal Milestones

- Continuously include renewable energy in design of new City facilities where feasible





Goal 3: Dallas' communities have access to sustainable, affordable transportation options.



Why it Matters?

- The **transportation sector**, which includes private and public vehicles, trains, and planes contributes **38% of GHG emissions** for the City of Dallas.
- The **majority (76.8%) of Dallas residents drive to work alone.**
- **Critical roadway segments are located in FEMA 100-year floodplain.**

Total Number of Milestones

- 28 of 202

Total CECAP Actions Activated

- 12 of 19 (63%)

Contributing Departments

- OEQS
- PUB
- TRN
- EFM
- BCM
- DWU
- PBW





FY22-23 Highlights: Transportation



Engagement Milestones

- Work with regional partners to reduce single occupancy vehicle trips
- Participate in North Texas Regional Transportation Electrification Compact Alliance towards regional EV Infrastructure

Environmental Justice Milestones

- Work with partners to increase electric vehicle charging infrastructure in equity priority areas

Municipal Milestones

- Implement Fleet electrification feasibility study





Goal 4: Dallas is a Zero Waste community.



Why it Matters?

- **Municipal solid waste** represents a small percentage (**less than 1%**) of **GHG emissions** in Dallas. However, waste-based emissions are an **important area for local action**.
- **Extreme weather events** may lead to the unexpected need to deal with the **collection and disposal of large amounts of debris**.
- **Climate change** will impact both the **operations and infrastructure assets** in the waste sector.

Total Number of Milestones

- 19 of 202

Total CECAP Actions Activated

- 5 of 9 (56%)

Contributing Departments

- OEQS
- CCS
- SAN
- PKR





FY 22-23 Highlights: Zero Waste



Engagement Milestones

- Expand current education efforts to inform residents and business owners of options to reduce, reuse and recycle
- Facilitate zero waste education classes for homeowners

Environmental Justice Milestones

- Continue to implement Strategic Illegal Dumping Plan

Municipal Milestones

- Expand landfill methane recovery program





Goal 5: Dallas protects its water resources and its communities from flooding and drought.



Why it Matters?

- The **water and wastewater** sectors together contribute to **less than 1% of Dallas' GHG emissions**; however, access to clean water is foundational **to public health and quality of life**.
- Between **2020 and 2070**, Dallas' **existing water reserves** are **expected to decrease** due to sedimentation and increased evaporation of reservoirs.

Total Number of Milestones

- 46 of 202

Total CECAP Actions Activated

- 13 of 15 (87%)

Contributing Departments

- OEQS
- DWU



Engagement Milestones

- Work with regional partners to host North Texas Water Conservation Symposium
- Continue the “Save Water. Nothing Can Replace It” local public awareness campaign

Environmental Justice Milestones

- Use rating system to educate flood-prone communities

Municipal Milestones

- Evaluate potential ways to go off-grid for wastewater treatment to minimize reliance on electrical grid



Goal 6: Dallas protects and enhances its ecosystems, trees, and green spaces that in turn improve public health.



Why it Matters?

- In Dallas, there are 388 parks totaling **27,038 acres**, plus the roughly 6000-acre Great Trinity Forest. These **green spaces are not evenly distributed** and **only 60% of Dallas residents have access to a park** within a half-mile walk of their homes.
- Open spaces including parks, urban forests, and prairies **can deliver multiple benefits** including reducing the urban heat island effect, sequestering carbon, and managing flooding.

Total Number of Milestones

- 39 of 202

Total CECAP Actions Activated

- 7 of 9 (78%)

Contributing Departments

- OEQS
- PKR
- DWU
- PBW
- DEV
- PUD





Engagement Milestones

- Increase the tree canopy through tree planting events
- Increase community outreach on tree knowledge and forest education

Environmental Justice Milestones

- Support Urban Forest Master Plan implementation

Municipal Milestones

- Continue to update the Park Maintenance Operation Standard with new ecofriendly practices
- Initiate action on electric landscape equipment



Goal 7: All Dallas' communities have access to healthy, local food.



Why it Matters?

- **Access to healthy food for vulnerable communities** in southern and western Dallas is a significant challenge—**36% of Dallas' residents live** in census tracts defined as **food deserts**.
- Food production, distribution and land use accounts for **30% of global GHG emissions** in the U.S.
- The region's food is **heavily dependent on food suppliers** from outside of Texas and the United States.

Total Number of Milestones

- 14 of 202

Total CECAP Actions Activated

- 8 of 14 (57%)

Contributing Departments

- OEQS
- ECO
- CES
- POM





FY 22-23 Highlights: Food/Urban Agriculture



Engagement Milestones

- Convene Urban Agriculture Summit
- Implement comprehensive Urban Agriculture outreach and engagement program

Environmental Justice Milestones

- Support existing program related to locating food resources near transportation hubs.

Municipal Milestones

- Develop local food procurement pilot for City events





Goal 8: All Dallas' communities breathe clean air.



Why it Matters?

- While air quality in North Texas is generally improving, in North Texas, ten counties including **Dallas consistently do not meet the 2008 Federal air quality criteria for ground-level ozone.**
- In 2018, Dallas- Fort Worth was ranked 16th in the American Lung Association's *25 Most Ozone-Polluted Cities*.

Total Number of Milestones

- 13 of 202

Total CECAP Actions Activated

- 4 of 4 (100%)

Contributing Departments

- OEQS
- PUD





FY 22-23 Highlights: Air Quality



Engagement Milestones

- Convene regional air quality monitoring summit with local entities implementing air quality monitoring programs
- Tailor communication to suit need of different communities

Environmental Justice Milestones

- Install neighborhood air monitors in Racial Equity Opportunity Zones

Municipal Milestones

- Continue to promote the commute reduction program to City staff



Air Quality monitor installation at Exline Recreation Center



Part V: Tracking and Accountability



- **Performance Measures (Annual)**
 - 60% actions underway
 - 92% milestones complete
- Performance updates available at Dallas 365 progress tracker
- Detailed milestone Dashboard tracking will continue at: **DallasClimateAction.com**



Part VI: Stakeholder Engagement



ENVS	EVC	RISE	LEAF
Environment & Sustainability Committee	Environmental Commission	Regional Integration of Sustainability Efforts	Leading Environmental Actions Forward
<ul style="list-style-type: none">• Elected Officials• 7 Members• Directs CECAP Implementation• Meets monthly first Monday	<ul style="list-style-type: none">• Dallas Residents• 15 Voting members• 8 technical experts• Advises on CECAP Implementation• Meets monthly	<ul style="list-style-type: none">• North Texas Municipalities• Hosted by NCTCOG• Supports CECAP and other regional initiatives• Meets quarterly	<ul style="list-style-type: none">• City Staff• Departments implementing CECAP• Provides CECAP status updates• Meets quarterly



Part VII: Budget



- The FY 22-23 Budget includes a total of over \$100 million in funding tied to specific CECAP actions
 - Over 2 million dollars in funding enhancements for direct CECAP implementation, by OEQS
 - Over 18 million in funding enhancements administered by other contributing departments
- OEQS Team will grow from 100 to 106 authorized persons to support CECAP activities
- All milestones are subject to related annual budget appropriations





Questions?



CECAP Annual Report (FY22 Results & FY23 Implementation Work Plan)

**Environment &
Sustainability Committee**

November 7, 2022

Carlos Evans, Director

Susan Alvarez, Assistant Director

Pharr Andrews, Senior Climate Coordinator

**Office of Environmental
Quality & Sustainability**

