

2022
PLANO INDEPENDENT SCHOOL DISTRICT

2023

SAFETY & SECURITY UPDATE



Dr. Mandi Murphy

Dir. for Emergency
Management
& Safe Schools
PISD



December 2022

Ongoing Protocols & Programs

Partnership and Collaboration with Local Law Enforcement

- School Resource Officers (SROs) at all secondary campuses.
- Elementary campus patrols.
- Traffic direction by uniformed police officers as needed.
- Security provided by uniformed police officers as needed at campus and district events/competitions.

Security Personnel Supporting Campuses

- Four Security Specialists serving designated campuses & focused on safety and emergency preparedness.
- Canine (K9) Detection Services.
- Two Safety Monitors at each senior high who respond to safety concerns, monitor cameras and control access to doors from the campus safety office.

Background Checks

- Criminal background checks required for applicants for employment, volunteers, mentors and contractors.
- All campuses and facilities use the RAPTOR electronic visitor management system.

Campus Tools

- District Emergency Operations Plan (and related app).
- Campus Emergency Plan.
- Standard Response Protocol.


Technology & Infrastructure

- Interior & exterior video surveillance systems.
- Intercom and video systems at visitor entries.
- District-wide emergency radio system.
- Alarm systems.
- Restricted campus safety vestibules.
- Monitored access doors at senior high schools.
- SHS TeleCenter U console and public address system.

Featured Protocols & Practices

Administrator's Emergency Guide

- Hard copy kept in front office
- Reviewed/discussed at staff meetings



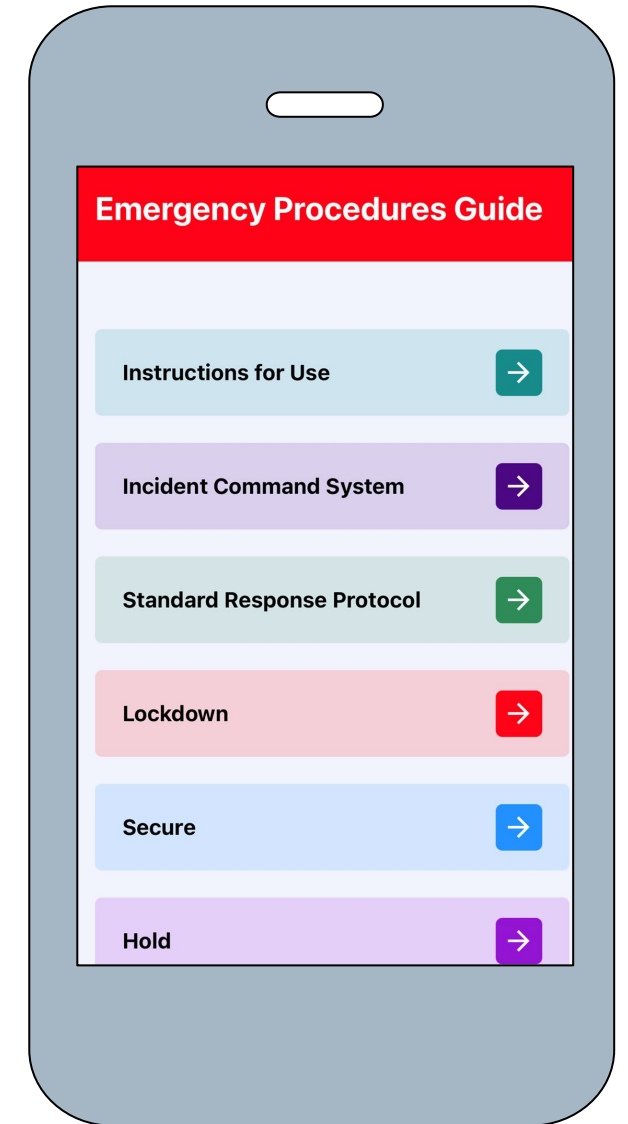


My-EOP

Featured Protocols & Practices

My-EOP Mobile App

- Identical to hard copy guides
- Every employee can install on smart phone or Ipad
- No internet connection needed after download
- Can be used as a training tool at staff meetings—pick a card to discuss



Featured Protocols & Practices

Random K9 Detection Sweeps

- Visit secondary campuses
- Classrooms, bathrooms, locker rooms, etc.
- Parking lots at Senior Highs
- Luggage before departing for school trips
- Dogs will alert on drugs and/or gunpowder



A red-tinted photograph of a school hallway. On the left and right sides are rows of metal lockers. A round clock is mounted on the left wall. In the center of the hallway, a person with a backpack is walking away from the camera. The floor is highly reflective, showing the person and the lockers. The ceiling has recessed square lights.

New Expectations in 2023...

State-Mandated Requirements for Safety and Security

- Ensure the School Safety and Security Committee meets to review the Emergency Operations Plan and address any campus safety needs. This includes reviewing the **Active Threat plan**.
- Ensure the **School Behavioral Threat Assessment Team** is trained and has reviewed procedures for each campus.
- Ensure that all staff and substitutes are trained on their specific district and **campus safety procedures** and that all drills were scheduled before the start of school.
- Completed these efforts by September 1, 2022, and certified this data to the TxSSC on September 9, 2022.
- Conducted an assessment of their access control procedures, such as single access points, locked instruction room doors, visitor check-in procedures, exterior door locks, etc.



State-Mandated Requirements for Safety and Security

- Conducted a **summer targeted partial safety audit**, which covered all instructional facilities, and included:
 - Conducting an **exterior door safety audit**
 - Reviewing protocols regarding interior doors
 - Reviewing **access control** processes and visitor protocols

TEA
Texas Education Agency
TEXAS STATE
TEXAS SCHOOL SAFETY CENTER

Summer Targeted Partial Safety Audit

Directions:
Part 1: Please assess the following safety and security related activities and answer each question accordingly using the drop downs where provided. Answer options are NO, N/A or N/AS. If an activity is not applicable to the campus/facility then a response of N/A is appropriate. Selecting N/AS (Not Assessed) should only be used in rare cases when legitimate physical limitations exist (e.g., facility construction in progress, exposure to dangerous or hazardous materials could occur) and prevent the designated LEA/campus staff from safely assessing the activity. If N/AS is selected for an answer, LEA should provide additional context in the 'LEA Identified Actions' field and indicate when the activity will be reassessed.
Part 2: Please review your answers to identify: 1) the actions your LEA needs to take 2) who will oversee the identified next steps and 3) the timeframe for completion. Choose to update the 'Status' column (e.g. complete, in progress, etc.) to support monitoring progress towards completion of the identified actions.

Special Note: Each local education agency (LEA) should complete the Summer Safety and Security Review. The data should be used locally to inform priorities to ensure all campuses/facilities are more secure within each district. LEAs are responsible for locally maintaining the (2022) Summer Targeted Partial Safety Audit for all campuses/facilities, and certifying the audit upon request from the Texas School Safety Center by September 2022.

Activity	Answer	LEA Identified Actions	Team(s) Responsible	Completion Date
Staff and Student Characteristics				
1	How many staff members are at this school/facility?	(not applicable)		
2	What is the total enrollment of students?			
School/Facilities				
3	Which of the following best describes the school/facility?			
Instructional Facility - Policies and Procedures				
Access Control: Exterior Doors				
4	A policy is in place to ensure exterior doors are closed and locked, such that visitors can only enter the facility through primary entrances.			
Access Control: Visitor Procedures				
5	Staff have been trained on visitor procedures including what forms of identification are allowable and under what situations visitors are allowed to enter the building.			

Introduction (Optional) Cover Sheet **SUMMER TARGETED PARTIAL AUDIT** COMPANION GUIDE



PISD Safety & Security...Committed to Excellence



Hired a New Position:

Director of Emergency Management & Safe Schools

- Serve as the district's emergency management coordinator for purposes of developing, maintaining, implementing and revising the District's Multi-Hazard Emergency Operations Plan (MEOP) in compliance with applicable law and regulations.
- Oversee effective implementation of the Campus Emergency Plans and provide leadership and direction to each campus, including professional learning and training requirements.
- Direct and coordinate state-mandated safety and security audits of campuses and other district facilities as well as assist in compliance with other SB 11 requirements.
- Direct, coordinate and maintain records of all emergency drills and other campus safety related compliance documentation.



**IN AN EMERGENCY
TAKE ACTION**

TAKE ACTION

HOLD! In your room or area. Clear the halls.

STUDENTS	ADULTS
Close and remain in room or announced area	Close and lock the door
	Account for students and adults
	Do business as usual

HOLDING
STUDENTS
... halfway

STUDENTS
Clear the hallways and remain in room or area until the "All Clear" is announced.
Do business as usual.

ADULTS

ADULTS
Close and lock the door
Account for students and adults
Do business as usual

SECURE!
inside

Get Inside
STUDENTS
...to inside

STUDENTS
Return to inside of building
Do business as usual

side doors.

ADULTS
Bring everyone indoors
Lock outside doors
Increase situational awareness
Account for students and adults
Do business as usual

LOCKDOWN! Locks, lights, out of sight.



STUDENTS

STUDENTS
Move away from sight
Maintain silence
Do not open the door

lights, ADULTS

ADULTS
 Recover students from hallway if possible
 Lock the classroom door
 Turn out the lights
 Move away from sight
 Maintain silence
 Do not open the door
 Prepare to evade or defend

EVACUATE! (A location may be specified)

ADULTS
 Lead students to Evacuation location
 Account for students and adults
 Assist if missing, extra or injured students



EVACUATE STUDENTS

STUDENTS
Leave stuff behind if required to
If possible, bring your phone
Follow instructions

ADULTS
and studen

ADULTS
Lead students to Evacuation location
Account for students and adults
Notify if missing, extra or injured students
or adults

STUDENT: Leave stuff behind if possible, bring your

Follow instructions

SHELTER! Hazard and
STUDENTS safety strategy



SHELF
STUDENTS
appropriate

SHELF STUDENTS
appropriate safety strategy

Use appropriate
for the hazard

Hazard
Tornado

Tornado
Hazard
Earthquake

Earthquake
Tsunami

Safety Strategy
Evacuate to shelter area.

Seal the room
Cover and hold

Seal the room
Drop, cover and hold

Drop, cover, and hold on
Get to high ground

center, CO. The Standard I
for details.

ADULTS

ADULTS
Lead safety strategy
Account for students and adults
Notify if missing, extra or injured students
or adults



© Copyright 2000-2001, All Rights Reserved. The "Lose Us/Save Us" Foundation, Corvallis, OR. The Standard Response Protocol and Logo are Trademarks of The "Lose Us/Save Us" Foundation and may be registered in various jurisdictions. This material may be duplicated for distribution per "LSP" Terms of Use. "LSP" T-shirt, 2001, Poster, 2001.
 www.loseus.com
 (503) 426-0250 or http://www.loseus.org

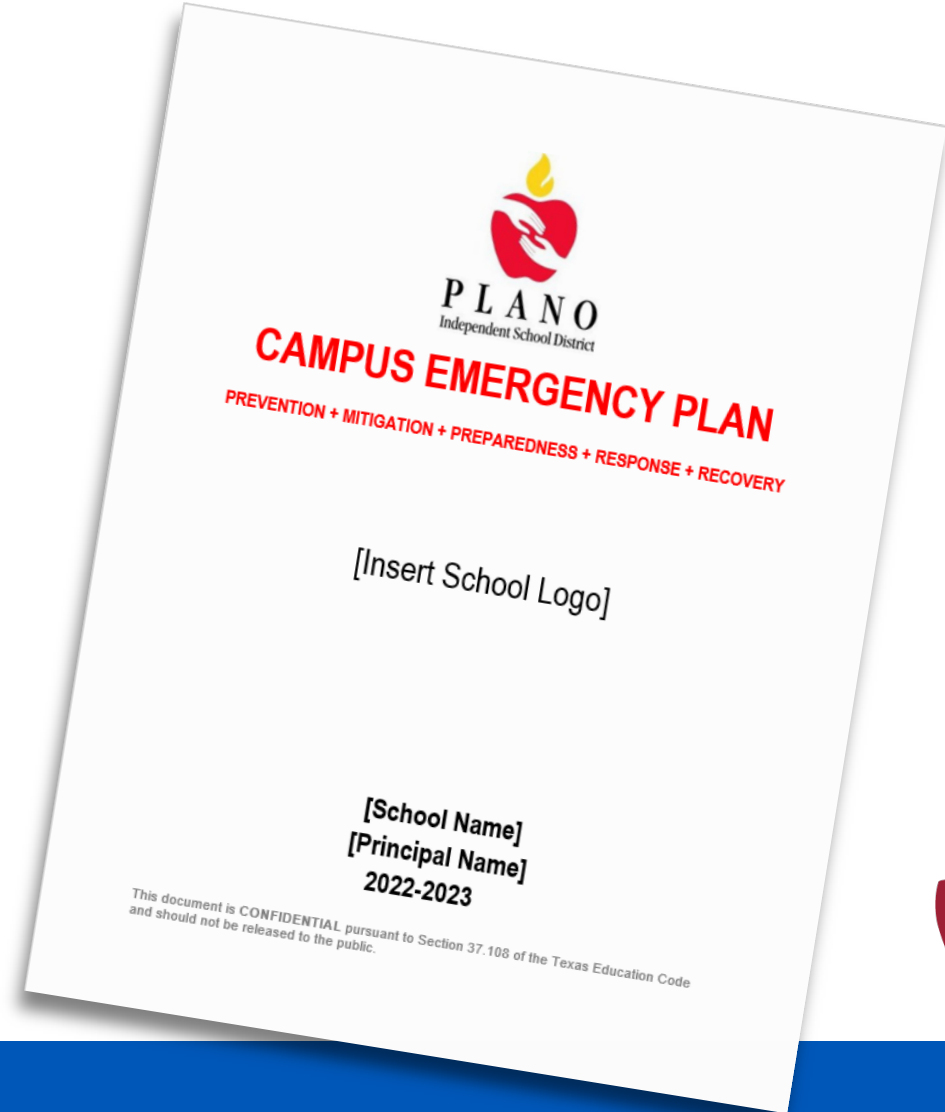
- Addition of “Hold”
- Change from “Lockout” to “Secure”
- SRP Training for **ALL** students PK-12



Campus Emergency Plans

New for the 2022/2023 School Year

- Mid-year (**January**) review of all Campus Emergency Plans.



Unannounced Campus Inspections

- Inspecting campuses to ensure compliance with safety and security procedures, e.g.:
 - Visitor protocols
 - SRP signage in the hallways and classrooms
 - Interior and exterior doors closed and locked
 - Staff knowledge of SRP protocols
 - Proper use of ID badges



Additional New Security Measures

- Each instructional facility is conducting **weekly sweeps of all exterior doors** to ensure proper working condition and that standards are being followed. Immediate corrective action is taken if standards have not been met.
- We are also conducting **intruder assessments more frequently** at all instructional facilities. This is in addition to the Intruder Detection Audit being conducted statewide by the Texas School Safety Center.





BOND PLANNING TASK FORCE

Bond Proposal

Planning for the Future

The following items were determined as critical needs by the Future Forward Bond Planning Task Force.

- Additional Safety & Security Infrastructure (Outcome of Facility Safety Audit)
- Building Exterior and Parking Lot Security Camera Enhancements (Senior Highs)
- Shatter Resistant Window Film
- Burglar Alarm Panel Upgrades
- Access Control System Additions/Upgrades
- Centralized Emergency Operations Location
- Security Camera Infrastructure Improvements
- Security Camera Lifecycle Management
- Two-Way Radio Replacements



Bond Proposal

Planning for the Future - Facility Audit

- To address future security updates, and to ensure taxpayer dollars will be spent effectively, the Board of Trustees approved a **site-by-site** safety and security audit of district facilities.
- The audit, conducted by **PBK Architects**, considered the specific needs of each building from a design standpoint.
- Bond Proposition B, **\$40 million**, addresses needs identified through the audit. PISD Board will determine the order of priority.





Thank you!

Dr. Mandi Murphy

Dir. for Emergency
Management
& Safe Schools
469 - 752-8107

