



**City of Dallas**

# **2024 Bond Program and Technical Criteria Update**

**City Council Briefing  
June 21, 2023**

Ali Hatefi, P.E., Director - PBW  
Ghassan Khankarli, Ph.D, P.E., Director - TRN  
Jennifer Nicewander, P.E., (I) Director - BCM  
Matt Penk, P.E., Assistant Director - DWU  
Amani Saleh, Ph.D. Assistant Director - BSD  
Christina Turner-Noteware, P.E., Assistant Director  
– PKR

City of Dallas

# Purpose



- Review Technical Criteria Input for:
  - Public Works (PBW)
  - Dallas Water Utilities (DWU)
  - Transportation (TRN)
  - Bond & Construction Management (BCM)
  - Building Services Department (BSD)
  - Parks and Recreation Department (PKR)
- Reply to comments from Council regarding Technical Criteria
- Review past and possible 2024 Bond Allocations
- Community Outreach
- Schedule Update



# Proposed Bond Technical Criteria



## Background:

- Each Department develops their own Technical Criteria based on departmental needs/concerns/expertise.
- Departments score the Needs Inventory with a maximum of an 80-point technical score.
- After the technical score has been assigned, the points for the 'Priority Areas-Overlays' will be assigned to each project by the Department of Data Analytics and Business Intelligence.
  - 10 points for priority overlays
  - 10 points for Equity

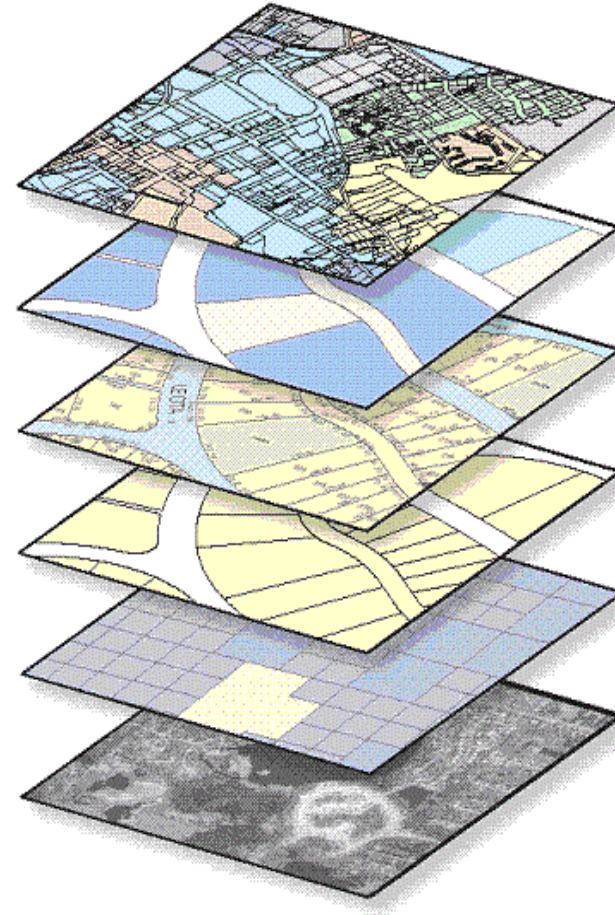
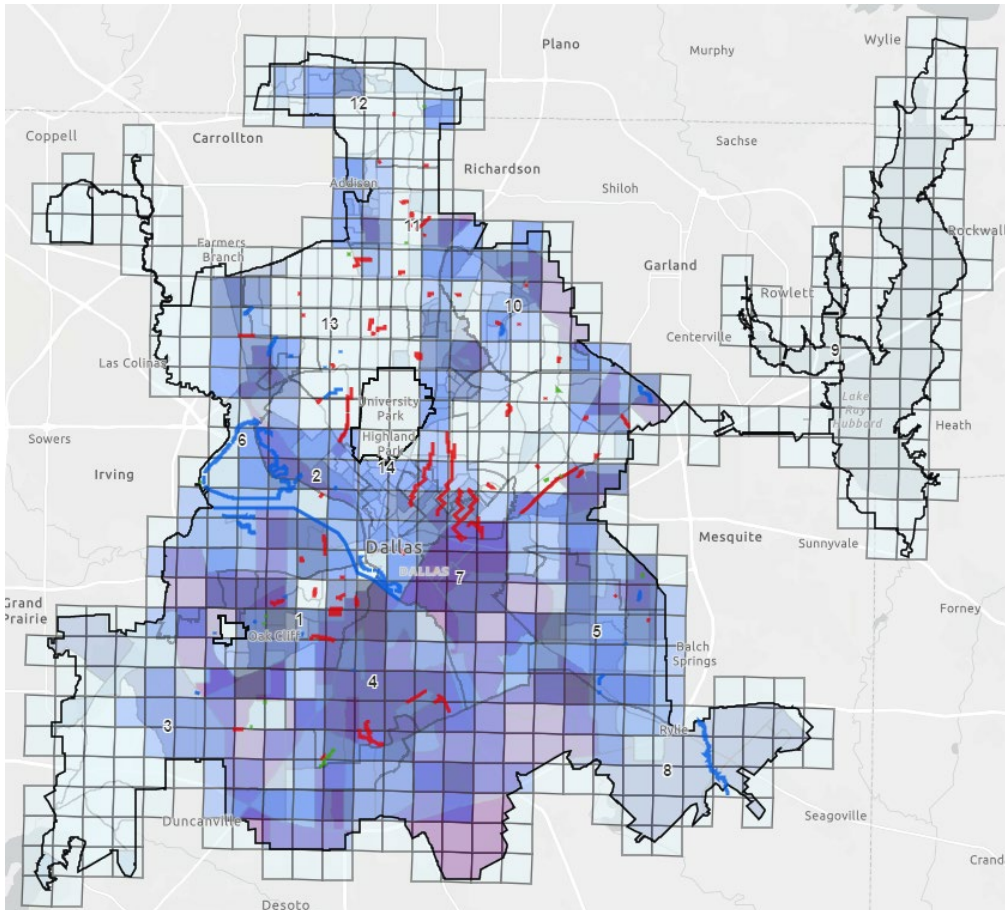




# Priority Areas – Overlay Process



- The priority areas were determined by overlaying multiple data layers (see image below) and have been added to the 'GIS Technical Scoring Tool' for reference.



## **2 Points Each**

High Crime Areas

TOD (DART Sites)

Market Value Analysis

311 Service Requests

Identifying calls for Flooding, Speeding, Traffic Calming, Potholes, Street Resurfacing, and Illegal Dumping

Intersection/ Project Overlay

## **Equity Impact Assessment (EIA)** **Score Up to 10 Points**

Working with Office of Equity & Inclusion

- Entire city is given a ranking; 1-5
- EIA score multiplies ranking by 2 for total points used.



# Proposed Bond Technical Criteria



- Economic Development Proposition
- Housing Proposition
- Homeless Solutions Proposition
  - All non-infrastructure department led propositions
  - Bond Funds become available for projects as they are developed and approved by council, up to the proposition limit.
    - February 6, 2023 - Economic Development briefed the Eco-Dev Committee by memo.
    - April 24, 2023 - Housing briefed the Housing and Homeless Solutions Committee.
    - May 22, 2023 - Homeless Solutions – Briefed the Housing and Homeless Solutions Committee.



# Proposed Bond Technical Criteria



## Department of Public Works Streets Proposition



# Proposed Bond Technical Criteria - PBW



Category	Pvmt Cond. Index	Street Class.	Time in Needs Inven.	DWU Work Plan	SWMP High Priority	Rear Entry	Gar - bage Pickup	Existing ROW Avail.	Outside Funding Avail.	Time to Provide Local Match	Region - al Signif.	Cond. of Com - ponent s	Critical Service Disruption	Age of Struct.	Critical Structu- ral Elemen t Eval.	Overlay & Equity Score	Total
Improved Streets	50	15	10	5												20	100
Unimproved Streets	50		10	5	15											20	100
Alleys (Improved & Unimp.)	30		<u>10 (20)</u>			<u>15 (10)</u>	<u>15 (10)</u>	10								20	100
Partnership									50	20	10					20	100
Bridges & Culverts		10										<u>60 (50)</u>	<u>10 (20)</u>	<u>10 (20)</u>	<u>10 (0)</u>	0	100

Note: number in the parenthesis was the score previously presented.



# Proposed Bond Technical Criteria



## Council Input

**Street projects should use actual traffic volumes rather than street classification.**

- *Public Works investigated available traffic data from NCTCOG. The data appears to not be current or useful to assign traffic volumes to roads. Therefore, in absence of traffic data, the functional street classification is used where Arterials, Collectors, and Local streets are assigned 15 points, 10 points, and 5 points, respectively.*





# Proposed Bond Technical Criteria



## Council Input

**Have PBW scoring for Improved and Unimproved street reconstruction have points associated with projects that address the Vision Zero Policy?**

- One of Transportation's project category is vision zero/safety. This category is intended to address the causes of fatal and severe injury crashes at high injury locations. The project list from this category will be overlaid with Public Work's list and additional 2 points will be allocated to Public Work's projects.



# Proposed Bond Technical Criteria



## Department of Transportation Transportation Proposition



# Proposed Bond Technical Criteria - TRN



	Overlay & Equity Score	Safety	Environ. Sustain.	Economic Vitality	Prevent Critical Failure	Project Readiness	Future O&M Costs	TOTAL
<b>Partnership Project - Funded</b>	20	15	15	15	10	15	10	100
<b>Partnership Project - Prospective</b>	20	15	15	15	10	15	10	100
<b>Traffic Signal - Upgrade</b>	20	15	10	10	30	5	10	100
<b>Traffic Signal - Warranted Signal</b>	20	20	20	20	0	10	10	100
<b>Street Lighting</b>	20	30	15	15	0	10	10	100
<b>Vision Zero/Safety</b>	20	40	10	5	5	10	10	100
<b>Quiet Zone</b>	20	15	15	30	0	10	10	100
<b>Complete Street</b>	20	20	20	15	5	10	10	100
<b>Thoroughfare Expansion</b>	20	15	20	20	5	10	10	100





## Dallas Water Utilities Flood Protection and Storm Drainage Proposition



# Proposed Bond Technical Criteria - DWU



## Flood Protection and Storm Drainage Category

Category	Frequency of Flooding	Depth of Flooding	Depth x Velocity	No. of Structures	Ratio of project Costs Per Protected Structure.	Type/ Effects of Flooding	Depth of 100-yr Flood	Ratio of Bank Distance to Structure/ Depth of Creek	Rate of Bank Loss	Ratio of Cost/ # Structures Protected	Type of Threat
Flood Management	25	30		3x# of Structure	10						
Storm Drainage Relief	25			3x# of Structure	10	20	30				
Erosion Control								40	40	20	15

\*Raw score to be normalized to 80-point scale consistent with participating Bond departments





# Proposed Bond Technical Criteria

## Council Input

Use the importance of a building affected on a scale of 1-5, not just the number of buildings. Giving preference for effect on critical infrastructure buildings, important city and public safety facilities, hospitals, major employers, high dollar installations etc.

*DWU will look at flood management and storm drainage projects in the needs inventory and determine their impact on critical buildings using a spatial analysis (GIS). Critical buildings will be broken into the following categories in ascending priority and projects could be assigned up to an additional 5 points.*

- 1 – Large Commercial
- 2 – Schools
- 3 – City Facilities
- 4 – Public Safety Facilities
- 5 – Hospitals





## Bond & Construction Management Critical Facilities Propositions New Build, Renovations, or Replacements

- Note: BCM & BSD have been working with their client departments to ensure that the priority projects are identified then scored based on Technical Criteria.



# Proposed Bond Technical Criteria – BCM



## Technical Criteria for New, Replacement and Rehabilitation

Criteria No.	Technical Criteria	Description	Max Score
1	Community & Stakeholder Support	Request from Community and Stakeholders for development	15
2	Site Acquisition Status	Site identified and acquisition is in progress or has been acquired	10
3	Design Status	Consultant selected, project designed or is shovel ready for bids	5
4	Economic Vitality	Integrate development investments with land use and economic priorities to improve quality of life	10
5	Current Master Plan	Comprehensive evaluation, new permanent facility will meet program needs for 30-40 years.	10
6	Leverage Funds	Project will leverage funds such as grants or private matching funds	10
7	Prior Phase Complete	for multi-phase projects, if prior phase(s) has been completed	10
8	Safety	Address health and safety issues identified in current facilities and to meet 21st century challenges.	10
9	Equity & Overlay Tool	Citywide initiative that provides the framework for utilizing the Equity Impact Assessment Score and multilayer overlay tool.	20
Total Possible Score			100

\*City-wide initiatives that provides City leadership with a strategic framework for ongoing decision making.





# Proposed Bond Technical Criteria



## Building Services Department Critical Facilities Proposition Major Maintenance



# Proposed Bond Technical Criteria – BSD



## Major Maintenance Criteria Description

Criteria No.	Technical Criteria	Max Score
1	Priority Level Based on Building Condition Priority 1 - Currently Critical - 30 points Priority 2 - Potentially Critical (Year 1) - 20 points Priority 3 - Necessary / Not Yet Critical (Year 2-5) - 10 points	30
2	Improves O&M	20
3	Design Plans Status	5
4	Identified on 2017 Facility Condition Assessment	10
5	Improves Facility's Resiliency, safety and/ or CECAP goals	15
6	Equity & Overlay Tool	20
Total Possible Score		100



# Proposed Bond Technical Criteria



## Parks and Recreation Department Park Propositions



# Proposed Bond Technical Criteria – PKR



## Parks and Recreation Department Criteria

Criteria No.	Technical Criteria	Max Score
Technical Criteria Optional Criteria Equity Score	The technical criteria is used to help prioritize projects within the same category only. (Parks, Trails, Site Development, Playgrounds, Aquatics, Service Centers, Recreation Centers, Amenities, Land Acquisition, etc.)	50
	Criteria Based on Council and Citizen Driven Priorities	25
	Social Vulnerability, Park Access and/or Park Investment	25
	<b>Total Possible Score</b>	<b>100</b>





# Past Bond - Allocations



Proposition	2003	2006	2012	2017	Grand Total
City Facilities	\$52,580,000	\$42,695,000		\$18,157,000	<b>\$113,432,000</b>
Cultural facilities	\$28,910,000	\$60,855,000		\$14,235,000	<b>\$104,000,000</b>
Economic Development	\$9,200,000	\$70,680,000	\$55,000,000	\$41,300,000	<b>\$176,180,000</b>
Fair Park				\$50,000,000	<b>\$50,000,000</b>
Homelessness	\$3,000,000			\$20,000,000	<b>\$23,000,000</b>
Housing	\$3,030,000	\$1,500,000		\$14,100,000	<b>\$18,630,000</b>
Library Facilities	\$55,525,000	\$46,200,000		\$15,589,000	<b>\$117,314,000</b>
Parks	\$100,520,000	\$343,230,000		\$261,807,000	<b>\$705,557,000</b>
Public Safety	\$43,220,000	\$63,625,000		\$32,081,000	<b>\$138,926,000</b>
Flood & Drainage	\$16,435,000	\$334,215,000	\$326,375,000	\$48,750,000	<b>\$725,775,000</b>
Streets & Transportation	\$266,860,000	\$390,420,000	\$260,625,000	\$533,981,000	<b>\$1,451,886,000</b>
<b>Grand Total</b>	<b>\$579,280,000</b>	<b>\$1,353,420,000</b>	<b>\$642,000,000</b>	<b>\$1,050,000,000</b>	<b>\$3,624,700,000</b>



# 2024 Possible Bond Allocations



Proposition	Original Scenario Presented	Average of Council Feedback	Department Request	Possible Scenario
Streets	\$485,000,000	\$396,500,000	\$520,000,000	\$400,000,000
Park & Recreation	\$125,000,000	\$175,000,000	\$400,000,000	\$150,000,000
Transportation	\$50,000,000	\$48,500,000	\$176,000,000	\$50,000,000
Flood Protection, Storm Drainage and Erosion Control	\$35,000,000	\$60,500,000	\$150,000,000	\$50,000,000
Housing Infrastructure	\$125,000,000	\$150,000,000	\$150,000,000	\$80,000,000
Economic Development	\$100,000,000	\$52,000,000	\$100,000,000	\$30,000,000
Public Safety Facilities - Combined	\$25,000,000	\$52,500,000	\$0	\$0
Public Safety Facilities - Fire	\$0	\$0	\$93,000,000	\$25,000,000
Public Safety - Fire Training Facility	\$0	\$0	\$25,000,000	\$5,000,000
Public Safety Facilities - Police	\$0	\$0	\$270,000,000	\$5,000,000
Public Safety - Police Training Facility	\$0	\$0	\$50,000,000	\$50,000,000
Cultural and Performing Arts Facilities	\$15,000,000	\$48,000,000	\$68,500,000	\$50,000,000
City Facilities	\$25,000,000	\$28,250,000	\$76,000,000	\$25,000,000
Library Facilities	\$15,000,000	\$25,000,000	\$54,000,000	\$35,000,000
Homeless Assistance Facilities	\$0	\$10,500,000	\$38,000,000	\$20,000,000
Information Technology	\$0	\$16,900,000	\$135,000,000	\$25,000,000
<b>Grand Total</b>	<b>\$1,000,000,000</b>	<b>\$1,063,650,000</b>	<b>\$2,305,500,000</b>	<b>\$1,000,000,000</b>



# BCM Community Outreach



## Community Outreach Efforts:

- 13 Committee or Council Briefings on Bond Update, Technical Criteria or Needs Inventory.
- 10 Townhall Meetings, an additional 6 scheduled.
- 36 submissions from Townhall Survey, as of June 13<sup>th</sup>.
- 14 Community Requested Meetings.
- 3 BCM Virtual Open Houses, monthly on-going.
- 22 Community Bond Task Force and subcommittee meetings.
- 335+ requests for projects from BCM 2024 Bond Project Form.

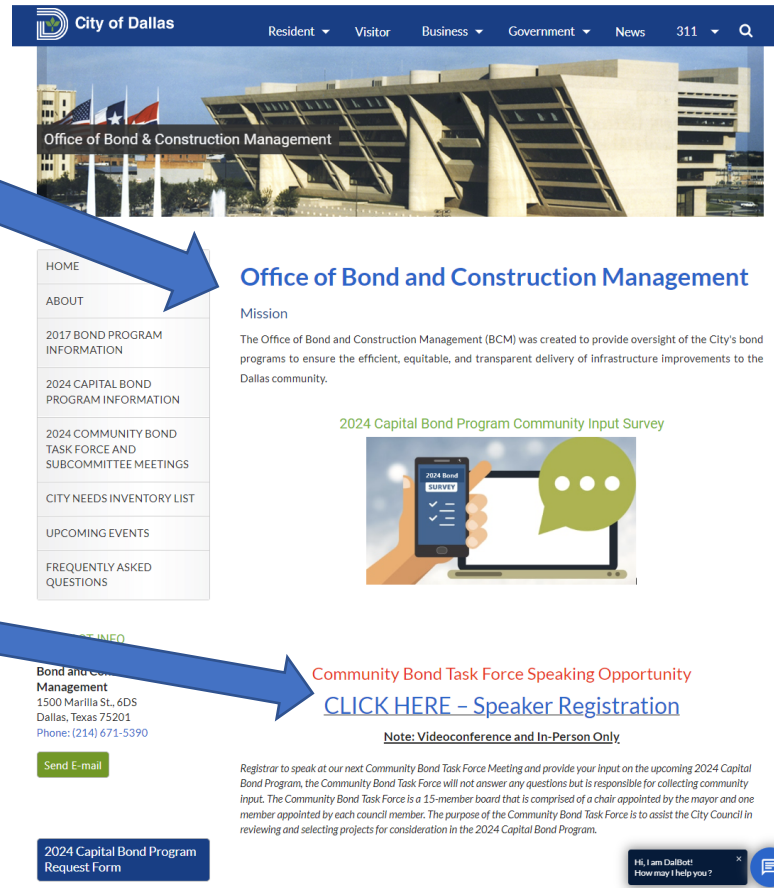


# BCM Community Outreach



## Bond Office Website:

- Link to a community survey regarding priorities of the 2024 Bond.
- Link to register to speak at the Community Bond Task Force.



Community Bond Task Force and Subcommittee Informational Brochure



2024 CBTF Brochure





# Next Steps



Month/Year	Tasks
<b>June 2022 - August 2023 (in-progress)</b>	<ul style="list-style-type: none"> <li>Finalize the Technical Criteria, (Briefed committees, briefed council on May 17, 2023)</li> <li>Complete and Present City Needs Inventory, (on-going)</li> <li>Meetings with council districts, (on-going)</li> <li>Community Engagement Strategy, (in progress)</li> <li>Establish Community Bond Taskforce, (complete)</li> <li>Engage Office of Procurement/Small Business Center to identify opportunities for small-businesses, (In progress)</li> <li>Meet with contractor associations and (in progress)</li> <li>Meet with the American Council of Engineering Companies. (on-going)</li> </ul>
<b>February/March 2023</b>	Committee briefings on technical criteria. (complete)
<b>February 2023</b>	Distribute CBTF Guidelines and Appointee Form to City Council. (complete)
<b>May/June 2023</b>	<ul style="list-style-type: none"> <li>City Council briefing to on technical criteria.</li> <li>Begin monthly public outreach campaign. ←</li> </ul>
<b>May - September 2023</b>	2024 Community Bond Task Force meetings (May, June & August) ← Capital Bond Program – Townhall Meetings (September)



# Next Steps



Month/Year	Tasks
<b>September 2023</b>	Budget & Management Services, Finalizes themes and bonding capacity.
<b>Sept./Oct. 2023</b>	Finalize City Needs Inventory Briefing & Briefing for Council to select size and goals for the bond program.
<b>Sept./Oct. 2023</b>	City Council briefing on updated financial capacity based on Tax Year 2023 Certified Property Values.
<b>Oct. 2023/May 2024</b>	Community Stakeholder Engagement.
<b>November 2023</b>	CBTF finalizes list of Recommended Projects. Present Proposed Bond Program Themes and Financial Capacity to City Council.
<b>December 2023</b>	City Council briefing by City Manager and CBTF Chair of Draft Proposed 2024 Bond Program. Public Hearing to receive comments regarding the 2024 Bond Program
<b>January 2024</b>	Public Hearing to receive comments regarding the 2024 Bond Program (if needed). City Council Briefing of recommended Bond Program.
<b>January 2024</b>	City Council finalizes bond program and calls the election for May 2024. For a May 4, 2024, Election, 90-days before would be February 3, 2024. Council Meeting Prior to February 3, 2024, is January 24, 2024
<b>May 2024</b>	Bond Election.





# QUESTIONS?





**City of Dallas**

# **2024 Capital Bond Program Technical Criteria and Bond Program Final Update**

**City Council Briefing  
June 21, 2023**

Ali Hatefi, P.E., Director - PBW  
Ghassan Khankarli, Ph.D, P.E., Director - TRN  
Jennifer Nicewander, P.E., (I) Director - BCM  
Matt Penk, P.E., Assistant Director - DWU  
Amani Saleh, Ph.D. Assistant Director - BSD  
Christina Turner-Noteware, P.E., Assistant Director –  
PKR

City of Dallas