

DPD 2020 Violent Crime Reduction Plan

**Public Safety Committee
January 13, 2020**

**Reneé Hall, Chief of Police
Dallas Police Department**

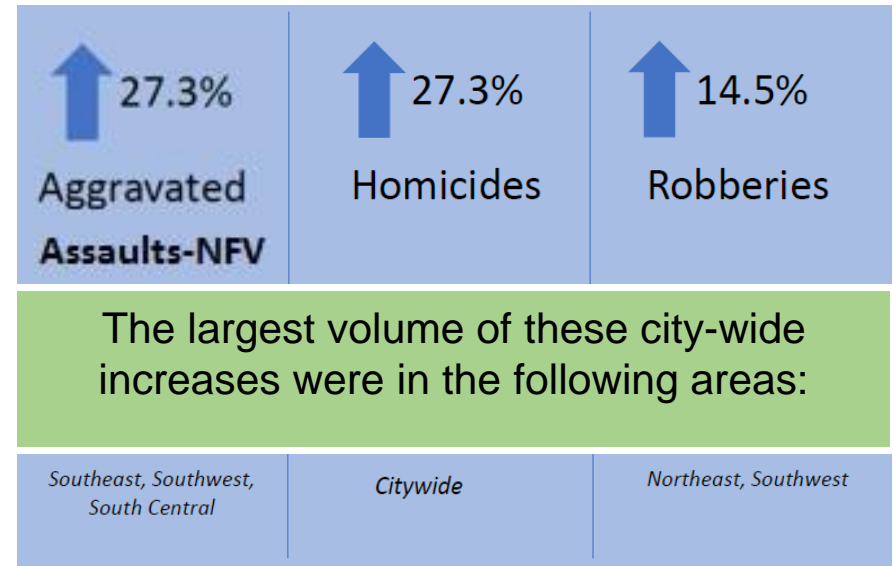


Presentation Overview

- Historical Review
- 2019 Operations and Initiatives
- Go Forward Approach to 2020
- 2020 Crime Plan
 - Background/Trends
 - Goals
 - Metrics for Success
 - Objective Timeline
- Next Steps

Historical Review

- Crime in Dallas rose 3.92% from 2018
- Largest increase was in violent crimes
- Notable decreases in some property crime categories:
 - 13.8% Decrease in residential burglaries
 - 12.8% Decrease in fraud offenses



Historical Review - City Comparison Violent Crime Per Capita

Violent Crime Rate (Jan-Sept) Per 100,000 Residents		
Department	2018 Violent Crime Rate	2019 Violent Crime Rate
San Diego	276.9	276.4
Las Vegas Metro	447.8	389.3
New York City	408.8	419.1
Chicago	487.9	434.0
Phoenix	495.1	465.9
San Antonio	484.6	514.6
Dallas	457.2	527.4
Los Angeles	563.4	551.1
Philadelphia	680.9	706.8
Houston	789.0	795.1

Highlighted cities experienced an increase in violent crime per capita.

Source: Major Cities Chiefs Association 3rd quarter violent crime report.

Dallas and Houston are the only cities utilizing NIBRS.

2019 Operations and Initiatives

- Project Safe Neighborhood
 - Partnership with federal, state and local partners focused on reducing gun related violence
- Violent Crime Initiative – Central Division
 - Addressed violent crime through partnership with DART and the Dallas housing authority
- Operation Raise-the-Bar
 - Partnered with city departments to address violent crime and environmental conditions in several high-crime locations



2019 Operations and Initiatives (cont.)

- Summer Crime Initiative
 - Focused on gangs, guns, and drugs in 8 target areas through a partnership between DPD, DSO, and DPS
- Operation Restore Order
 - Transitioned summer crime initiative from use of DPS resources to the deployment of Dallas Police Tactical Units
- Starlight
 - Public, private, community-based program allowing real-time law enforcement access to business surveillance cameras

2019 Operations and Initiatives (cont.)

- Dallas Online Reporting System (DORS)
 - Provides ability to report certain offenses online
- iWatch
 - Mobile crime watch tool to report suspicious or criminal activity



Go Forward Approach for 2020

Focused strategies and operations are based on:

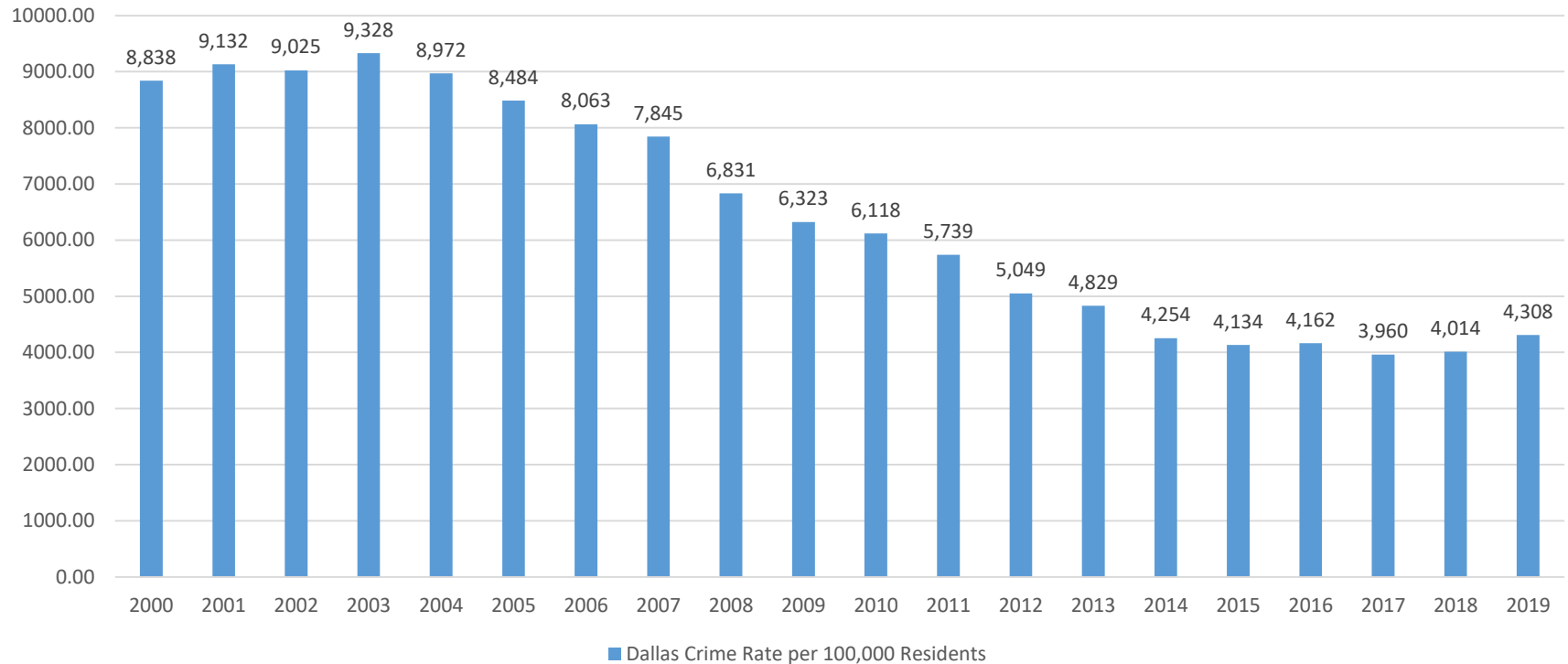
- Data
 - Modern statistical and geographic analysis utilized to make proactive crime fighting decisions
- Intelligence-led policing
 - Modern era proactive policing model identifies potential victims, offenders, and offense locations
- 21st century policing best practices
 - Trust, transparency, collaboration, and communication

2020 Crime Plan

- Reduction efforts will target the offense categories that had the largest increase in 2019
 - Murders
 - Aggravated Assaults (non-family violence)
 - Robberies
- Successfully preventing these offenses will reduce violent crime
- Leverages our close partnerships with federal, state, and local entities

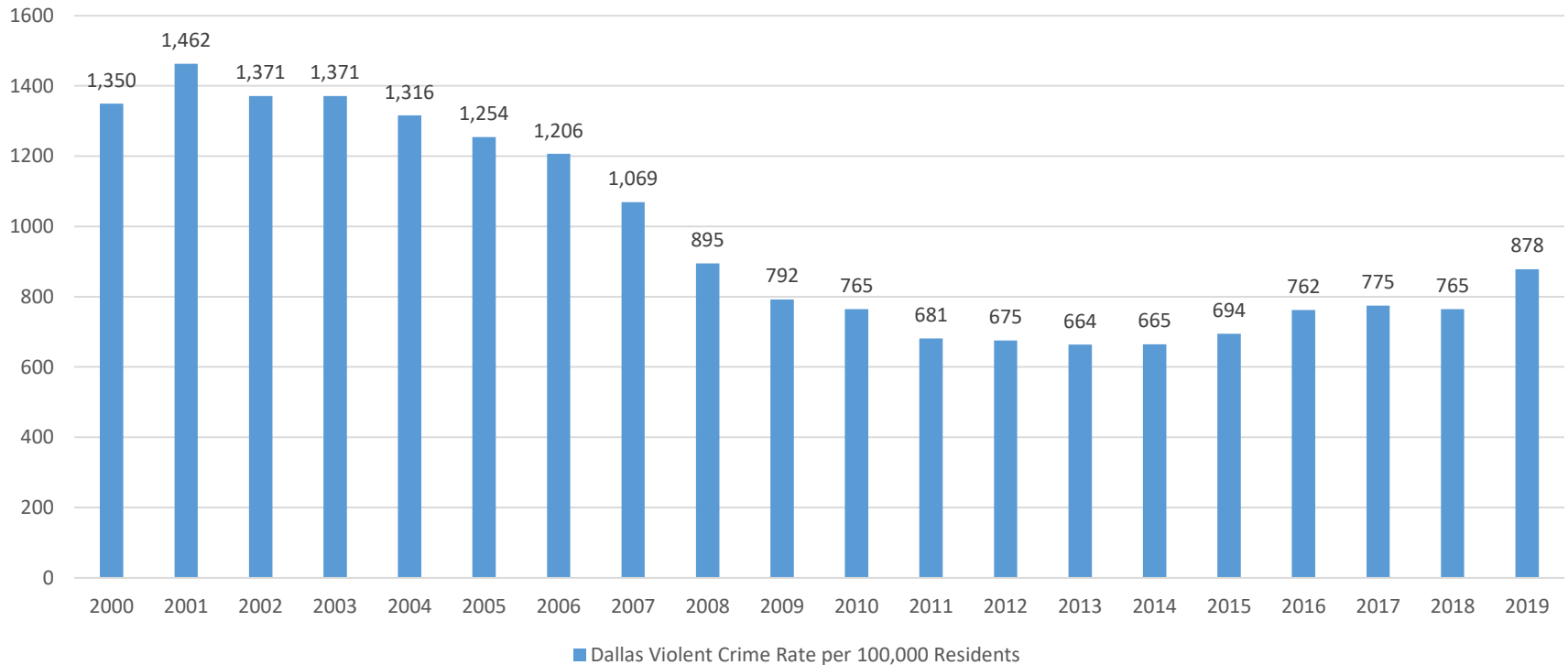
Background and Trends

Total Crime Per Capita



Background and Trends

Violent Crime Per Capita



2020 Crime Reduction Goals

- The goal of 5% included in the 2020 Violent Crime Reduction Plan submitted on December 31, 2019 was based on what we believe could be achieved using:

- Comparative analyses
- Realistic benchmarks
- Historical crime data
- Trends and patterns of crime

Year	Violent Crime Change
2012	+0.60%
2013	-0.60%
2014	+1.52%
2015	+6.87%
2016	+11.43%
2017	+2.96%
2018	-5.97%
2019	+14.97%

2012-2017 FBI UCR

2018 and 2019 crime statistics are internal NIBRS CompStat daily crime briefings.

12

2020 Crime Reduction Goals (cont.)

- Timeframe for achieving or exceeding these goals is 12 months
- These goals represent the anticipated outcome of our efforts
- Target specific crimes in high volume areas:
 - 10% reduction in murders and aggravated assaults in the Southeast, Southwest, and South-Central Divisions
 - 10% reduction in robberies in Northeast and Southwest Divisions

2020 Crime Reduction Goals (cont.)

A 5% overall reduction in violent crime would result in **485** fewer victims across the city broken down by these categories:

Offense Category	5% Goal
Aggravated Assault-NFV	-243
Murder	-10
Robbery	-232

2020 Crime Reduction Goals (cont.)

A stretch goal of 10% reduction in violent crime, based on the collective support of city departments and external organizations, along with feedback received since the plan was submitted, is established.

A 10% overall reduction in violent crime would result in **971** fewer victims across the city broken down by these categories:

Offense Category	10% Goal
Aggravated Assault- NFV	-487
Murder	-20
Robbery	-464

15

2020 Crime Reduction Goals (cont.) – Corrected

- Ultimately, we desire a return to 2018 levels (or lower)
- A reduction of this size would result in **1,678** fewer victims across the city broken down by these categories:

Offense Category	2018 Goal	Percentage Change
Aggravated Assault-NFV	-1,048	*-21.48%
Murder	-43	*-21.50%
Robbery	-587	*-12.64%

- The City of Dallas has not seen a year over year decrease in violent crime of this magnitude in over 25 years

*Correction made on 01/13/2020

16

2020 Crime Reduction Goals (cont.)

Goal Overview

Offense Category	5%	10% Stretch Goal	2018 Goal
Aggravated Assault-NFV	-243	-487	-1048
Murder	-10	-20	-43
Robbery	-232	-464	-587

2020 Crime Plan - Objective One

Implement a data-driven, comprehensive approach to address people, places, and behaviors impacting violent crime:

- Create the Intelligence-Led Police Division
 - Combines Crime Analysis, Dallas Fusion Center, Criminal Intelligence Unit, and the Real-Time Crime Center
- Establish new 100-member Violent Crime Reduction Team
 - Provides immediate response to violent crime in the city

2020 Crime Plan - Objective One (cont.)

The following operations include partnerships with federal, state, and local entities:

- Targeted warrant roundups
 - Operations will focus on the top 100 highest priority offenders
- Implement directed tactical enforcement
 - Department will utilize the Traffic Unit and other law enforcement agencies to target violent crime hot spots
- Continue commitment to Project Safe Neighborhood
- Risk Terrain Modeling
 - Address the spatial features of specific areas that contribute to violent crime

2020 Crime Plan - Objective One (cont.)

- Targeted narcotics enforcement through mitigation of nuisance properties
 - Address the impact of nuisance properties through coordination with community prosecution
- Develop focused deterrence approach
 - Also known as Cease Fire, this program relies on data to identify prolific and violent offenders and creates a pathway to a non-criminal lifestyle

2020 Crime Plan - Objective Two

Increase clearance rates and solvability of violent crime:

- Enhance utilization of record management system
- Increase critical incident response
 - Homicide response team will respond to homicides *and* non-fatal shootings
- Streamline caseload management
 - Cases will be assigned using a priority based methodology to improve detective workload

2020 Crime Plan - Objective Three

Improve coordination and communications within the department and with external partners:

- Improve internal communication
 - Ensure efficient processes exist for the exchange of information both up and down various levels of the organization
- Improve external communication
 - Uniform data collection and dissemination of information to all agencies
- Community engagement
 - Improve community engagement efforts to identify and meet the goals of the communities we serve

2020 Crime Plan - Objective Four

Optimize departmental resources:

- Starlight program
 - Expand to 20 locations based on crime data and interest in the program
- Digital sandbox solution
 - Maximize efficiency of resource management by reducing duplication of efforts
- Increase diversion of eligible calls for service to the Dallas Online Reporting System(DORS)

2020 Crime Plan - Objective Four (cont.)

- Expand ratio of civilian to sworn positions
 - Reclassify existing positions for best use
- Implement patrol staffing model pilot at South Central
 - Based on KPMG efficiency and staffing study recommendations
- Improve dashboard reporting
 - Convey real-time crime statistical data to the public
- Conduct ongoing technology reviews
 - Identify gaps in current technology and evaluate emerging solutions

2020 Crime Plan - Objective Four (cont.)

- Expand RIGHT Care program
- Enhance leadership training
 - At all levels of the department
- Conduct cultural assessment of the department
 - Assess the strengths and weakness of the organizational culture
- Conduct process review
 - Partner with the Office of Innovation to review internal procedures

Preliminary Feedback

- Goals are not ambitious enough
- Beat responsibility
- Potential resource depletion as a result of violent crime reduction team
- Enforcement efforts do not include entire city

2020 Crime Plan- Budgetary Impact

- Started year with 33 additional officers
 - \$3,000,000
- Accelerated December class of 44 officers
 - \$3,500,000
- Cultural assessment
 - \$300,000
- Civilianization: will work to reclassify existing positions for best use
 - Cost neutral
- Overtime will be assessed
 - No projected additional cost at this time

2020 Crime Plan – Metrics for Success

The success of the department in meeting the established goals and objectives will be utilizing the following metrics that are consistent with law enforcement standards and will allow the department to use resources more strategically and effectively:

- Number of violent crime offenses
- Gang related offenses
- Narcotics related offenses
- Initiatives and federal case filings through Project Safe Neighborhood

2020 Crime Plan – Metrics for Success (cont.)

- Number of crime reduction operations initiated with state and federal partners
- Clearance rates of violent crimes (robberies/aggravated assaults)
- Utilization of Record Management System (RMS) by detectives to manage assigned cases
- Number of cases reviewed for completeness and uniformity before submission to District Attorney's office

2020 Violent Crime Reduction Plan: Objective Timeline

Immediate/Ongoing (January)

Internal Communications Improvements
Violent Crime Reduction Team
Tactical Enforcement
Project Safe Neighborhood
Nuisance Abatement
Record Management System
Critical Incident Response
Community Engagement
Increase DORS Usage
Process Review

Phase 1 (February – June)

Intelligence Led Policing Division
Targeted Warrant Roundups
External Communications Improvements
Pilot Patrol Staffing Model
Risk Terrain Modeling
Streamline Caseload Management
Expand Starlight Program
Expand Digital Sandbox Solution
Improve Dashboard
Ongoing Technology Reviews

Phase 2 (July – December)

Focused Deterrence
Civilianization
Expand RIGHT Care
Enhance Leadership Training
Cultural Assessment

Next Steps

This plan is a “living” document that provides a comprehensive approach and methodology for reducing crime.

- DPD will continue to reach out to the community to understand their needs and concerns
- Metrics will be evaluated daily to ensure consistent progress
- The crime reduction goal of 5% represents the floor not the ceiling
- Combined with the collective support of city departments, we believe our stretch goal of 10% is achievable
- Crime prevention is everybody's business

Next Steps

“With a spirit of excellence the Dallas Police Department is committed to reducing crime, enhancing community partnerships, and improving overall quality of life for the entire city of Dallas.”



32

DPD 2020 Violent Crime Reduction Plan

**Public Safety Committee
January 13, 2020**

**Reneé Hall, Chief of Police
Dallas Police Department**

