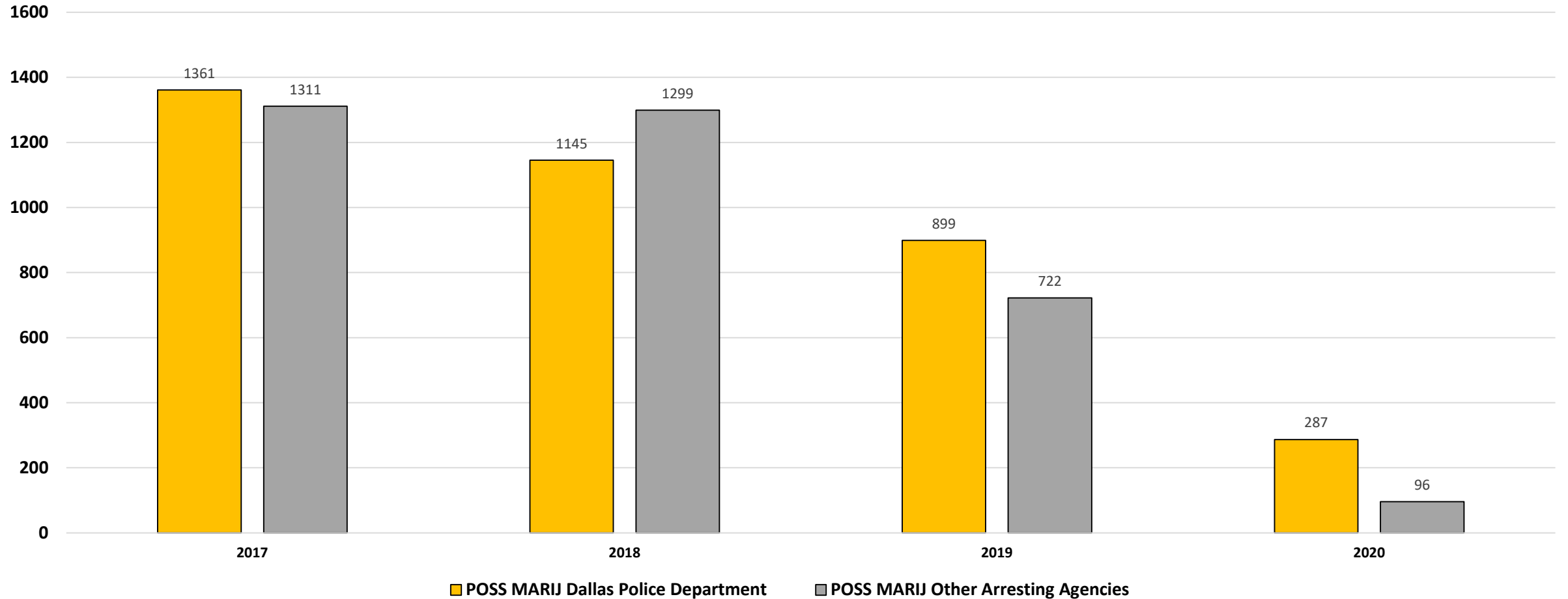


Dallas County Jail

2017-2020 Book-Ins

Class A or B Misdemeanor

# 2017-2020 Bookings charged with Possession of Marijuana Only



Class A & B Misd Bookings	Arresting Agency	2017	%	2018	%	2019	%	2020	%
POSS MARIJ	Dallas Police Department	1361	51%	1145	47%	899	55%	287	75%
POSS MARIJ	Other Arresting Agencies	1311	49%	1299	53%	722	45%	96	25%
TOTAL POSS MARIJ		2672		2444		1621		383 <sup>2</sup>	

# Cost Analysis for individuals booked into Dallas County Jail charged with POSSESSION OF MARIJUANA ONLY by all LEA's.

POSSESSION OF MARIJUANA						
February-20						
Total Bookings	118	Individuals	X \$439	Book in Cost	Total	\$51,802
Average Length of Stay	2	Days	X \$59.18	Daily Jail Cost	Total	\$13,966.48
					Grand Total	\$65,768
March-20						
Total Bookings	89	Individuals	X \$439	Book in Cost	Total	\$39,071
Average Length of Stay	2	Days	X \$59.18	Daily Jail Cost	Total	\$10,534.04
					Grand Total	\$49,605
April-20						
Total Bookings	64	Individuals	X \$439	Book in Cost	Total	\$28,096
Average Length of Stay	3	Days	X \$59.18	Daily Jail Cost	Total	\$11,364.56
					Grand Total	\$39,461

# 2019 Class A & B Misdemeanor Possession of Marijuana Statistical Data from the Dallas County District Attorney's Office

## Cases

- **2300** Cases Received
  - **1847** Rejected = **80.3%** Class A & B Misd POM cases rejected of those received
  - **275** Accepted = **11%** accepted
  - **177** Returned = 7.7% returned
- **97.2%** of the Misdemeanor Poss. MJ cases received for prosecution from DPD in 2019 were under 2 ounces

## Cost of Testing THC plant material

- Lab the cost to DPD would have been **\$193,935** (1847 rejected cases times \$105 SWIFS fee)

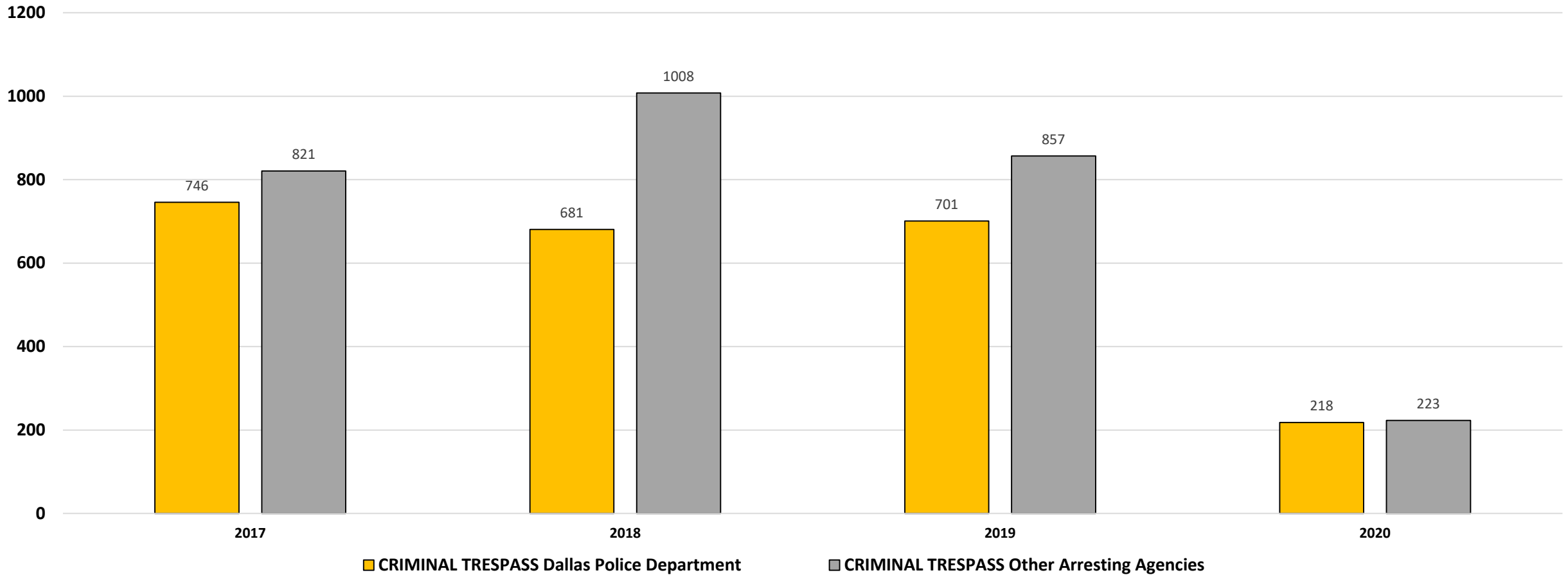
## Officer Manpower

- Manpower **one officer** to take someone to jail on those 1847 cases – 4 hours each time – is another **\$189,840** (usually it's two officers)

## Race Disparities

- 57% AA/23% Hispanic – 81% total
- **AA 3 times more likely to be arrested for MJ than whites**
  - Yet ACLU study shows Whites are more likely to use MJ than AA (34% v 27%)

## 2017-2020 Bookings charged with Criminal Trespass Only

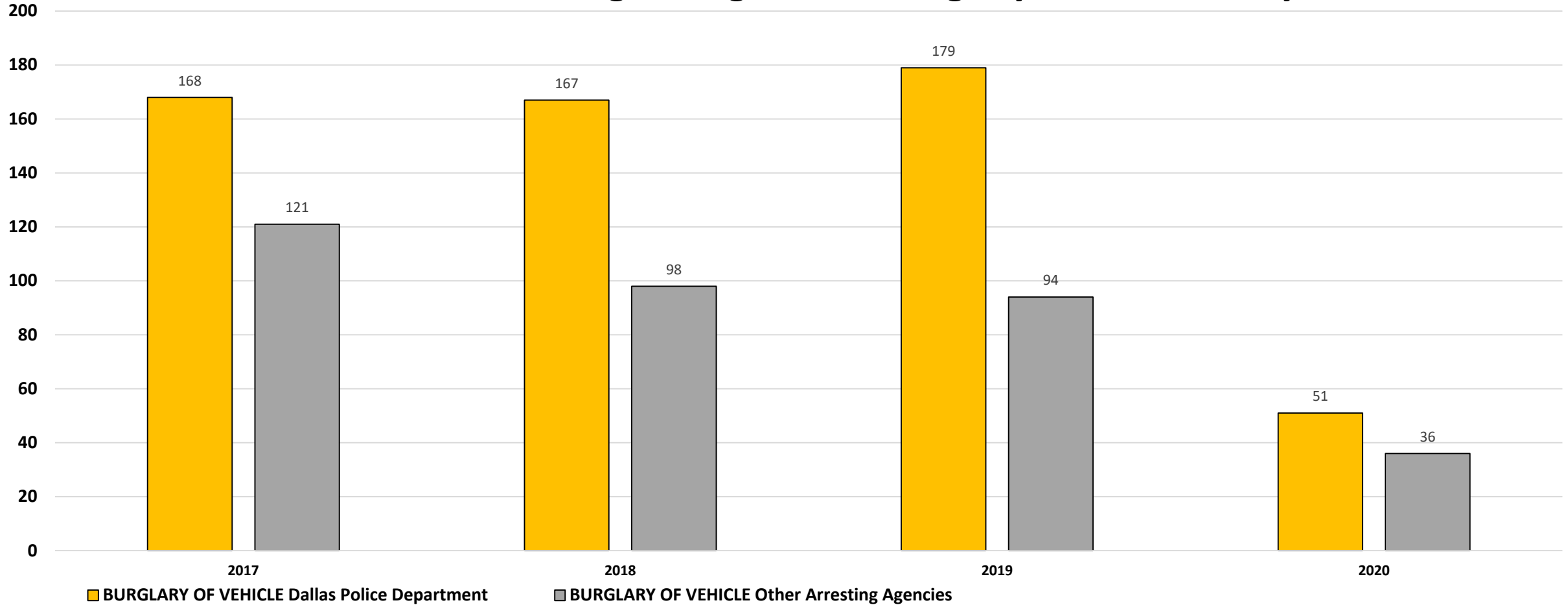


Class A & B Misd Bookings	Arresting Agency	2017	%	2018	%	2019	%	2020	%
CRIMINAL TRESPASS	Dallas Police Department	746	48%	681	40%	701	45%	218	49%
CRIMINAL TRESPASS	Other Arresting Agencies	821	52%	1008	60%	857	55%	223	51%
TOTAL CRIMINAL TRESPASS		1567		1689		1558		441	

# Cost Analysis for individuals booked into Dallas County Jail charged with CRIMINAL TRESPASS ONLY by all LEA's.

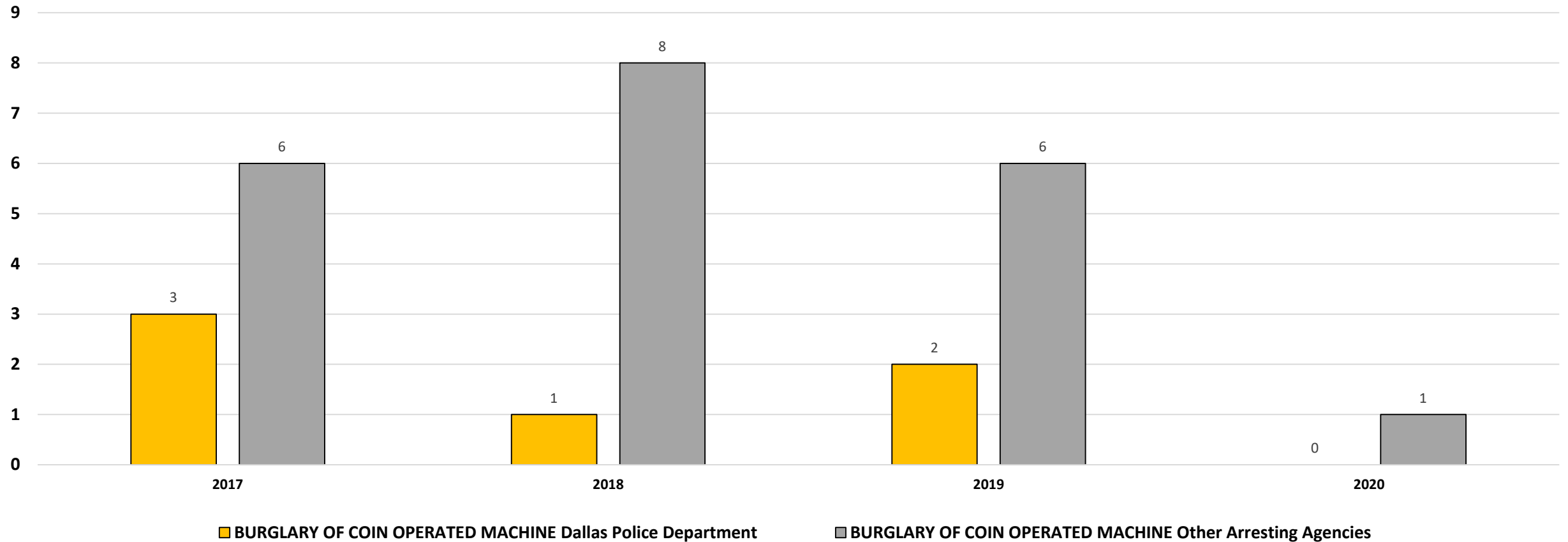
<b>CRIMINAL TRESPASS</b>						
February-20						
Total Bookings	128	Individuals	X \$439	Book in Cost	<b>Total</b>	<b>\$56,192</b>
Average Length of Stay	7	Days	X \$59.18	Daily Jail Cost	<b>Total</b>	<b>\$53,025.28</b>
					<b>Grand Total</b>	<b>\$109,217</b>
March-20						
Total Bookings	113	Individuals	X \$439	Book in Cost	<b>Total</b>	<b>\$49,607</b>
Average Length of Stay	4	Days	X \$59.18	Daily Jail Cost	<b>Total</b>	<b>\$29,749.36</b>
					<b>Grand Total</b>	<b>\$79,356</b>
April-20						
Total Bookings	61	Individuals	X \$439	Book in Cost	<b>Total</b>	<b>\$26,779</b>
Average Length of Stay	4	Days	X \$59.18	Daily Jail Cost	<b>Total</b>	<b>\$14,439.92</b>
					<b>Grand Total</b>	<b>\$41,219</b>

## 2017-2020 Bookings charged with Burglary of Vehicle Only



Class A & B Misd Bookings	Arresting Agency	2017	%	2018	%	2019	%	2020	%
BURGLARY OF VEHICLE	Dallas Police Department	168	58%	167	63%	179	66%	51	59%
BURGLARY OF VEHICLE	Other Arresting Agencies	121	42%	98	37%	94	34%	36	41%
TOTAL BURGLARY		289		265		273		87	

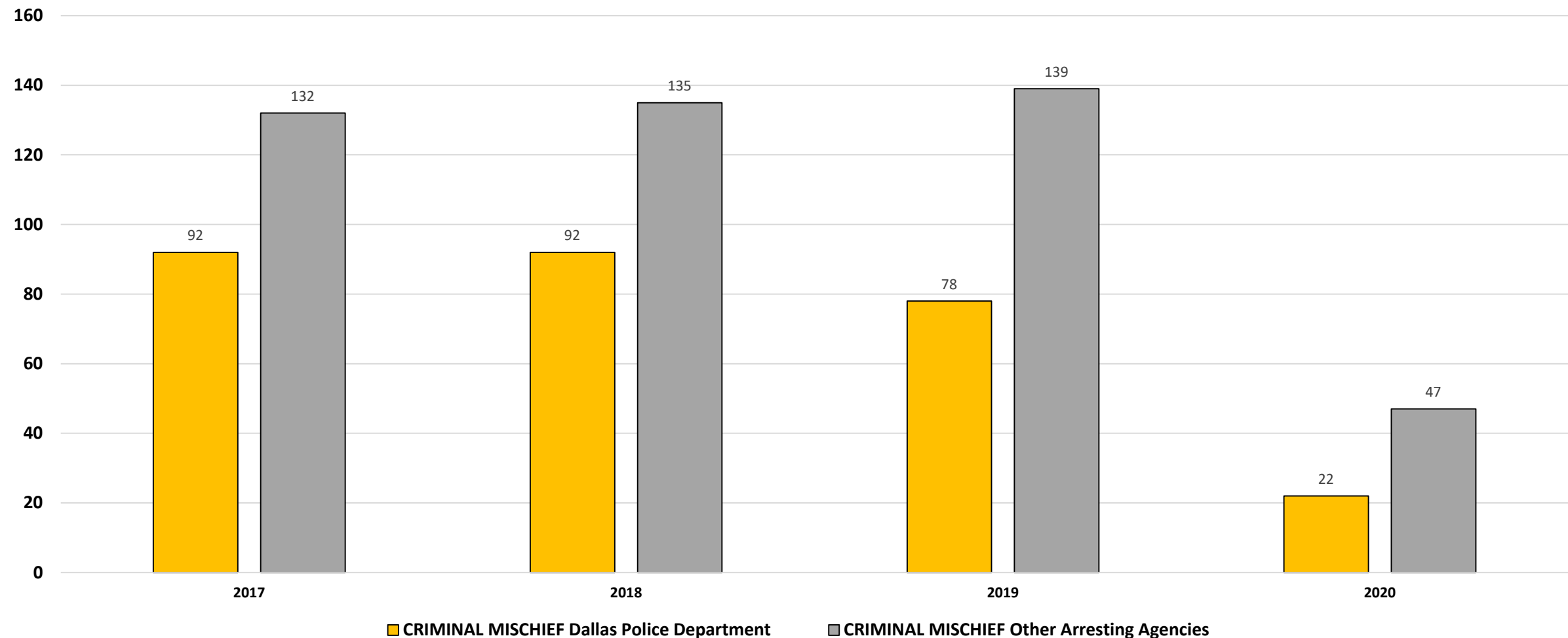
# 2017-2020 Bookings charged with Burglary of Coin Operated Machine Only



Class A & B Misd Bookings	Arresting Agency	2017	%	2018	%	2019	%	2020	%
BURGLARY OF COIN OPERATED MACHINE	Dallas Police Department	3	33%	1	11%	2	25%	0	0%
BURGLARY OF COIN OPERATED MACHINE	Other Arresting Agencies	6	67%	8	89%	6	75%	1	100%
TOTAL BURGLARY OF COIN OPERATED MACHINE		9		9		8		1	

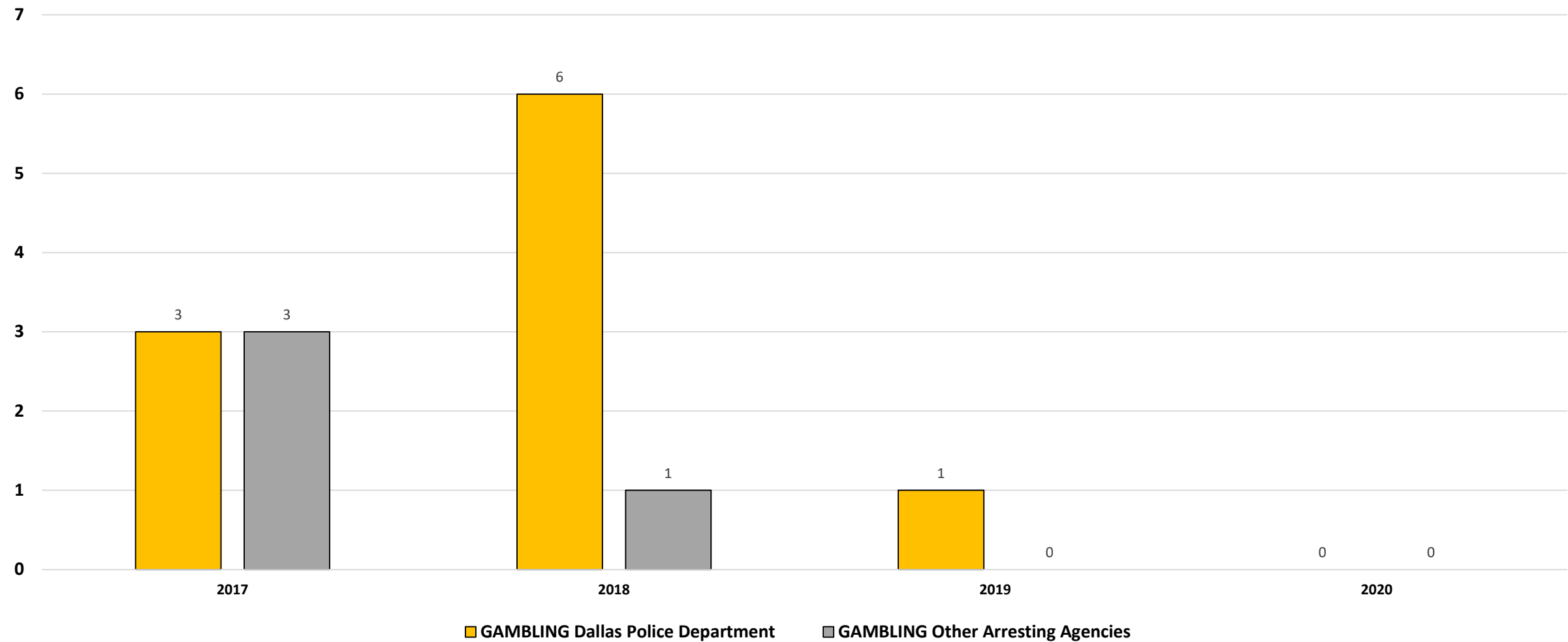


# 2017-2020 Bookings charged with Criminal Mischief Only



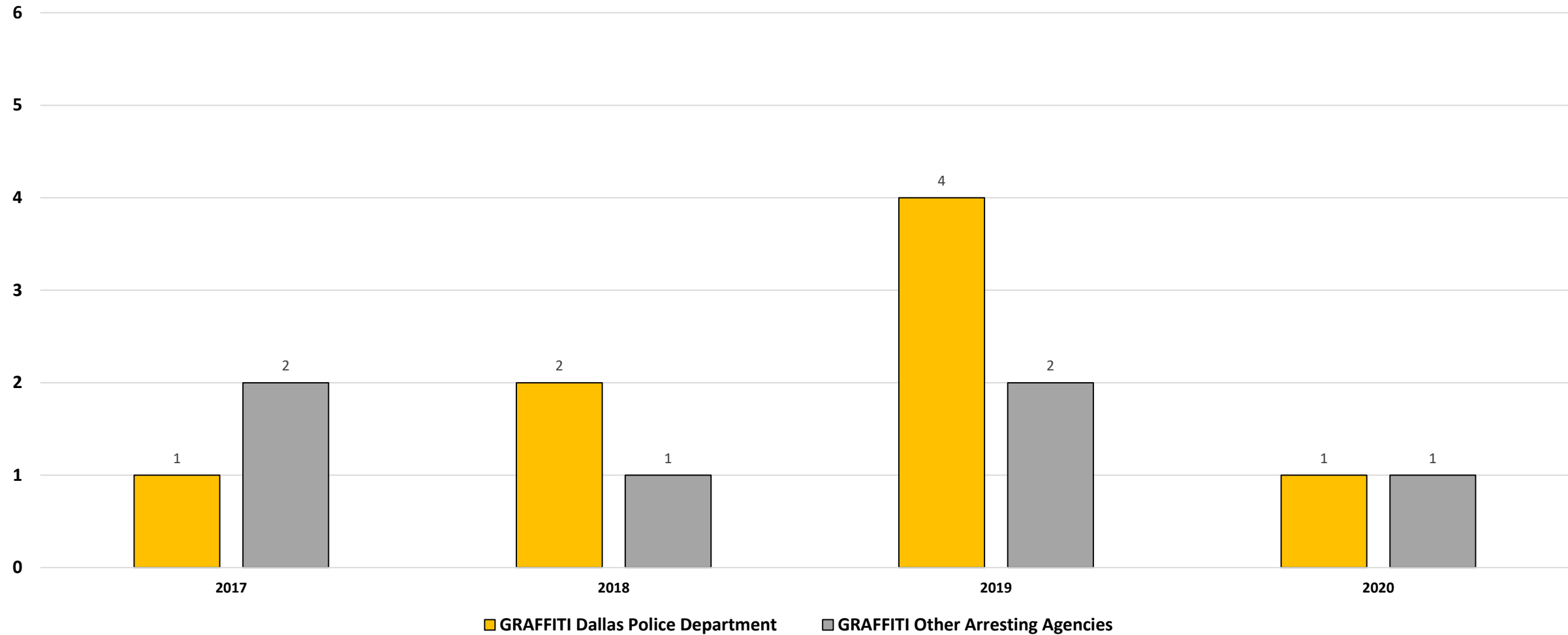
Class A & B Misd Bookings	Arresting Agency	2017	%	2018	%	2019	%	2020	%
CRIMINAL MISCHIEF	Dallas Police Department	92	41%	92	41%	78	36%	22	32%
CRIMINAL MISCHIEF	Other Arresting Agencies	132	59%	135	59%	139	64%	47	68%
TOTAL CRIMINAL MISCHIEF		224		227		217		69	

# 2017-2020 Bookings charged with Gambling Only



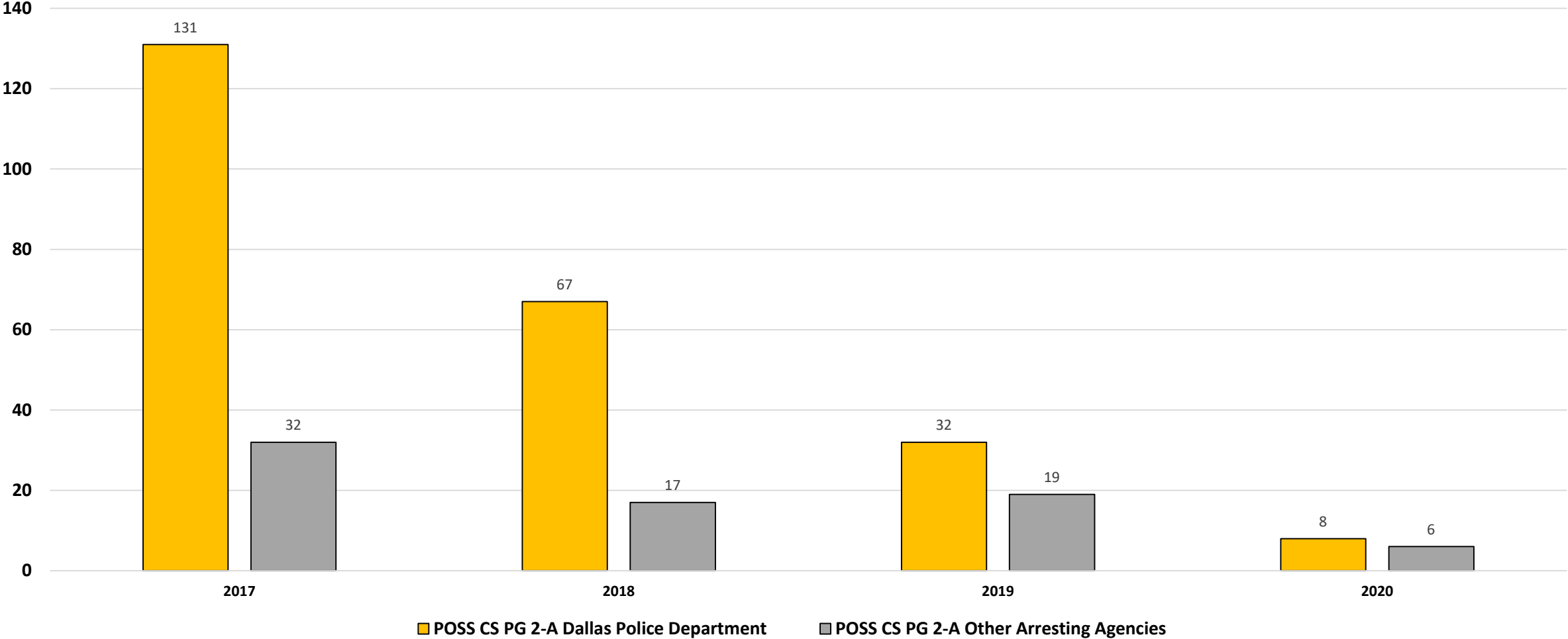
Class A & B Misd Bookings	Arresting Agency	2017	%	2018	%	2019	%	2020	%
GAMBLING	Dallas Police Department	3	50%	6	86%	1	100%	0	0%
GAMBLING	Other Arresting Agencies	3	50%	1	14%	0	0%	0	0%
TOTAL GAMBLING		6		7		1		0	

# 2017-2020 Bookings charged with Graffiti Only



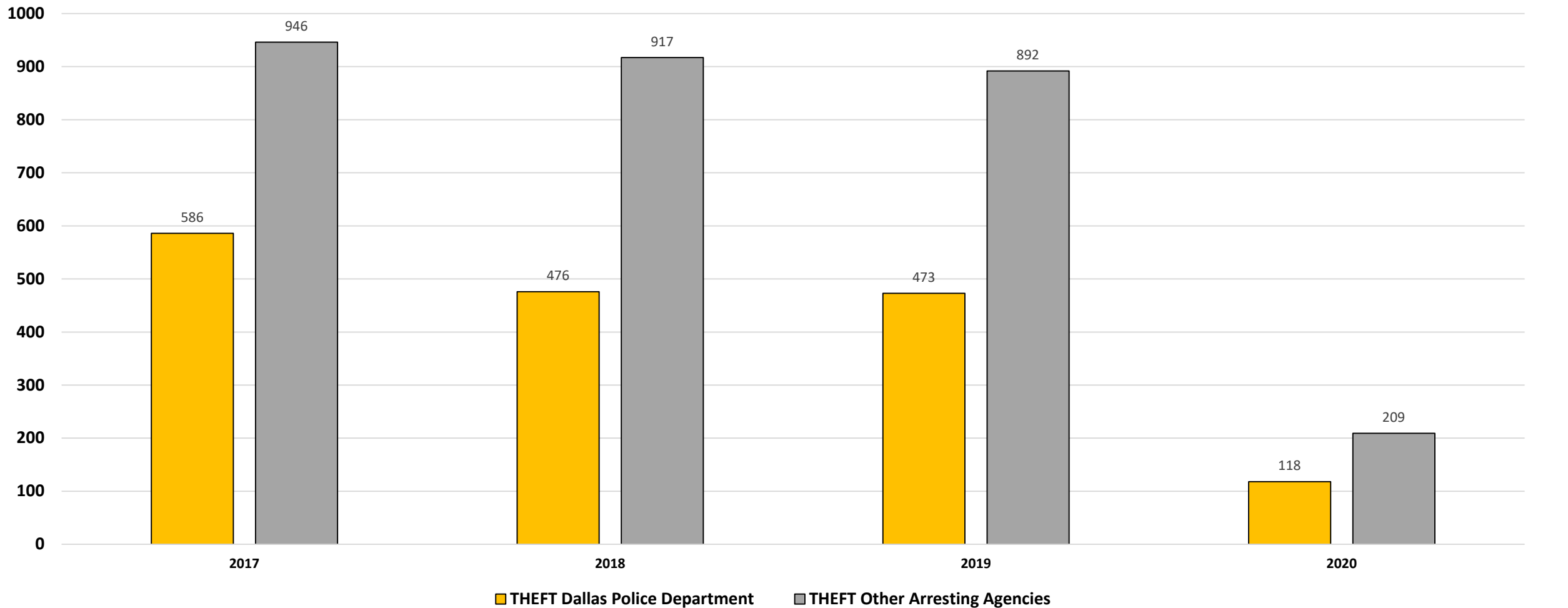
Class A & B Misd Bookings	Arresting Agency	2017	%	2018	%	2019	%	2020	%
GRAFFITI	Dallas Police Department	1	33%	2	67%	4	67%	1	50%
GRAFFITI	Other Arresting Agencies	2	67%	1	33%	2	33%	1	50%
TOTAL GRAFFITI		3		3		6		2	

# 2017-2020 Bookings charged with Possession of CS PG 2-A Only



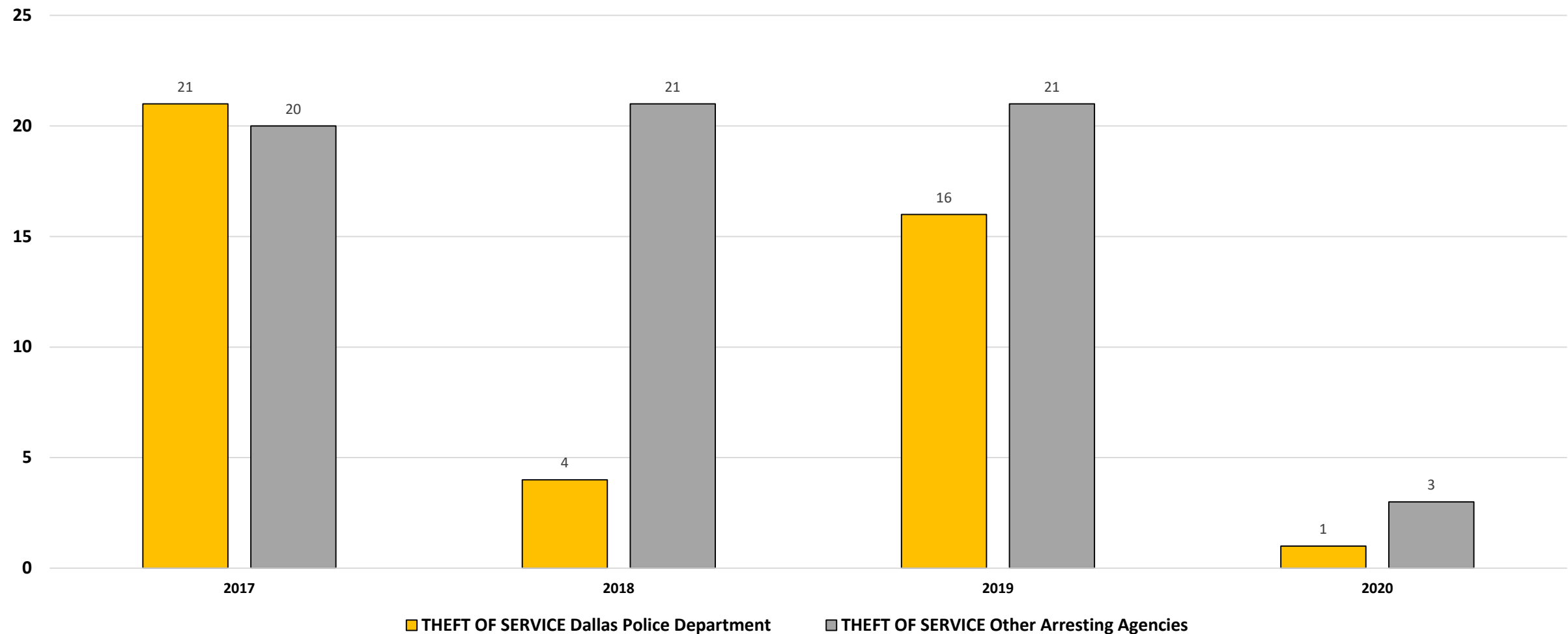
Class A & B Misd Bookings	Arresting Agency	2017	%	2018	%	2019	%	2020	%
POSS CS PG 2-A	Dallas Police Department	131	80%	67	80%	32	63%	8	57%
POSS CS PG 2-A	Other Arresting Agencies	32	20%	17	20%	19	37%	6	43%
TOTAL POSS CS PG 2-A		163		84		51		14	

# 2017-2020 Bookings charged with Theft Only



Class A & B Misd Bookings	Arresting Agency	2017	%	2018	%	2019	%	2020	%
THEFT	Dallas Police Department	586	43%	476	34%	473	35%	118	36%
THEFT	Other Arresting Agencies	946	70%	917	66%	892	65%	209	64%
TOTAL THEFT		1532		1393		1365		327	

# 2017-2020 Bookings charged with Theft of Service Only



Class A & B Misd Bookings	Arresting Agency	2017	%	2018	%	2019	%	2020	%
THEFT OF SERVICE	Dallas Police Department	21	51%	4	16%	16	43%	1	25%
THEFT OF SERVICE	Other Arresting Agencies	20	49%	21	84%	21	57%	3	75%
TOTAL THEFT OF SERVICE		41		25		37		4	14

Class A & B Misd Bookings	Arresting Agency	2017	%	2018	%	2019	%	2020	%
CRIMINAL TRESPASS	Dallas Police Department	746	48%	681	40%	701	45%	218	49%
CRIMINAL TRESPASS	Other Arresting Agencies	821	52%	1008	60%	857	55%	223	51%
<b>TOTAL CRIMINAL TRESPASS</b>		<b>1567</b>		<b>1689</b>		<b>1558</b>		<b>441</b>	
POSS MARIJ	Dallas Police Department	1361	51%	1145	47%	899	55%	287	75%
POSS MARIJ	Other Arresting Agencies	1311	49%	1299	53%	722	45%	96	25%
<b>TOTAL POSS MARIJ</b>		<b>2672</b>		<b>2444</b>		<b>1621</b>		<b>383</b>	
BURGLARY OF VEHICLE	Dallas Police Department	168	58%	167	63%	179	66%	51	59%
BURGLARY OF VEHICLE	Other Arresting Agencies	121	42%	98	37%	94	34%	36	41%
<b>TOTAL BURGLARY OF VEHICLE</b>		<b>289</b>		<b>265</b>		<b>273</b>		<b>87</b>	
BURGLARY OF COIN OPERATED MACH	Dallas Police Department	3	33%	1	11%	2	25%	0	0%
BURGLARY OF COIN OPERATED MACH	Other Arresting Agencies	6	67%	8	89%	6	75%	1	100%
<b>TOTAL BURGLARY OF COIN OPERATED MACHINE</b>		<b>9</b>		<b>9</b>		<b>8</b>		<b>1</b>	
CRIMINAL MISCHIEF	Dallas Police Department	92	41%	92	41%	78	36%	22	32%
CRIMINAL MISCHIEF	Other Arresting Agencies	132	59%	135	59%	139	64%	47	68%
<b>TOTAL CRIMINAL MISCHIEF</b>		<b>224</b>		<b>227</b>		<b>217</b>		<b>69</b>	
GAMBLING	Dallas Police Department	3	50%	6	86%	1	100%	0	0%
GAMBLING	Other Arresting Agencies	3	50%	1	14%	0	0%	0	0%
<b>TOTAL GAMBLING</b>		<b>6</b>		<b>7</b>		<b>1</b>		<b>0</b>	
GRAFFITI	Dallas Police Department	1	33%	2	67%	4	67%	1	50%
GRAFFITI	Other Arresting Agencies	2	67%	1	33%	2	33%	1	50%
<b>TOTAL GRAFFITI</b>		<b>3</b>		<b>3</b>		<b>6</b>		<b>2</b>	
POSS CS PG 2-A	Dallas Police Department	131	80%	67	80%	32	63%	8	57%
POSS CS PG 2-A	Other Arresting Agencies	32	20%	17	20%	19	37%	6	43%
<b>TOTAL POSS CS PG 2-A</b>		<b>163</b>		<b>84</b>		<b>51</b>		<b>14</b>	
THEFT	Dallas Police Department	586	43%	476	34%	473	35%	118	36%
THEFT	Other Arresting Agencies	946	70%	917	66%	892	65%	209	64%
<b>TOTAL THEFT</b>		<b>1532</b>		<b>1393</b>		<b>1365</b>		<b>327</b>	
THEFT OF SERVICE	Dallas Police Department	21	51%	4	16%	16	43%	1	25%
THEFT OF SERVICE	Other Arresting Agencies	20	49%	21	84%	21	57%	3	75%
<b>TOTAL THEFT OF SERVICE</b>		<b>41</b>		<b>25</b>		<b>37</b>		<b>4</b>	
<b>TOTAL</b>	<b>19117</b>	<b>6506</b>		<b>6146</b>		<b>5137</b>		<b>1328</b>	