



City of Dallas

Rental and Mortgage Assistance Program Update

**Ad Hoc Committee on
Economic Recovery and
Assistance
August 6, 2020**

David Noguera, Director
Housing & Neighborhood Revitalization

Jessica Galleshaw, Director
Office of Community Care

Thor Erickson, CARES Act Manager,
Housing & Neighborhood Revitalization

Presentation Overview



- Background
- Performance CDBG, ESG, HOME, HOPWA
- Demographics of Populations Served
- CDBG, ESG, HOME Assisted Map
- CDBG Assisted Map
- ESG Assisted Map
- HOME Assisted Map
- Performance HOPWA
- Issues / Operational Concerns
- CDBG Grantees
- CARES Act Grantees
- Communication & Marketing
- Next Steps
- Discussion



Background



- Short –Term Mortgage and Rental Assistance Program collaboration between HOU and OCC launched May 4
- \$13.7M committed to the efforts – reallocation and stimulus funds
 - \$5.6M – OHS
 - \$3.5M – OCC
 - \$4.5M – HOU
 - CDBG Grantees - \$1M
- \$10M committed via CARES Act allocation
 - HOU - \$6M
 - OCC - \$3.5M
 - OFH - \$500K



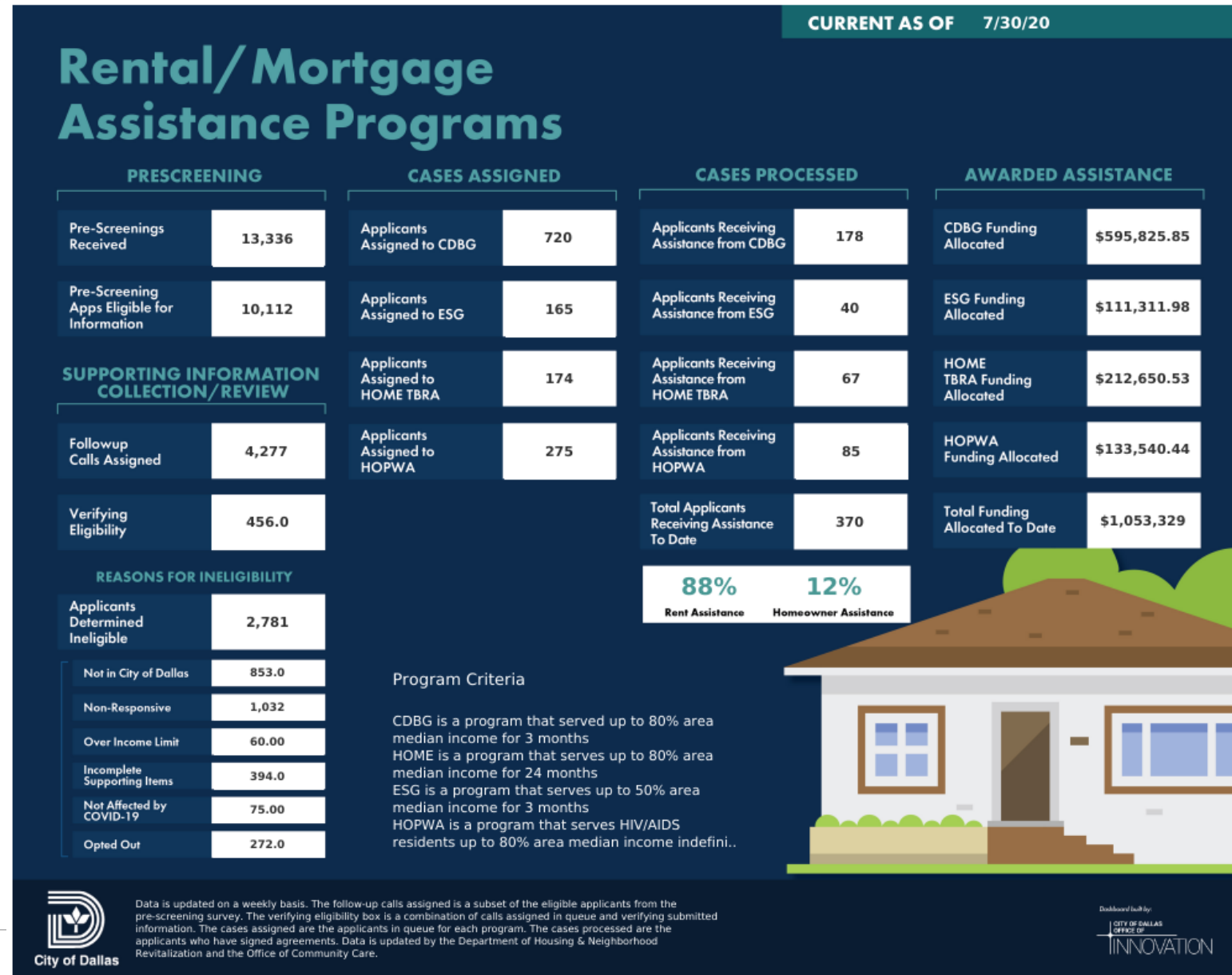
Background



- Short-Term Mortgage and Rental Assistance Program is a combination of assistance provided by city departments, non-profit organizations and DHA
- Intent is to serve as many people as possible
- Grantees have geographical spread across the city and serve many different vulnerable and hard to reach populations.
- Program is balancing a sense of urgency with the thorough reporting requirements of being good stewards of taxpayer dollars



Performance – CDBG, ESG, HOME, HOPWA



public.tableau.com/profile/cityofdallasdtxinnovationteam



Demographics of population served



	Applied	Served	CDBG	ESG	HOME TBRA
Asian	2.1%	2.2%	1.3%	0%	6.7%
Black or African American	58.7%	59.6%	59.5%	68%	53.3%
White or Caucasian	31.1%	32.0%	33.3%	28%	31.1%
Other Race/Two or More Races	8.1%	6.2%	5.9%	4%	8.9%
Hispanic	21.2%	17.7%	15.7%	17.6%	24.4%
Average Age of Applicant	48	40	41	37	37
Applicants over 65	13.7%	1.6%	0.6%	2.9%	3.8%
0-30% AMI	62.3%	50.2%	41.5%	78.8%	60.9%
31-50% AMI	22.9%	32.3%	34.1%	21.2%	34.8%
51-80% AMI	13.9%	17.5%	24.4%	0.0%	4.3%
81%+ AMI	0.9%	0.0%	0.0%	0.0%	0.0%
Male	30.9%	30.8%	32.1%	22.9%	29.4%
Female	69.1%	69.2%	67.9%	77.1%	70.6%
Rent	87%	88%	81%	100%	100%
Own	13%	12%	19%	0%	0%

Percent of approved per council district					
	Applied	Served	CDBG	ESG	HOME TBRA
1	4%	5%	4%	8%	7%
2	12%	13%	12%	0%	26%
3	7%	6%	6%	8%	4%
4	5%	6%	7%	8%	2%
5	3%	2%	1%	12%	0%
6	4%	3%	4%	0%	2%
7	8%	5%	7%	8%	0%
8	7%	11%	13%	20%	2%
9	5%	6%	5%	4%	11%
10	11%	9%	10%	0%	7%
11	9%	11%	11%	0%	17%
12	9%	5%	4%	8%	9%
13	4%	4%	4%	8%	2%
14	10%	13%	13%	16%	11%

This data is updated as applicant data is entered into the system. The percent of who has applied and who we have served changes with each application approved for assistance.

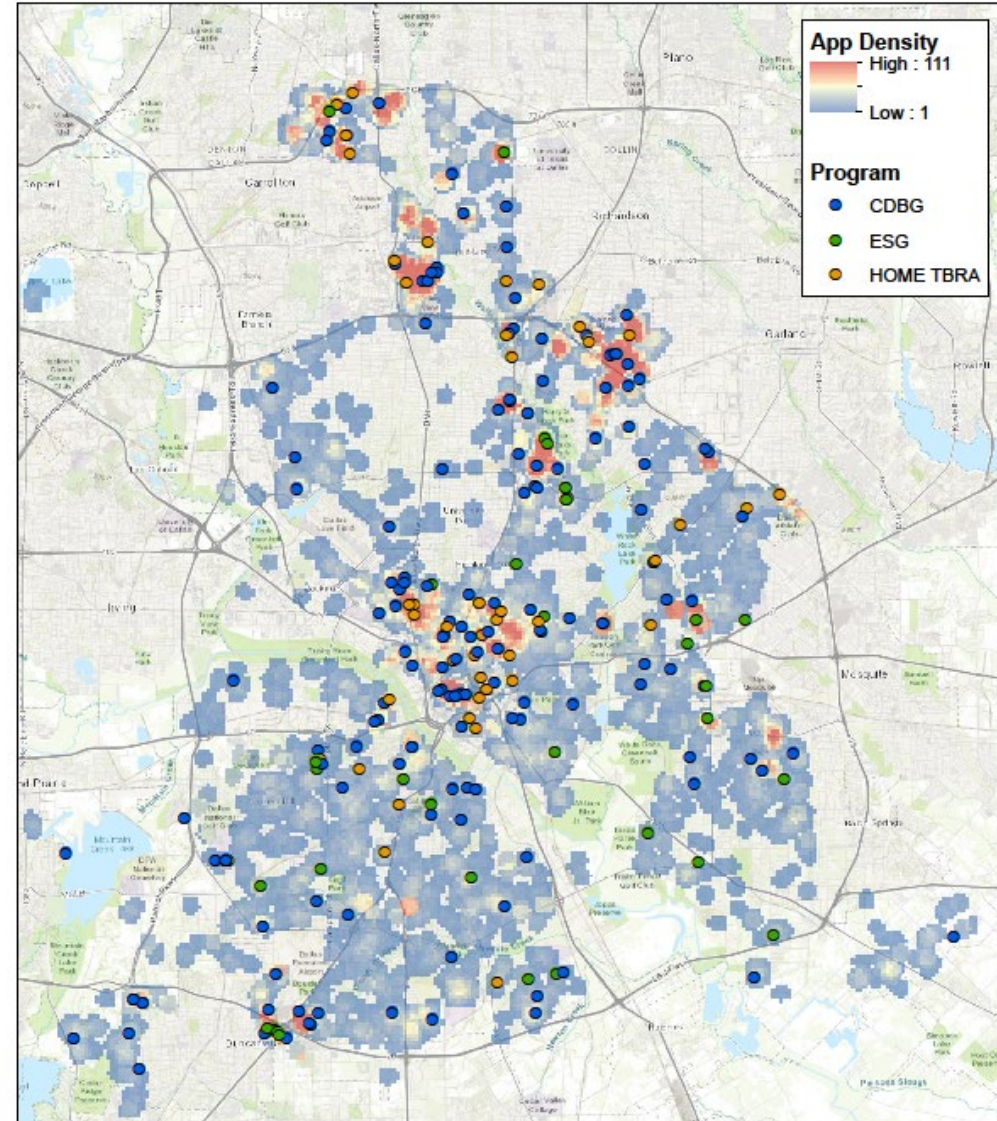


CDBG, ESG, HOME Assisted Map



- This map shows applicants to the Short-Term Mortgage and Rental Assistance Program.
 - Light blue indicates at least 1 applicant
 - Red indicates as many as 111 applicants within a 1/2 mile radius
- Solid color circles represent CDBG, ESG, HOME

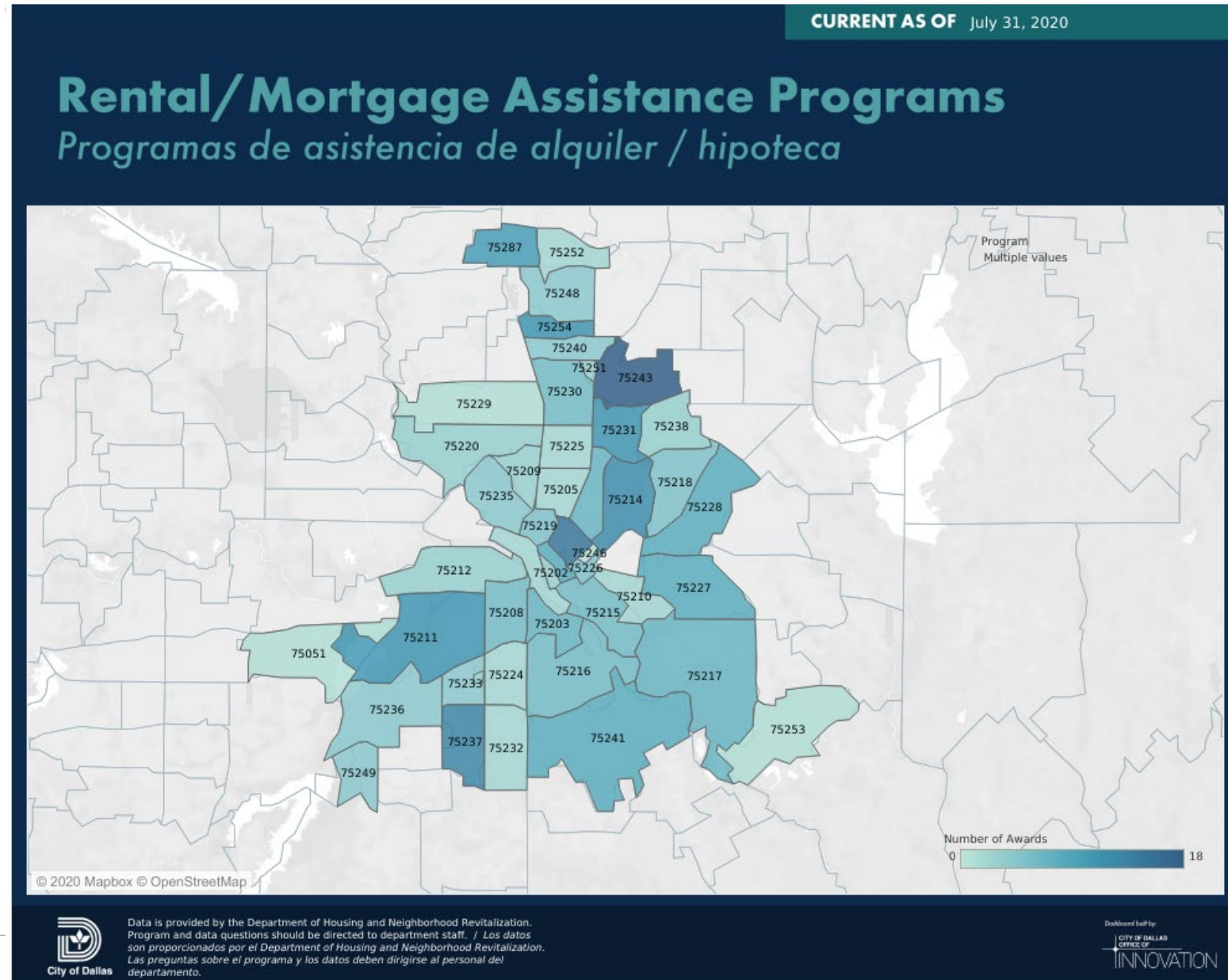
MRAP Applicants Served by Application Locations



CDBG, ESG, HOME Assisted Map

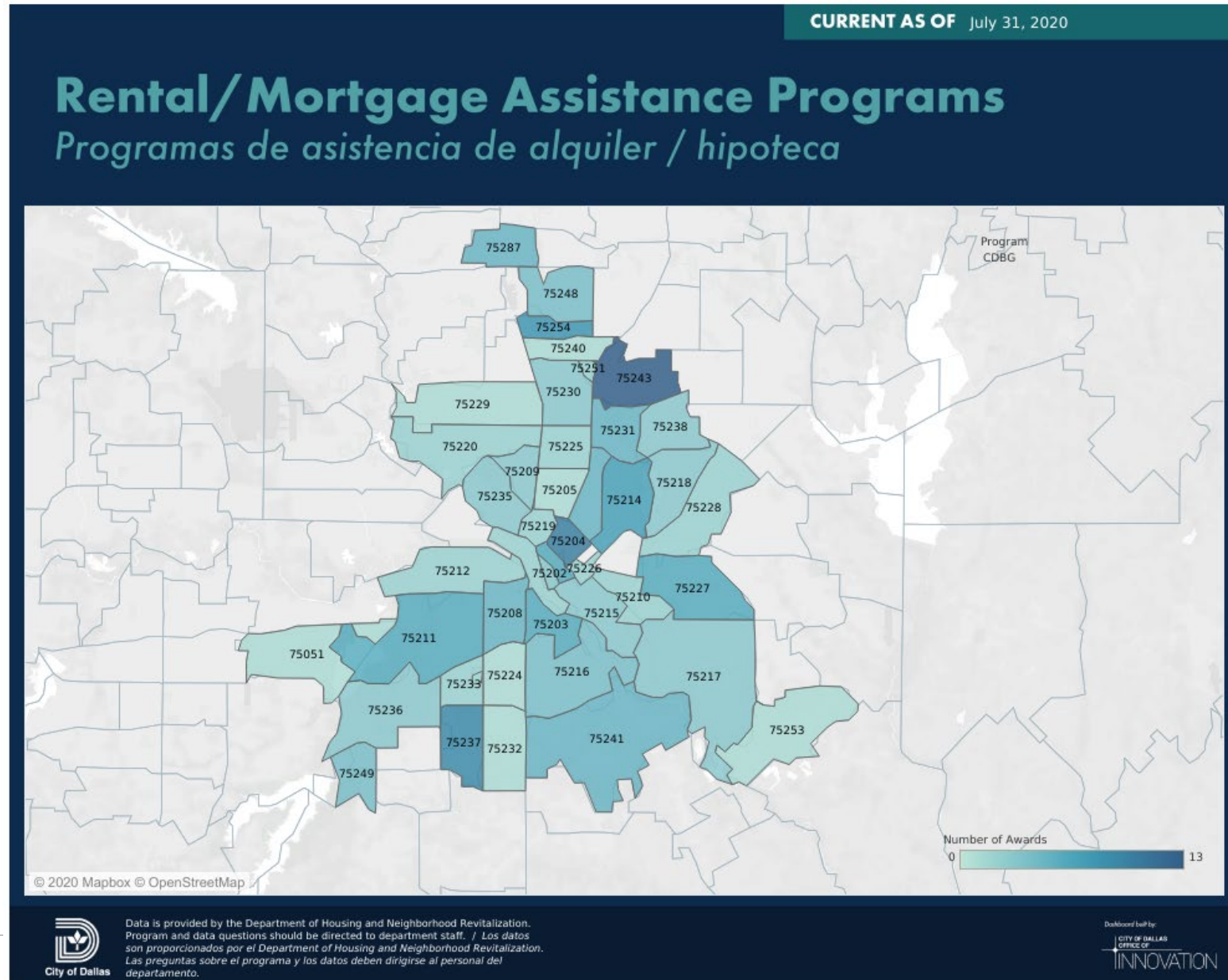


- This zip code map shows areas of Dallas served by CDBG, ESG, and HOME programs



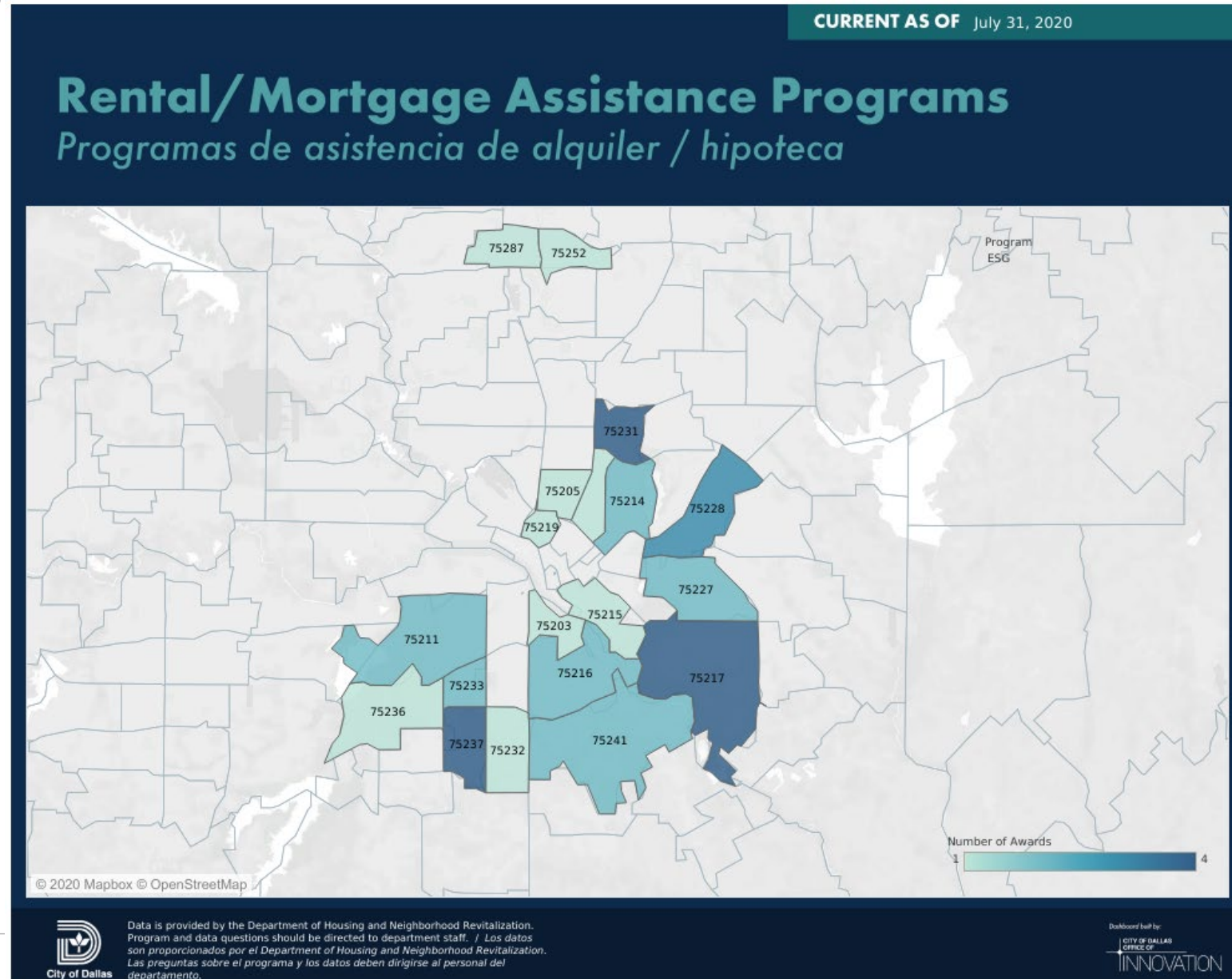
CDBG Assisted Map

- CDBG funding serves up to 80% AMI
- Up to \$1,500 for 3 months Rental or Mortgage assistance
- Includes utilities assistance
- 544 in queue to be served



ESG Assisted Map

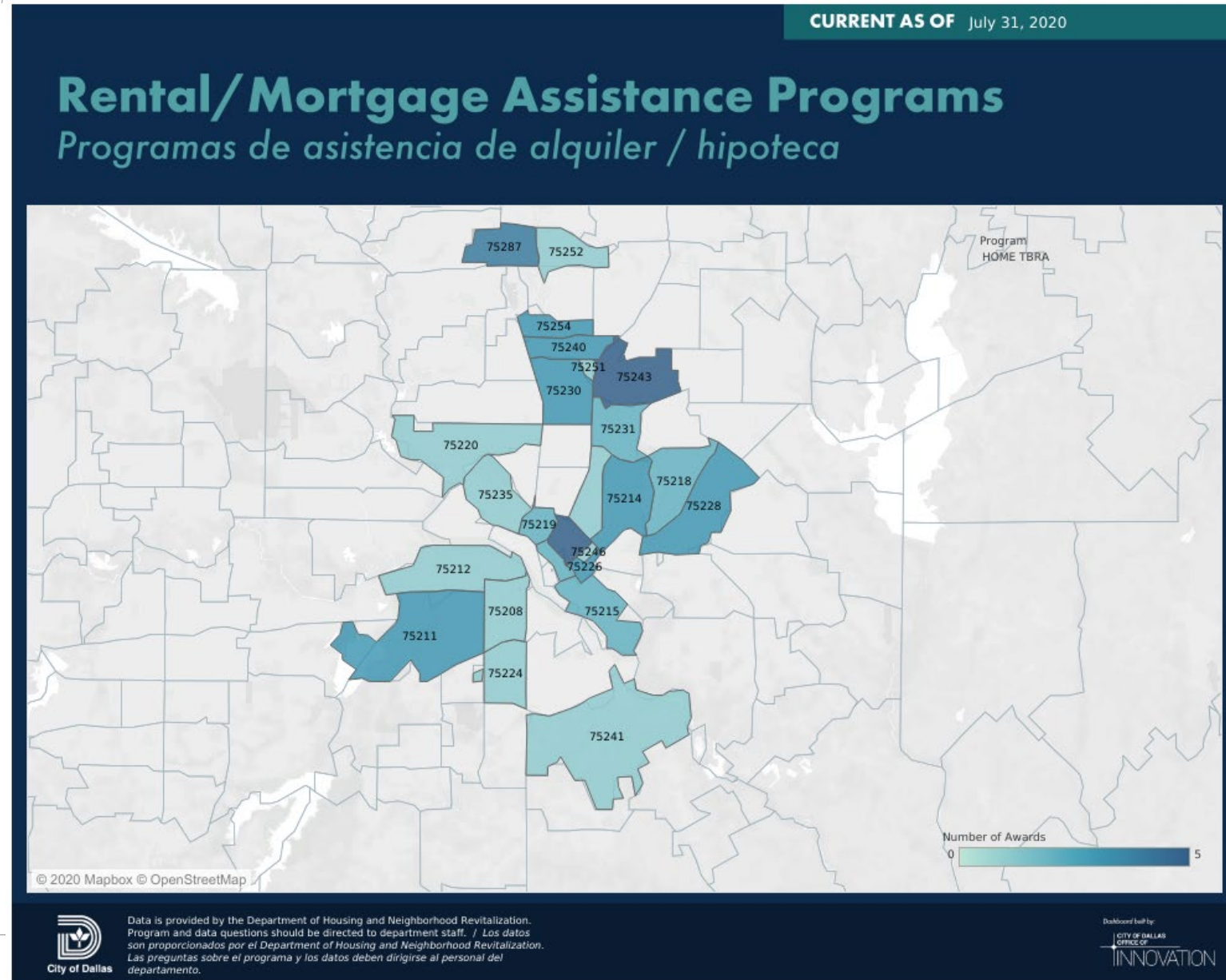
- CARES funding serves up to 50% AMI
- Housed and at risk of homelessness
- Up to 6 months (recertification each 3 months)
- 48 clients served as of 8/3/2020, 25 in processing (projected to serve 100 clients)



HOME TBRA Assisted Map



- TBRA - Tenant Based Rental Assistance
- Serves clients up to 80% AMI
- Supports tenants up to 12 months with casework and assistance
- 77 served, 42 in processing (project to serve 150 clients)



Performance - HOPWA



- Housing Opportunities for Persons with AIDS (HOPWA) / Short-Term Rental, Mortgage, and Utility (STRMU) Assistance (sometimes called Emergency Assistance)
 - HOPWA STRMU - \$483,282
 - Up to 80% AML, for clients impacted by HIV/AIDS
 - 85 clients served to date
 - Total of 275 applicants opted in/assigned for HOPWA consideration – all have now been screened and all eligible clients have been served by caseworkers
 - Clients determined not HOPWA eligible were assigned to other programs where able
 - Program is now accepting additional client referrals



Issues/Operational Concerns



- Supporting Information collection
 - Takes time to produce /gather /submit
- Staffing
 - Relies on humans to review supporting information
 - Final review and approvals needs technically trained staff from HOU & OCC
- Outreach and Registering Vendors
- Mail delivery time



CDBG - Grantees



- Emergency Rental Assistance Program
 - \$1,000,000 - Up to 3 months at \$1,500 a month
 - Jubilee Park & Community Center
 - Human Rights Initiative
 - United Way of Metropolitan Dallas
 - Catholic Charities of Dallas
 - CitySquare
 - Community Council of Greater Dallas
 - Harmony CDC
 - Jewish Family Service
 - Salvation Army



CARES Act HOU Grantees



- Emergency Rental Assistance Program
 - \$6,000,000 – Up to 2 months at \$1,500 a month
 - Dallas Housing Authority
 - Human Rights Initiative
 - Voice of Hope
 - Refugee Services of Texas
 - United Way of Metropolitan Dallas
 - Catholic Charities of Dallas
 - Metrocrest
 - Harmony CDC
 - The Wilkinson Center
 - Salvation Army



CARES Act OCC Grantees



- Emergency Rental Assistance Program
 - \$3,500,000
- Requests for Applications – opened July 7, 2020
- Contract negotiation in process
- CARES ESG (second allocation) funding procurement process under development



Communications & Marketing



- Demand exceeds supply; ~\$3,000 advertising in multicultural outlets for Round 1 generated 10,000 applicants and the program closed in < 2 days
- Knowing we couldn't serve as many, rather than mass advertising, grants for this round included marketing and outreach by each selected organization to the niche/affinity group through existing relationships
- COM will amplify messages for Dallas Housing Authority



Next Steps



- Preparing for launch CARES Act grantees
- We invite you to share information on the grantees through your social media channels
- We will share with the Housing Policy Task Force and through City department newsletters



Discussion



- Thank you.





Rental and Mortgage Assistance Program Update

**Ad Hoc Committee on Economic
Recovery and Assistance
August 6, 2020**

David Noguera, Director
Housing & Neighborhood Revitalization

Jessica Galleshaw, Director
Office of Community Care

Thor Erickson, CARES Act Manager,
Housing & Neighborhood Revitalization





City of Dallas

Small Business Continuity Fund Update

**Ad Hoc Covid-19 Committee
August 6, 2020**

Presentation Overview



- Background/History
- Issues/ Operational or Business Concerns
- Operational Impact
- Proposed Action
- Next Steps



Background/History



- City Council authorized on April 22, 2020 \$5 M in Community Development Block Grant (CDBG) funding
 - \$2.5 M for loans
 - \$2.5 M for grants
- City entered into subrecipient agreement with Dallas Development Fund (DDF) to administer
 - DDF procured NDC as third-party administrator



Purpose



- Provide update on SBCF funding and review recommended program changes to take advantage of more flexible Coronavirus Relief Funds (CRF)
 - Council approved additional \$2 M in CRF funds



SBCF Status



- Applications accepted May 4 to May 11
- Used lottery to rank applicants; notifications sent out May 22
 - Grant awards weighted to targeted areas
- 3906 responses received; 1054 qualified for grant lottery and 398 qualified for loan lottery
- First awards closed beginning of July;
 - Grants processing is faster than the loans



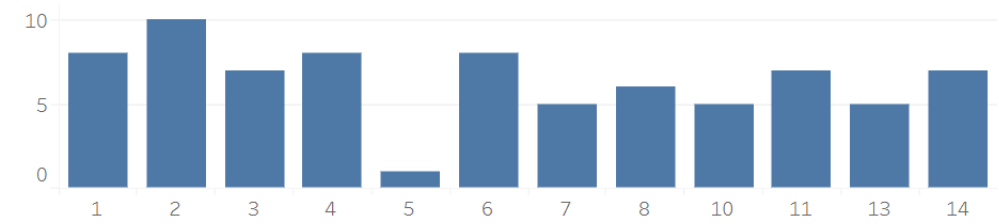


SBCF Status: Grants

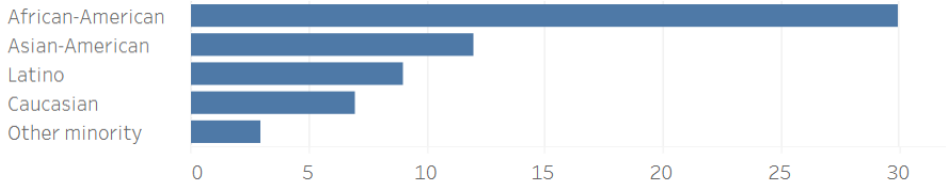
SBCF Grant Program Summary
1054 businesses were entered into the lottery



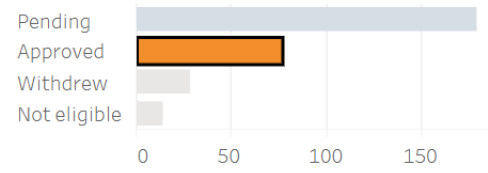
Council District



Business Owner Demographic Information



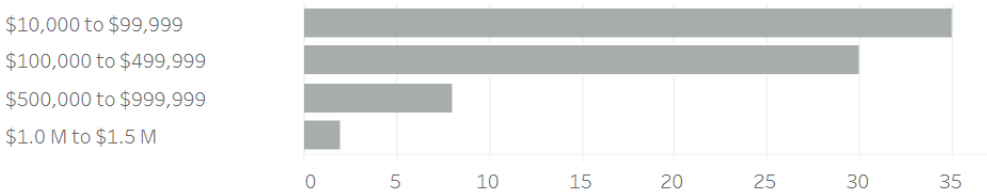
Award Status



Grant Awards

Amount Funded (\$)	599,400
Average Grant (\$)	7,784
Number Approved	77

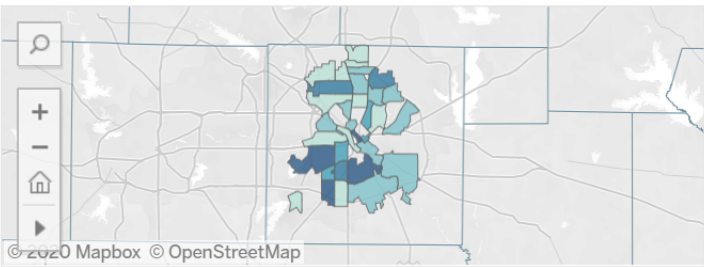
Business Revenue



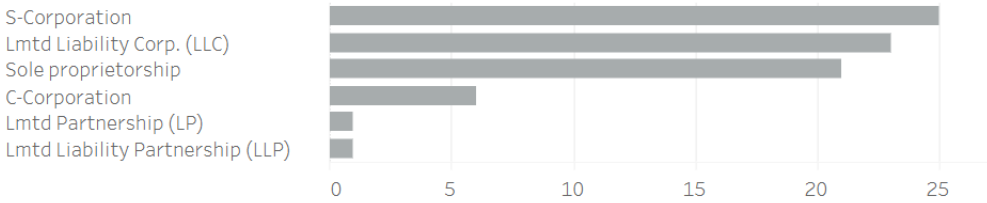
Targeted area businesses



Business Zip Code



Business Structure





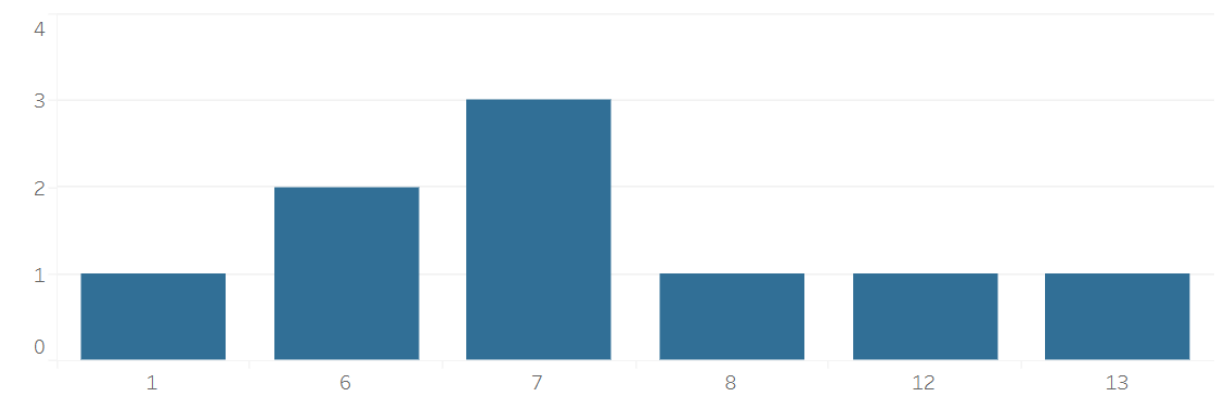
SBCF Status: Loans

SBCF Loan Program Summary

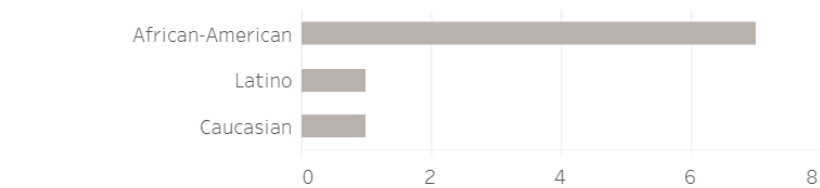
398 Applicants Qualified for the Lottery



Applicants by Council District

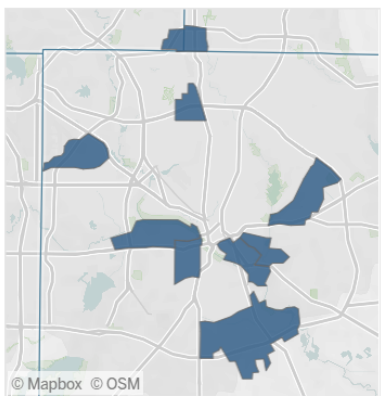


Business Owner Demographics

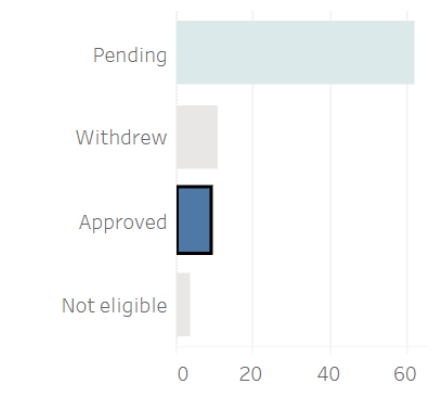


Woman-owned businesses **2**

Zip Code



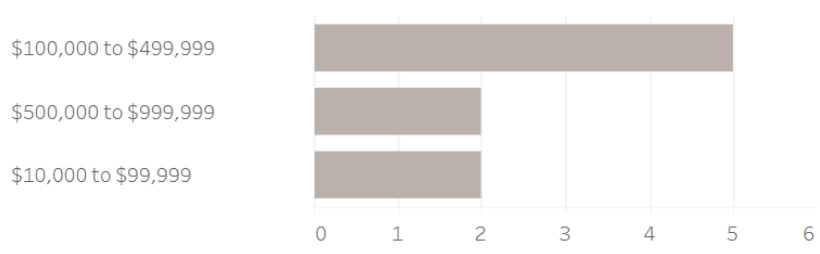
Award Status



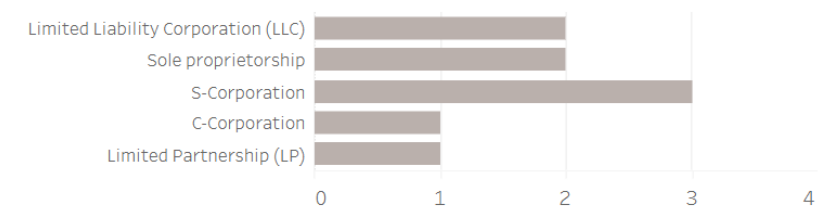
Approved Loans

Total Amount (\$)	257,000
Avg. Amount (\$)	28,556
Number	9

Annual Business Revenue



Business Structure



Issues/Operational Concerns



- Built program from ground up
 - Time from council authorization to first disbursement about 10 weeks
- Verifying CDBG regulations are necessary but time consuming
- Many awardees did not have documents ready to go and records are at times inconsistent
- Fewer awardees qualify for maximum grant/loan amount than expected
 - Leads to higher volume of recipients



Proposed Action



- Amend program statement so that CDBG requirements do not apply to CRF funding
 - Would use existing pipeline of applicants (700 remain on grant waiting list)



Next Steps



- Council Action
 - Scheduled for Council approval on August 12





Small Business Continuity Fund Update

Ad Hoc Covid-19 Committee
August 6

