

2020 Violent Crime Reduction Plan

Public Safety Committee

September 14, 2020

Deputy Chief Teena Schultz
Dallas Police Department



Presentation Overview

- Goals and Objectives
- Month of August
- Where We Are
- 4th Quarter Enhancement Plan
- Project Safe Neighborhood
- Operations/Initiatives
- Performance Metrics Updates

Goals and Objectives

Crime Reduction Goals

- 10% Reduction in murders and aggravated assaults in the Southeast, Southwest, and South-Central Divisions
- 10% Reduction in individual and business robberies in the Northeast and Southwest Divisions
- 5% Overall reduction in the violent crime category across all divisions

Objectives

- Implement a data-driven, comprehensive approach to address people, places, and behaviors impacting violent crime
- Increase clearance rates and solvability of violent crime
- Improve coordination and communications within the department and with external partners
- Optimize departmental resources using technology and improved key operational and organizational changes

The Month of August

- Aggravated Assaults and Homicides continue to be the department's primary area of concern.
- Homicides – 21
 - 9 Argument / Conflict
 - 4 Family Violence
 - 3 Robberies
 - 4 Unknown
- Aggravated Assaults (NFV) - 520
 - Argument / Conflict is the major cause for majority of these offenses.
 - Locations
 - Convenience Stores, Multi Family Locations
 - YTD Comparison Incidents VS Victims
 - 2019 - 2177 Incidents VS 3020 Victims
 - 2020 - 2640 Incidents VS 3876 Victims

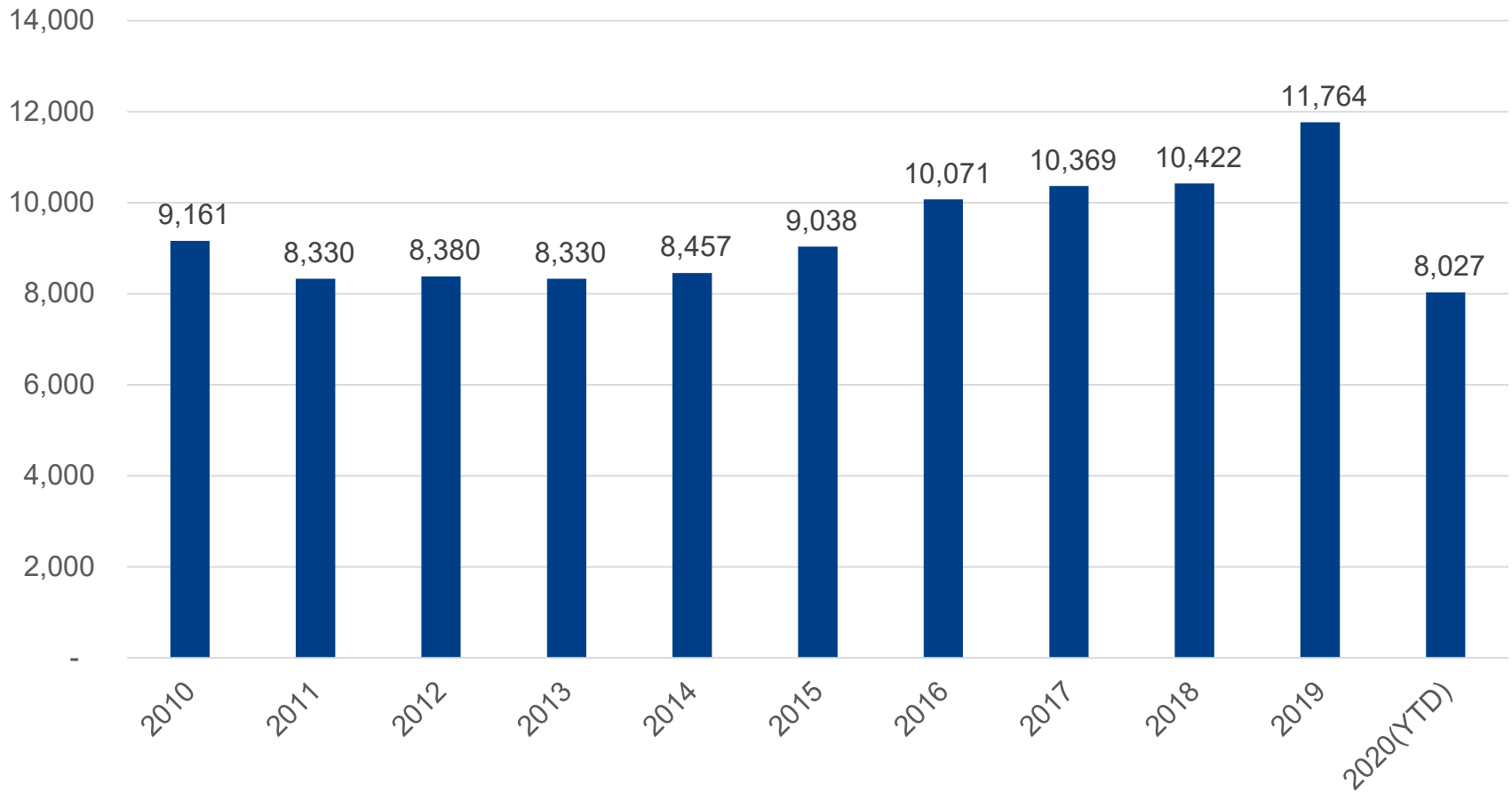
Where We Are

NIBRS COMPSTAT DAILY CRIME BRIEFING Monday, August 31, 2020				
NIBRS Compstat Crime	YTD TY	YTD LY	Cnt Diff	% Chg
AGG ASSAULT - FV	1298	1204	94	7.81%
AGG ASSAULT - NFV	3876	3020	856	28.34%
Sub-Total ASSAULT OFFENSES	5174	4224	950	22.49%
MURDER & NONNEGLIGENT MANSLAUGHTER	143	144	-1	-0.69%
Sub-Total HOMICIDE OFFENSES	143	144	-1	-0.69%
ROBBERY-BUSINESS	463	701	-238	-33.95%
ROBBERY-INDIVIDUAL	1793	2395	-602	-25.14%
Sub-Total ROBBERY	2256	3096	-840	-27.13%
SEX OFFENSES	454	577	-123	-21.32%
Sub-Total : Violent	8027	8041	-14	-0.17%
NIBRS Compstat Crime	YTD TY	YTD LY	Cnt Diff	% Chg
BURGLARY-BUSINESS	2877	2873	4	0.14%
BURGLARY-RESIDENCE	2457	2943	-486	-16.51%
Sub-Total BURGLARY ENTERING	5334	5816	-482	-8.29%
BMV	10135	10334	-199	-1.93%
OTHER THEFT	5663	6259	-596	-9.52%
SHOPLIFTING	1513	1565	-52	-3.32%
Sub-Total LARCENY/ THEFT OFFENSES	17311	18158	-847	-4.66%
UUMV	7031	7304	-273	-3.74%
Sub-Total MOTOR VEHICLE THEFT	7031	7304	-273	-3.74%
Sub-Total : Non-Violent	29676	31278	-1602	-5.12%
GRAND TOTAL	37703	39319	-1616	-4.11%

4th Quarter Plan

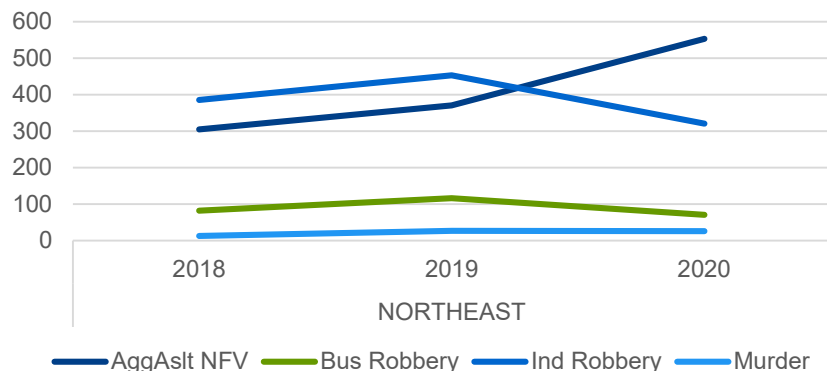
- All Divisions submitted an end of year strategic plan to meet our violent crime reduction goal:
 - Increased focus on convenience stores (C Stores)
 - Continued focus on apartment complexes
 - Continued operations with Gang Unit / Narcotics
 - Focus on Entertainment Districts
 - Continue with Racer/Speeder Initiative
 - Additional warrant service focus on gun crimes
 - Increase in warrant services involving violent offenders

Violent Crime History

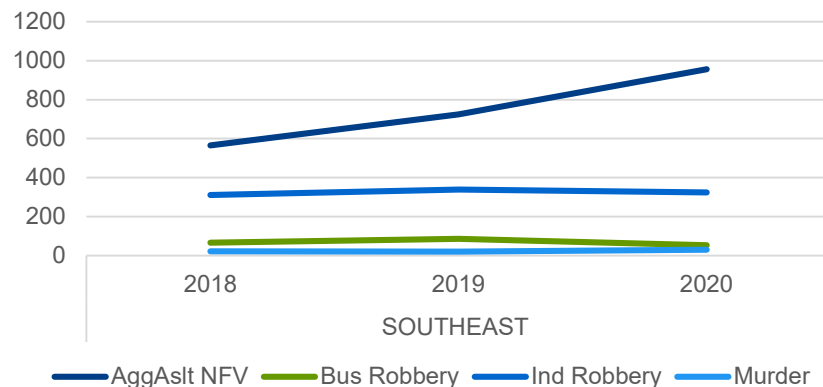


Violent Crime Targeted Divisions YTD

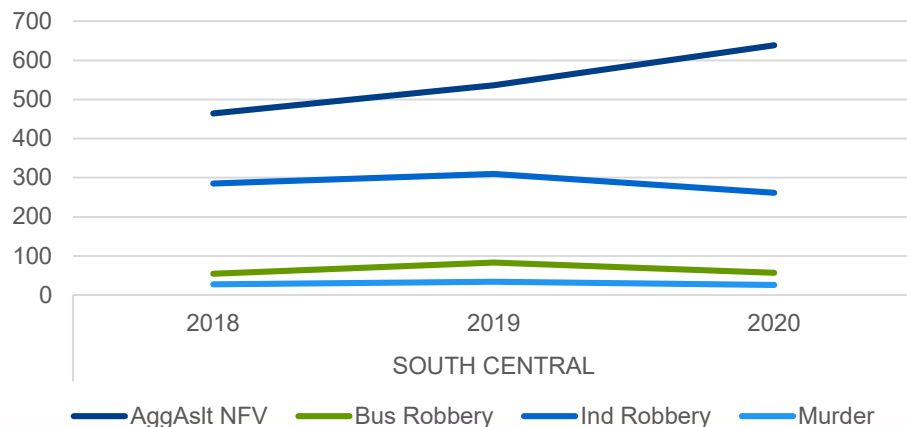
NORTHEAST DIVISION



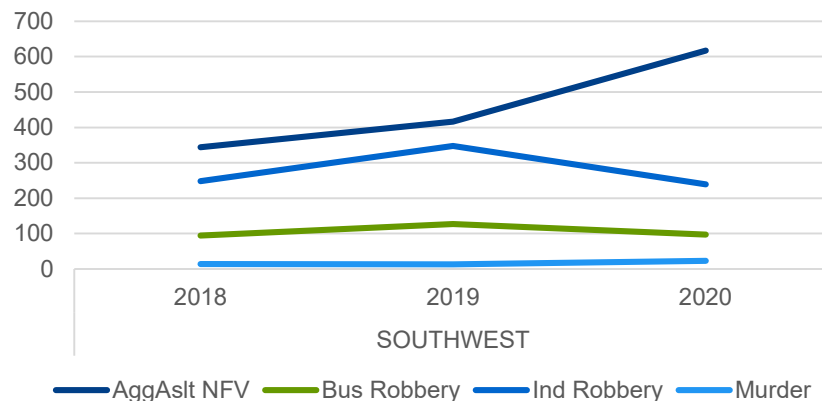
SOUTHEAST DIVISION



SOUTH CENTRAL DIVISION

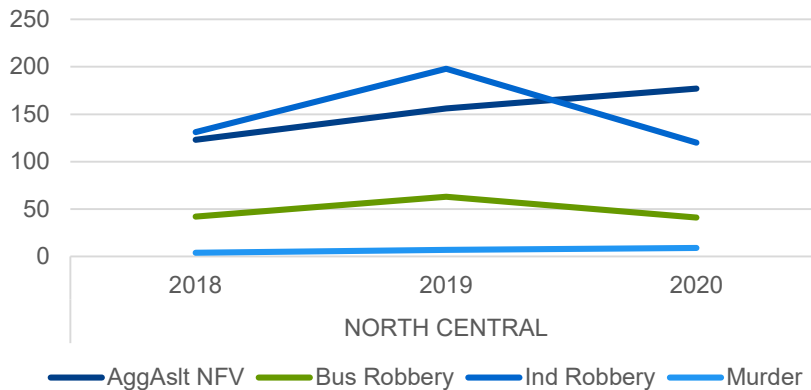


SOUTHWEST DIVISION

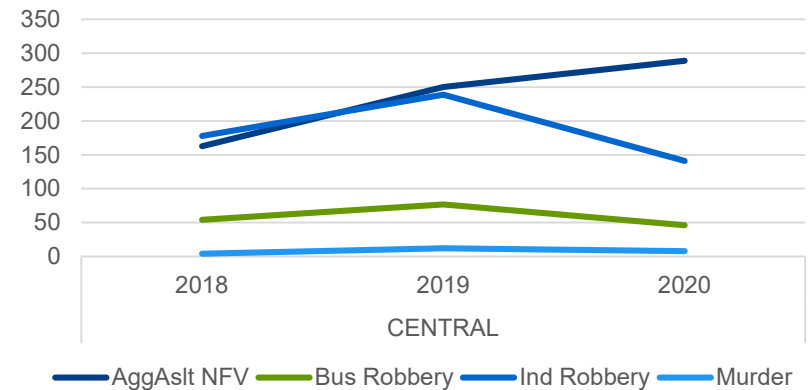


Violent Crime Other Divisions YTD

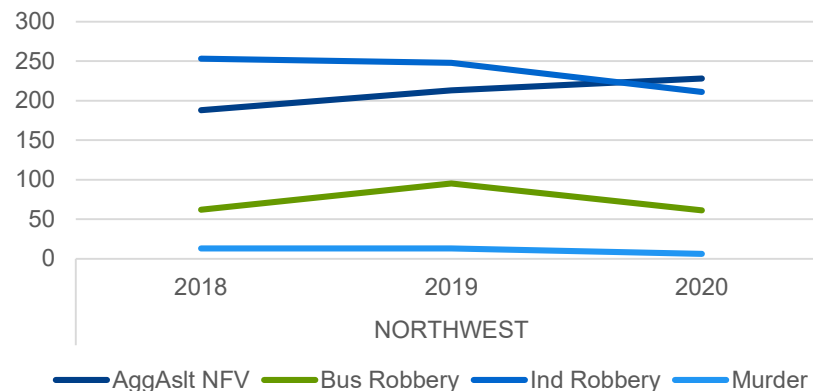
NORTH CENTRAL DIVISION



CENTRAL DIVISION



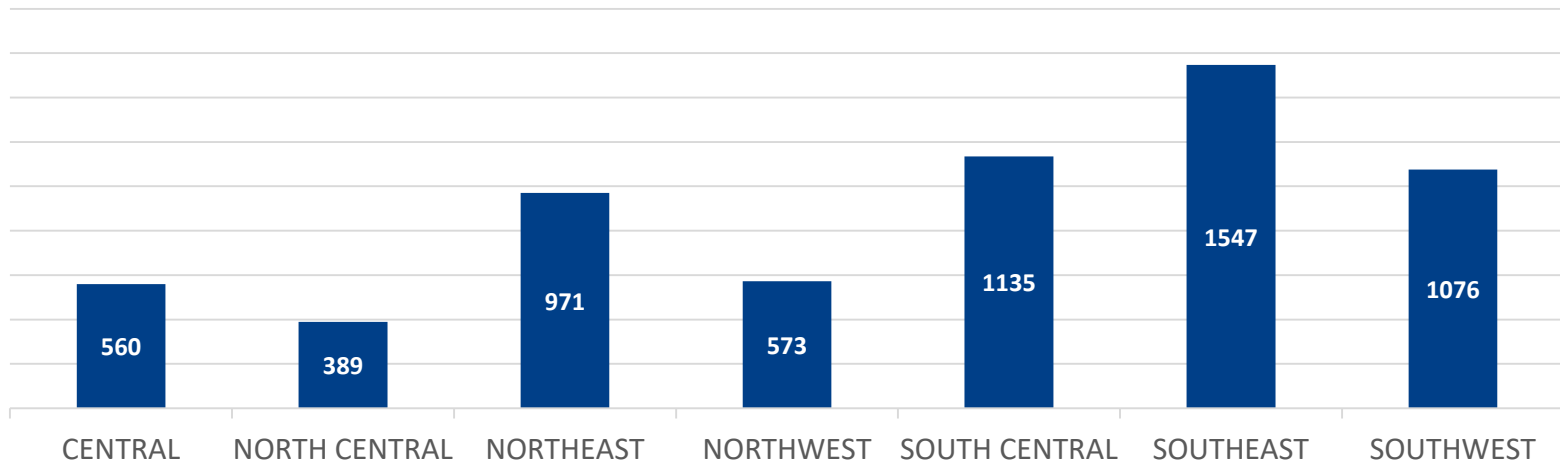
NORTHWEST DIVISION



YTD Violent Crime All Divisions

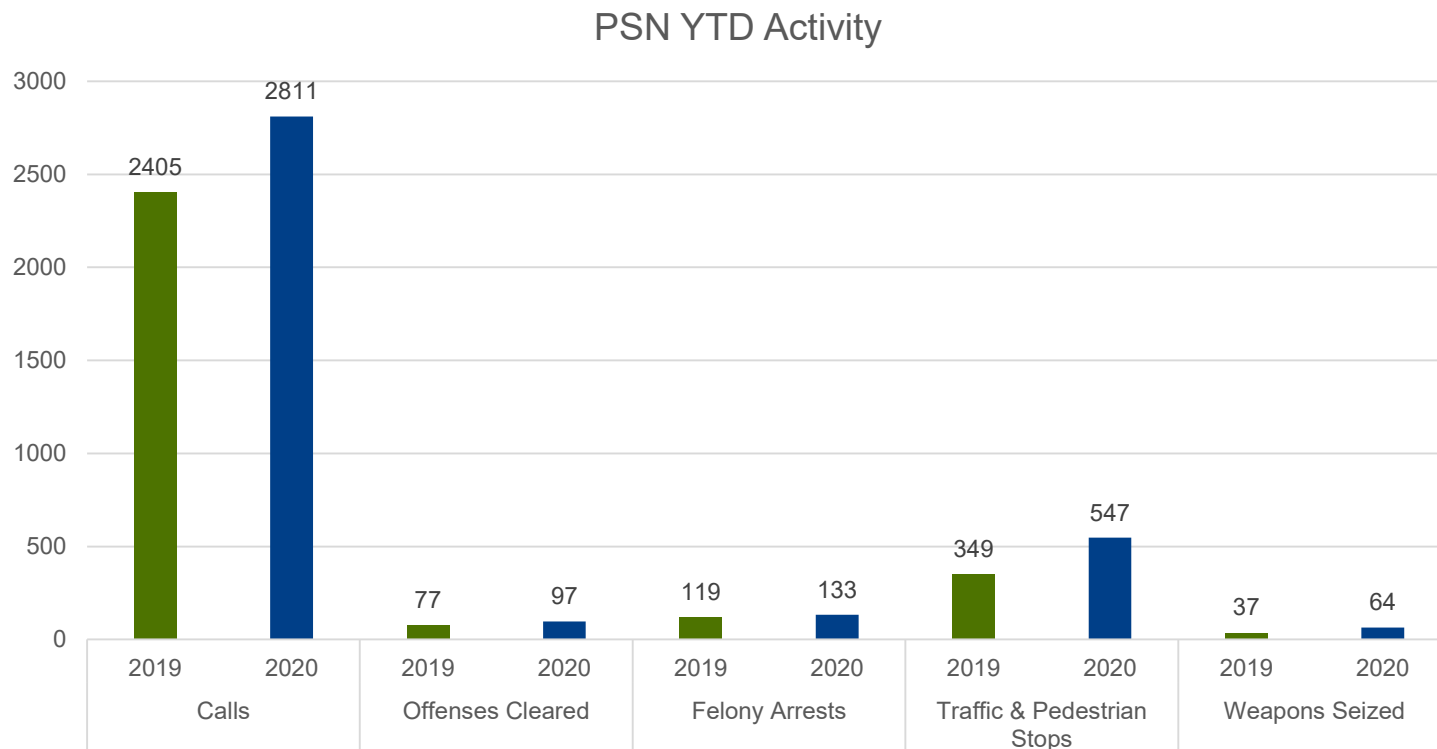
Offense	CENTRAL	NORTH CENTRAL	NORTHEAST	NORTHWEST	SOUTH CENTRAL	SOUTHEAST	SOUTHWEST	TOTAL
AggAslt NFV	331	206	553	264	748	1080	681	3863
Bus Robbery	49	42	71	69	69	59	103	462
Ind Robbery	171	132	321	233	290	373	267	1787
Murder	9	9	26	7	28	35	25	139
Total	560	389	971	573	1135	1547	1076	6251

YTD Violent Crime

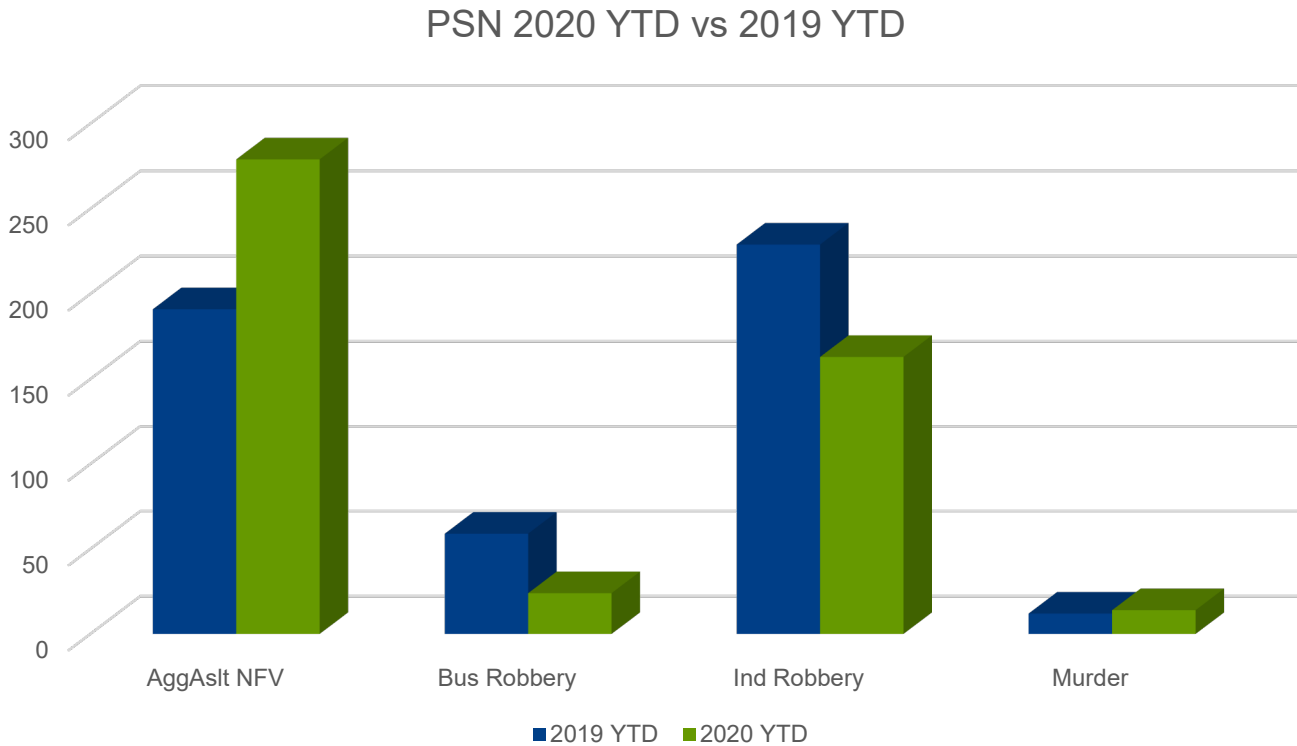


Project Safe Neighborhood

One of the objectives is to reduce gun related crimes in Northeast- Forest / Audelia and 5 points



Project Safe Neighborhood



Operations / Initiatives

- The violent Crime Response Team is focusing on individuals wanted for violent felony offenses.
- Collaborative fugitive apprehension operations are designed to get the offender off the street, to prevent further acts of violence
- Warrant Round-Up
 - February 24-28
 - March 9-13
 - April 6-10
 - April 27 – May 1
 - May 11-15
 - May 25-29
 - June 22-26
 - July 13-17
 - July 27-31
 - August 10-14
 - August 31-September 4

Operations / Initiatives—Arrest & Release Data

Violent Crime Warrant Round Up

	February 24-28	March 9-13	April 6-10	April 27 - May 1	May 11-15	May 25-29	June 22-26	July 13-17	July 27-31
Goal	100	75	70	80	80	70	50	50	50
Arrested	53	72	54	66	57	51	36	39	36
Apprehension Rate	53%	96%	77%	83%	71%	73%	72%	78%	72%
Repeat Offenders	39	41	26	34	45	32	15	19	17

Offender Status

1-10 Days in Jail	15	19	15	17	26	18	9	15	16
11-20 Days in Jail	0	3	6	2	5	1	6	3	0
21-30 Days in Jail	0	5	2	0	1	0	3	6	0
More than 30 Days	0	1	0	0	0	0	0	0	0
Still in Jail	34	31	20	39	18	23	16	11	0
Extradited	1	1	0	0	0	0	0	0	18
Not Available	3	12	11	8	7	9	2	4	2
Total	53	72	54	66	57	51	36	39	36

	August 10-14	August 31-September 4
Goal	70	70
Arrested	55	50
Apprehension Rate	79%	71%
Repeat Offenders	41	33

Offender Status

1-10 Days in Jail	18	11
11-20 Days in Jail	3	0
21-30 Days in Jail	2	0
More than 30 Days	0	0
Still in Jail	18	30
Extradited	0	0
Not Available	14	9
Total	55	50

Operations / Initiatives

Operation Beat / Street

- 31 Felony Arrest & 43 Misdemeanor Arrest
- 652 Traffic Stops & 265 Pedestrian Stops
- 12 Weapon seized
- 33 Drugs Seized
- 14 Stolen Vehicles Recovered

**The above operations are part of the Summer Crime Initiative and have been conducted throughout the summer. The above represents activity for the month of August*

Operation / Initiatives

- ATF/DPD/DPS Buy/Bust Operation
 - Individuals were selling firearms, Glock switches, and narcotics
 - 3 Federal Arrests
 - 20 Firearms
 - 20 Glock Switches
 - THC, marijuana, and cocaine seized
 - Undetermined amount of US Currency

Operation / Initiatives

- Operation CBD

- Collaborative effort with Dallas Police, Dallas Fire & Rescue Inspectors, Code Compliance, Transportation and Public Works to address speeders and violent crime
 - Barricades placed strategically to deter racing
 - 2 DJ table booths were shut down prior to set up
 - Longshot Tavern shut down by DFR/Code Enforcement for occupancy violation
 - Warning given to Tate's Bar on Friday for occupancy
 - Tate's Bar shut down on Saturday by DFR/Code Enforcement
 - Tate's Bar shut down voluntarily before DFR/Code

17

Operations / Initiatives

- Labor Day Citywide Racing Initiative
 - Traffic Stops
 - 141 traffic citations issued
 - 182 spectator citations issued
 - 12 towed vehicles
 - 3 guns seized
 - 1 recovered stolen vehicle
 - 1 DWI arrest

2020 Performance Metrics Update

- The 2020 Crime Plan has additional metrics that support the department as a whole and assist with overall crime reduction and efficiency.
- A timeline was established to ensure we remain on target
- The following is an update on the progress of each metric

2020 Violent Crime Objective Timeline

Immediate/Ongoing (January)

Internal Communications Improvements
Violent Crime Reduction Team
Tactical Enforcement
Project Safe Neighborhood
Nuisance Abatement
Record Management System
Critical Incident Response
Community Engagement
Increase DORS Usage
Process Review

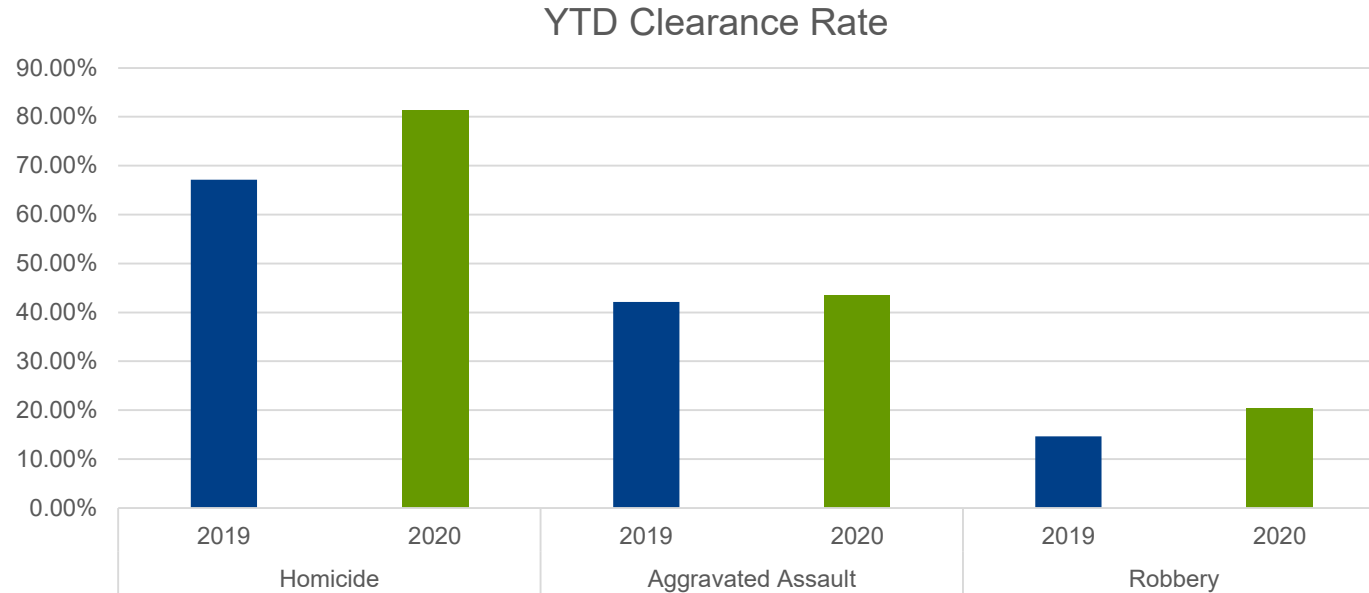
Phase 1 (February – June)

Intelligence Led Policing Division
Targeted Warrant Roundups
External Communications Improvements
Pilot Patrol Staffing Model
Streamline Caseload Management
Expand Starlight Program
Expand Digital Sandbox Solution
Improve Dashboard
Ongoing Technology Reviews

Phase 2 (July – December)

Focused Deterrence
Civilianization
Expand RIGHT Care
Enhance Leadership Training
Cultural Assessment

Performance Metrics Update

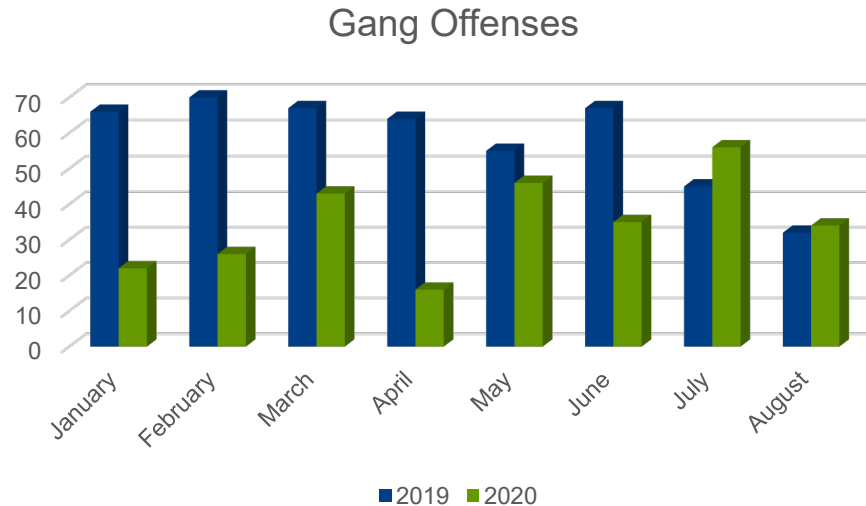


National Average Clearance Rate

- Homicide 62.8%
- Robbery 30.4 %
- Aggravated Assault 52.5%

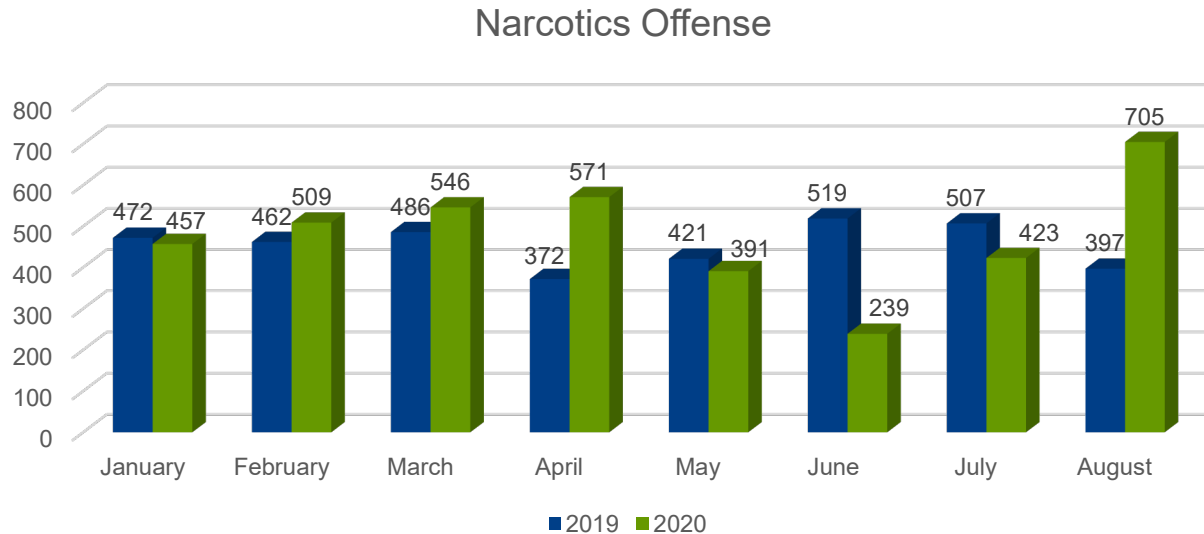
Source: www.statista.com/statistics/194213/crime-clearance-rate-by-type-in-the-us

Performance Metrics Update



- Gang Activity is defined as the following:
 - Gang member commits offense against another gang member
 - Gang member commits violent criminal act
- Gang detectives and enforcement officers respond to all drive-by shootings to determine if they are gang related. This rapid response and relentless follow up has allowed us to identify and apprehend more offenders

Performance Metrics Update



- Narcotics offenses are defined as:
 - Any incident in which illicit drugs are determined to be a direct or indirect factor of the crime
- To address the increase, the Narcotics Division has conducted 105 undercover operations and executed 14 search warrants netting 67 arrest for the month of August.

Performance Metrics Update

Records Management (RMS) & Review Process

- Goals have been met
- New detectives will receive basic RMS training (9 completed training on 9/10/2020, 10 scheduled for 9/16/2020)
- Continuous Review of Open/Closed cases

Caseload Management

- As a result of RMS training, we are able to audit and manage detectives case load more efficiently
- Supervisors review the open/closed cases

Performance Metrics Update

Critical Incident Response

- Homicide Response Team provides rapid response to a scene to identify all witness and evidence related to the incident
- 6 responses August
 - 1- Suspect arrested
 - 4- Canvased Neighborhood for Witness and Suspects
 - 3– Investigation follow up with Homicide detective

* Deployment of this team has increased the departments clearance rate

Performance Metrics Update

Real Time Crime Center Update

- 22 applicants are currently in the hiring process
 - 17 applicants are progressing through background investigation
 - 5 are progressing through document submission for background review

TASK	PROGRESS	START	END	NOTES
Design	80%	3/1/20	9/01/20	Design is complete.
Buildout	0%	9/15/20	11/15/20	Delays resulting from impact of COVID on FEMA ability to process grants
Testing	0%	10/20/20	12/1/20	

Performance Metrics Update

Starlight Update

- The Dallas Police Department has expanded to seven locations for the proof of concept.
 - Press conference is scheduled for September 22
- Use of video analytics is being expanded to identify the precursors to offenses before they occur:
 - Loitering
 - Running
 - Persons in prohibited areas
 - Camera tampering



Performance Metrics Update

Starlight Update (Cont.):

During the proof of concept, November 2019 through August 2020:

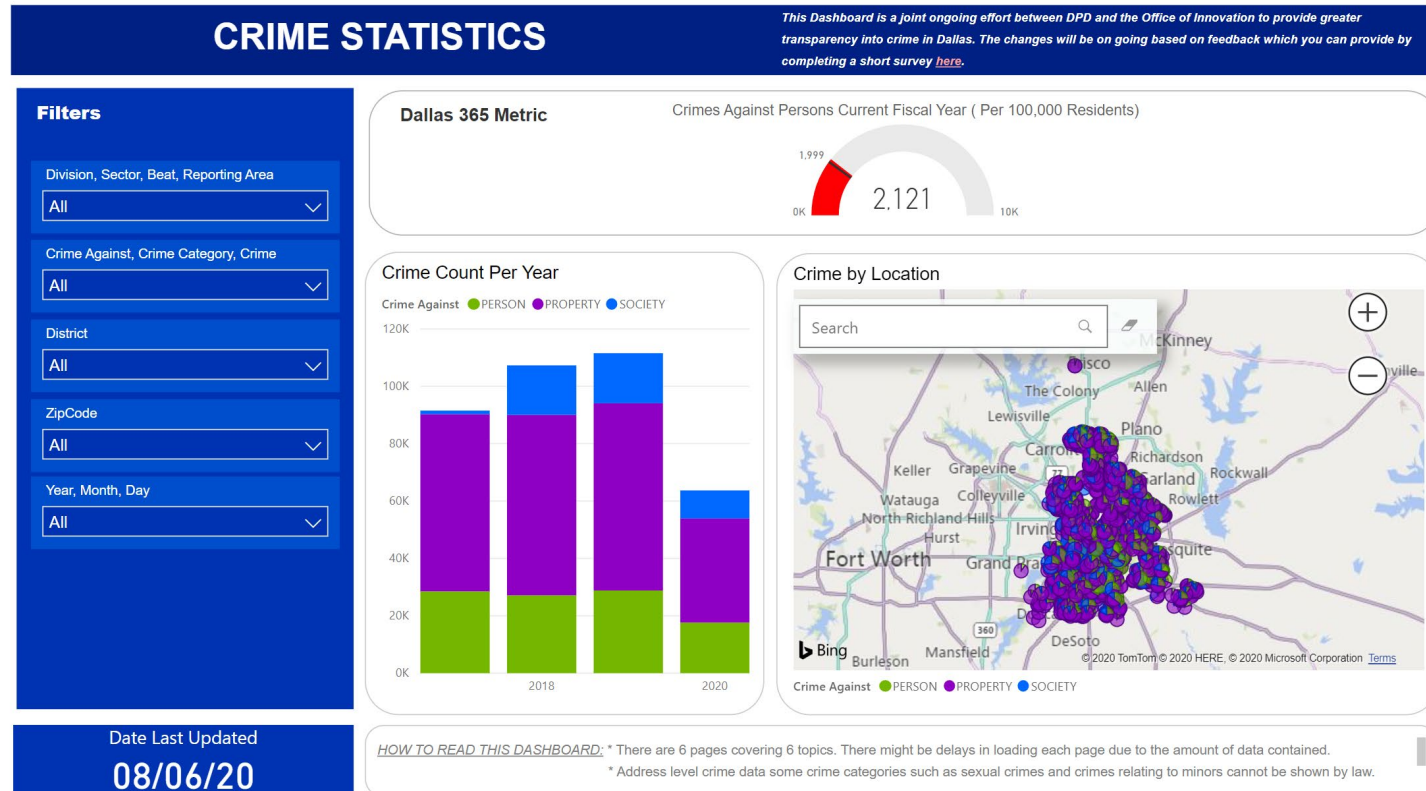
- Calls have been reduced 38.7%
- Offenses have been reduced 35%

The four additional locations are currently in the testing phase and will go live on September 22

Performance Metrics Update

Implemented Dashboard Interface

- Dashboard is operational and citizens can access it from [Dallaspolice.net](https://dallaspolice.net)



Performance Metrics Update

South Central Patrol Pilot Staffing Model

Average Response Times YTD			
Priority	3/4/2020	9/2/2020	Change Time
1	8.68	7.47	-1.21
2	25.63	22.04	-3.59
3	88.53	60.04	-28.49
4	117.3	82.26	-35.04

Crime Percentage YTD		
Crime	3/5/2020	9/2/2020
Violent	1.59%	0.33%
Non-Violent	-10.52%	-11.63%
Total	-7.49%	-8.11%

- South Central Observations:
 - More efficient utilization of resources through workload analysis.
 - 356 DORS and Over the Phone Reports completed in August
 - 27% of priority 4 type calls were handled through DORS and Over the phone in August

30

Performance Metrics Update

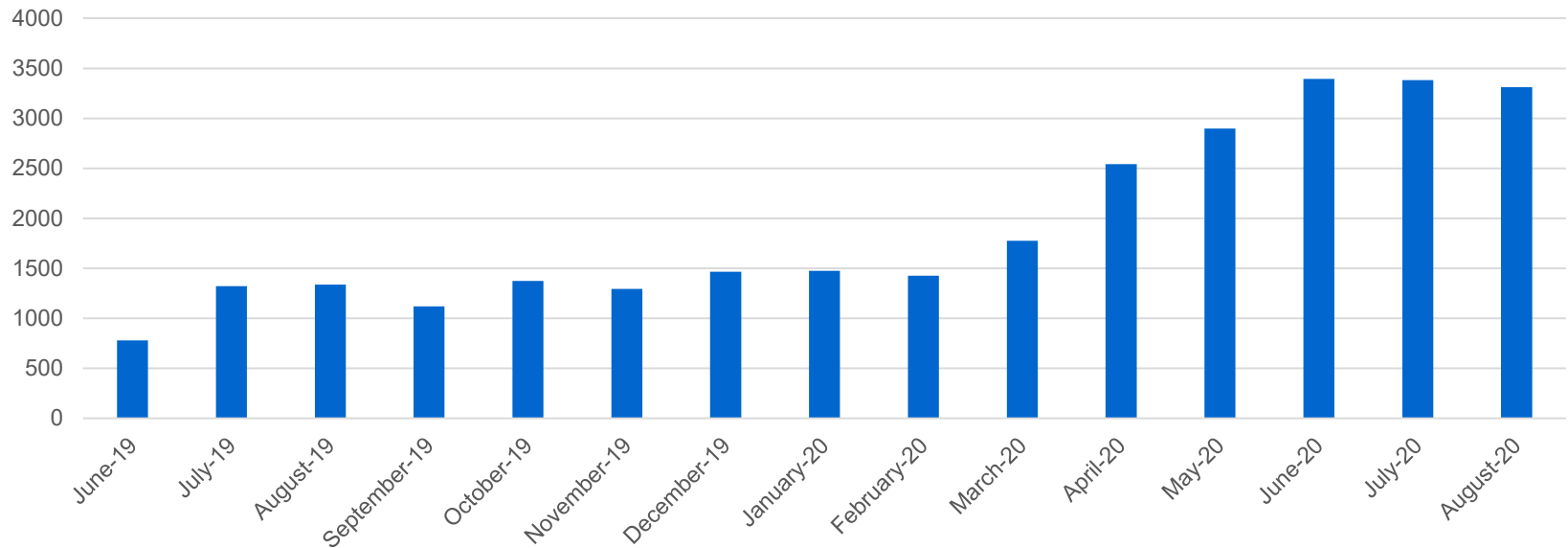
- Northeast Staffing Model
 - Set to begin September 16, 2020
 - 6 different shifts
 - Deep Nights / 1st Watch hours
 - 1:00am-9:00am
 - 7:30pm-3:30am
 - Days / 2nd watch hours
 - 5:00am-1:00pm
 - 8:30a-4:30pm
 - Evenings / 3rd watch hours
 - 12:00pm-8:00pm
 - 4:30pm-12:30am

Performance Metrics Update

- Southeast Staffing Model (Tentative Schedule)
 - September 10, 2020 first meeting to discuss tentative timeline
 - September 21, 2020 reviewing various staffing schedules to determine best fit
 - September 28, 2020 bid numbers finalized
 - October 5, 2020 bid tables go out
 - October 12, 2020 bid begins
 - October 28, 2020 effective start date

Performance Metrics Update

- Increase Usage of Dallas Online Reporting System (DORS) & Expeditor Reports**



- 3,310 DORS and Over the Phone Reports completed in August
- 31% of priority 4 type calls were handled through DORS and Over the Phone in July

33

Performance Metrics Update

Community Engagement

- Divisions are keeping the community involved and engaged during COVID 19 pandemic with virtual meetings
- Back to school rally
- Junior police academy scholarship awards
- Senior citizen food drive give away

2020 Violent Crime Reduction Plan

Public Safety Committee

September 14, 2020

Deputy Chief Teena Schultz
Dallas Police Department

