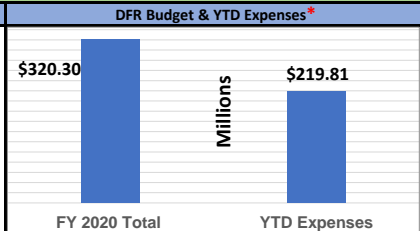
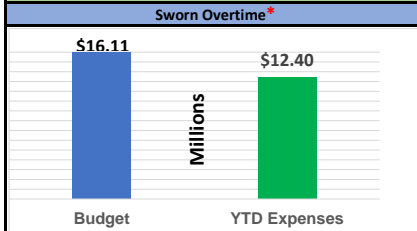
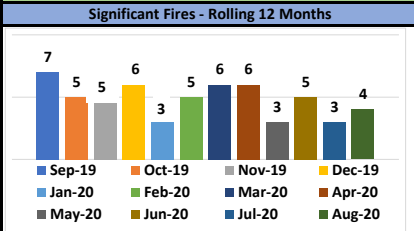


Dallas Fire-Rescue Department Dashboard: Month Ending August 31, 2020

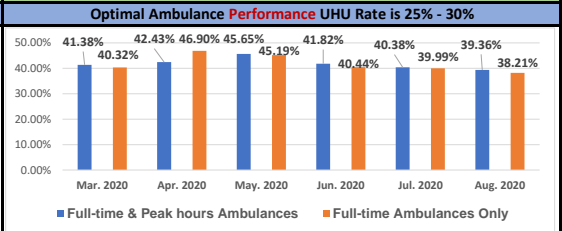
FY 2020 BUDGET	
----------------	--



SIGNIFICANT FIRES



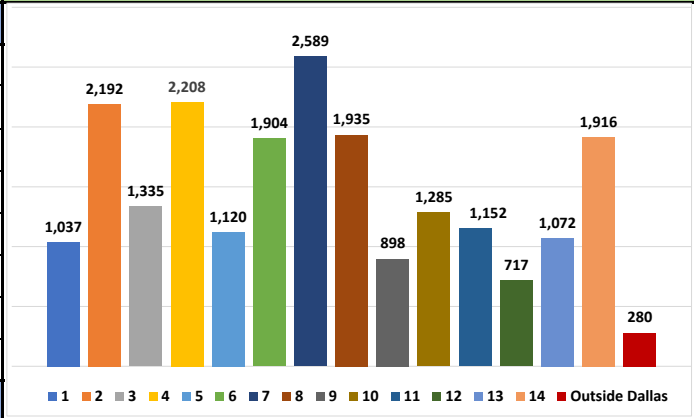
AMBULANCE UNIT HOUR UTILIZATION RATE	
1	2
3	4
5	6
7	8
9	10
11	12
13	14
15	16
17	18
19	20
21	22
23	24
25	26
27	28
29	30
31	32
33	34
35	36
37	38
39	40
41	42
43	44
45	46
47	48
49	50
51	52
53	54
55	56
57	58
59	60
61	62
63	64
65	66
67	68
69	70
71	72
73	74
75	76
77	78
79	80
81	82
83	84
85	86
87	88
89	90
91	92
93	94
95	96
97	98
99	100



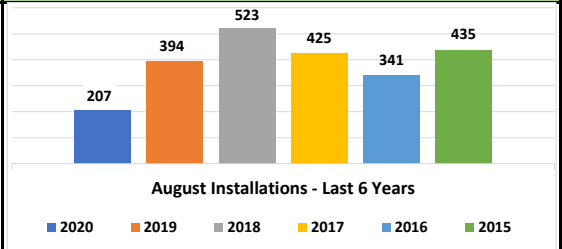
SWORN STAFFING AND HIRING

Function	August 2018	August 2019	August 2020
EMS & Emergency Response	1,589	1,674	1,664
Dispatch Comms & GIS	59	61	61
Fire Prevention & Inspection	98	93	94
Arson Investigation EOD	15	23	20
Training & Recruitment	140	95	100
Aircraft Rescue Fire Fighting (ARFF)	35	37	37
Special Ops Administration	5	7	6
Human Resources & Wellness	2	4	4
Total Uniform	1,943	1,994	1,986

AUGUST 2020 INCIDENT RESPONSE DATA - PER COUNCIL DISTRICT



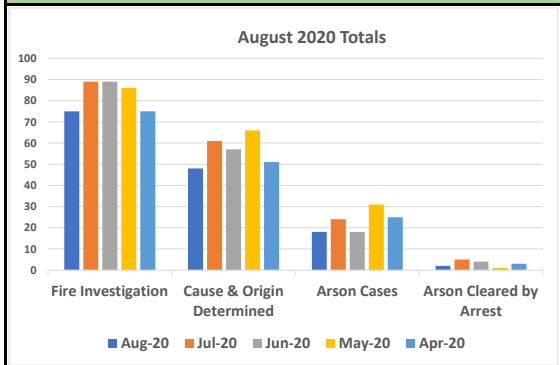
FIRE PREVENTION SMOKE DETECTOR INSTALLS



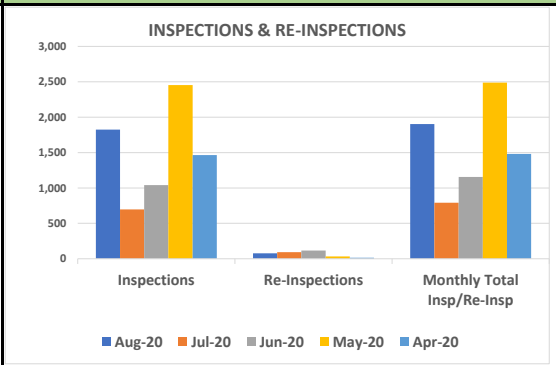
AUGUST 2020 FIRE COMMUNICATIONS & DISPATCH

Specialized	Fire	EMS	2020 Year to Date Calls & Dispatches
253	5,114	16,273	
1.17%	23.63%	75.20%	179,729

FIRE INVESTIGATIONS & ARSON CLEARANCE BY ARREST



FIRE MARSHAL INSPECTIONS & RE-INSPECTIONS



FIRE FATALITIES - National Benchmark is < 13

January 1st through August 31st, 2020
City of Dallas Fire Fatalities = two (2)

CURRENT RECRUITS IN DFR ACADEMY

Class ID	Class 355	Class 357	Class 358	Class 359
# of Trainees	5	16	19	25
Start Date	7/24/2019	11/27/2019	11/27/2019	4/15/2020
End Date	Re-test	1/29/2021	1/29/2021	3/21/2021
ERB Assigned	Re-test	2/2021	2/2021	3/2021

EMERGENCY RESPONSE TIME METRICS					

Percentage of EMS Responses within Nine Minutes or Less (NFPA Standard #1710)	87.40%	Percentage of EMS Responses within Five Minutes or Less, Includes <u>ALL</u> DFR Apparatus (NFPA Standard #1710)	43.58%	Percentage of First Heavy Apparatus On Location of Structure Fire Dispatches within 5:20 or Less (NFPA Standard #1710)	85.93%
---	--------	--	--------	--	--------

* YTD-Exp – Do Not Include Encumbrances