



City of Dallas

**Violent Crime Reduction Plan Update
Public Safety Committee
March 2, 2021**



Teena Schultz, Acting Assistant Chief
Dallas Police Department
City of Dallas

Presentation Overview



- Month of February (February 1- February 22)
- Where We Are
- Project Safe Neighborhood
- Operations/Initiatives
- Performance Metrics Updates



The Month of February



- Aggravated Assaults and Homicides continue to be the department's primary area of concern.
- Homicides – 18
 - 3 Argument / Conflict
 - 5 Family Violence
 - 2 Robberies
 - 8 Unknown
- Aggravated Assaults (NFV) - 302
 - Argument / Conflict is the major cause for majority of these offenses.
 - Locations
 - Multi Family Locations
 - YTD Comparison Incidents VS Victims
 - 2020 - 494 Incidents VS 804 Victims
 - 2021 - 518 Incidents VS 815 Victims



The Month of February



YTD Homicide Comparison (Victim Relationship)

MOTIVE	2020		2021	
	NUM	PCT	NUM	PCT
ARGUMENT/CONFLICT	9	40.9%	12	34.3%
ARSON	0	0.0%	0	0.0%
BURGLARY	0	0.0%	0	0.0%
CRIMINAL NEGLIGENCE	0	0.0%	0	0.0%
FAMILY VIOLENCE	3	13.6%	6	17.1%
HOME INVASION	1	4.5%	0	0.0%
OFFICER INVOLVED	0	0.0%	0	0.0%
ROBBERY	8	36.4%	4	11.4%
SEXUAL	0	0.0%	0	0.0%
OTHER	0	0.0%	0	0.0%
UNKNOWN	1	4.5%	13	37.1%
TOTAL	22		35	

GANGS / DRUGS	2020		2021	
	NUM	PCT	NUM	PCT
GANG INVOLVED	4	26.7%	2	33.3%
GANG MOTIVATED	2	13.3%	0	0.0%
DRUG INVOLVED	9	60.0%	4	66.7%
TOTAL	15		6	

ARGUMENT CONFLICT RELATIONSHIP	2020		2021	
	NUM	PCT	NUM	PCT
Acquaintance	5	55.6%	6	50.0%
Boyfriend	0	0.0%	1	8.3%
Stranger	4	44.4%	4	33.3%
Unknown	0	0.0%	1	8.3%
TOTAL	9		12	



The Month of February



YTD Homicide Comparison (Suspect Relationship)

SUSPECT RELATIONSHIP	2020		2021	
	NUM	PCT	NUM	PCT
Acquaintance	22	59.5%	7	20.0%
Boyfriend	2	5.4%	1	2.9%
Child	0	0.0%	1	2.9%
Common Law	0	0.0%	0	0.0%
Girlfriend	0	0.0%	1	2.9%
Grandchild	0	0.0%	0	0.0%
Grandparent	0	0.0%	0	0.0%
In-Law	0	0.0%	0	0.0%
Other Family	0	0.0%	1	2.9%
Parent	0	0.0%	0	0.0%
Roommate	1	2.7%	0	0.0%
Sibling	0	0.0%	0	0.0%
Spouse	0	0.0%	2	5.7%
Stranger	10	27.0%	7	20.0%
Unknown	2	5.4%	15	42.9%
TOTAL	37		35	



Where We Are



NIBRS COMPSTAT DAILY CRIME BRIEFING Monday, February 22, 2021

NIBRS Compstat Crime	YTD TY	YTD LY	Cnt Diff	% Chg
AGG ASSAULT – FV	261	229	32	13.97%
AGG ASSAULT - NFV	815	804	11	1.37%
Sub-Total ASSAULT OFFENSES	1076	1033	43	4.16%
MURDER & NONNEGLIGENT MANSLAUGHTER	35	22	13	59.09%
Sub-Total HOMICIDE OFFENSES	35	22	13	59.09%
ROBBERY-BUSINESS	94	151	-57	-37.75%
ROBBERY-INDIVIDUAL	304	464	-160	-34.48%
Sub-Total ROBBERY	398	615	-217	-35.28%
SEX OFFENSES	77	115	-38	-33.04%
Sub-Total : Violent	1586	1785	-199	-11.15%
NIBRS Compstat Crime	YTD TY	YTD LY	Cnt Diff	% Chg
BURGLARY-BUSINESS	529	690	-161	-28.33%
BURGLARY-RESIDENCE	384	700	-316	-45.14%
Sub-Total BURGLARY ENTERING	913	1390	-477	-34.32%
BMV	2296	2177	119	5.47%
OTHER THEFT	993	1363	-370	-27.15%
SHOPLIFTING	258	410	-152	-37.07%
Sub-Total LARCENY/ THEFT OFFENSES	3547	3950	-403	-10.20%
UUMV	1345	1752	-407	-23.23%
Sub-Total MOTOR VEHICLE THEFT	1345	1752	-407	-23.23%
Sub-Total : Non-Violent	5805	7092	-1287	-18.15%
GRAND TOTAL	7391	8877	-1486	-16.74%

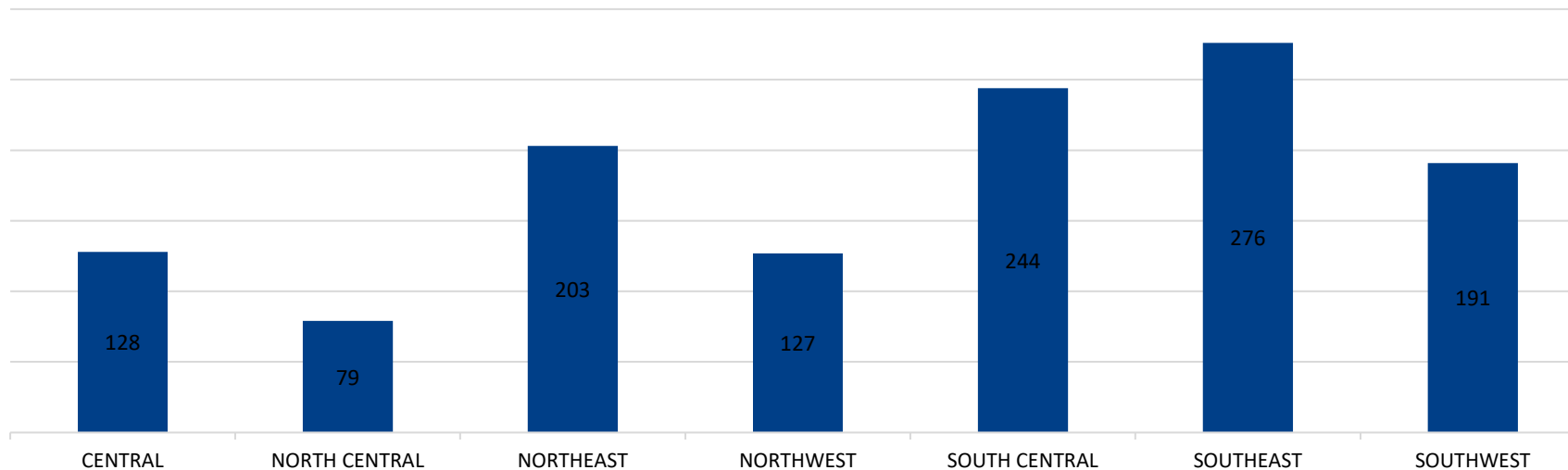


YTD Violent Crime All Divisions



Offense	CENTRAL	NORTH CENTRAL	NORTHEAST	NORTHWEST	SOUTH CENTRAL	SOUTHEAST	SOUTHWEST	TOTAL
AggAslt NFV	91	38	125	71	175	198	117	815
Bus Robbery	8	11	13	15	13	11	23	94
Ind Robbery	27	29	61	41	41	59	46	304
Murder	2	1	4	0	15	8	5	35
Total	128	79	203	127	244	276	191	1248

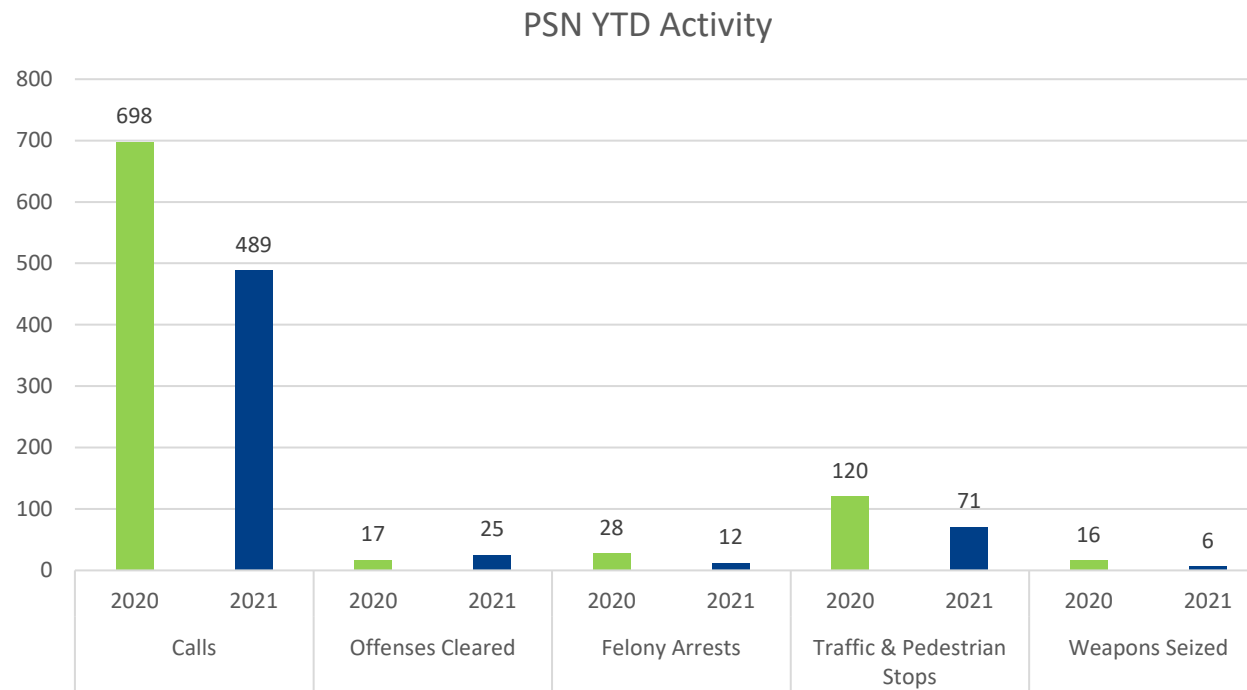
YTD Violent Crime



Project Safe Neighborhood



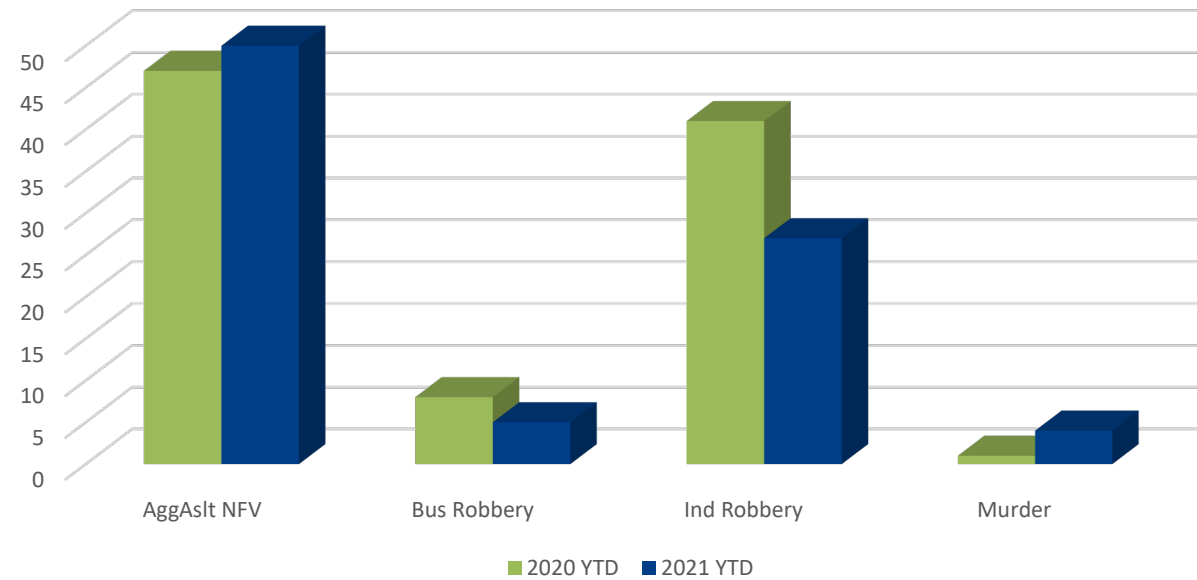
- One of the objectives is to reduce gun related crimes in Northeast- Forest / Audelia and 5 points



Project Safe Neighborhood



PSN 2020 YTD vs 2021 YTD



Operations / Initiatives



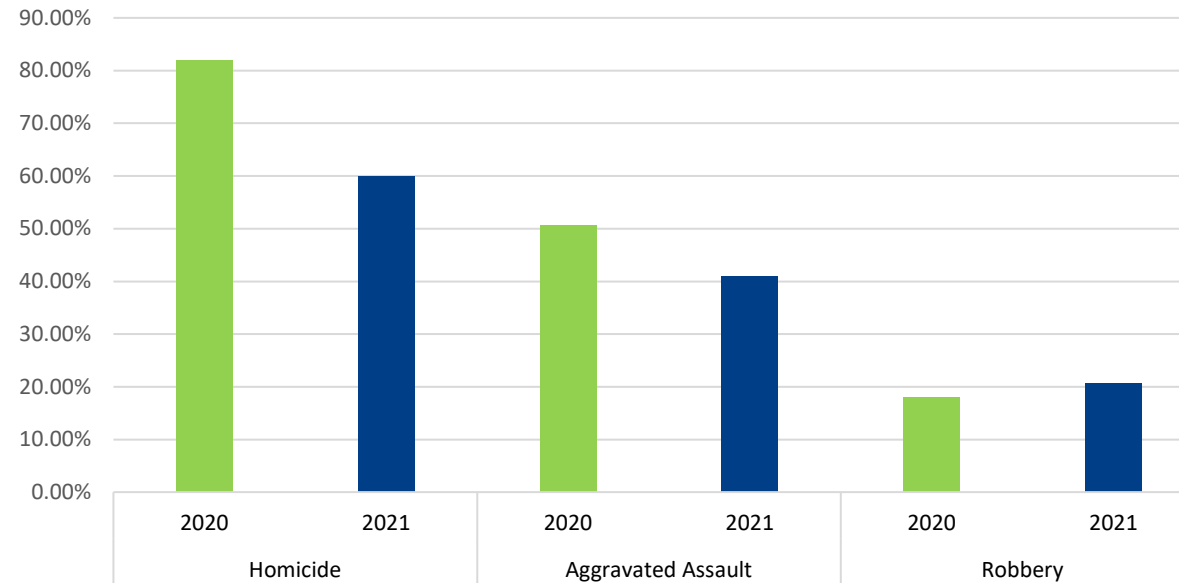
- The violent Crime Response Team is focusing on individuals wanted for violent felony offenses.
- Collaborative fugitive apprehension operations are designed to get the offender off the street, to prevent further acts of violence
- Warrant Round-Up
 - January 25-29
 - February 22-26



Performance Metrics Update



YTD Clearance Rate



National Average Clearance Rate

Homicide 62.8%

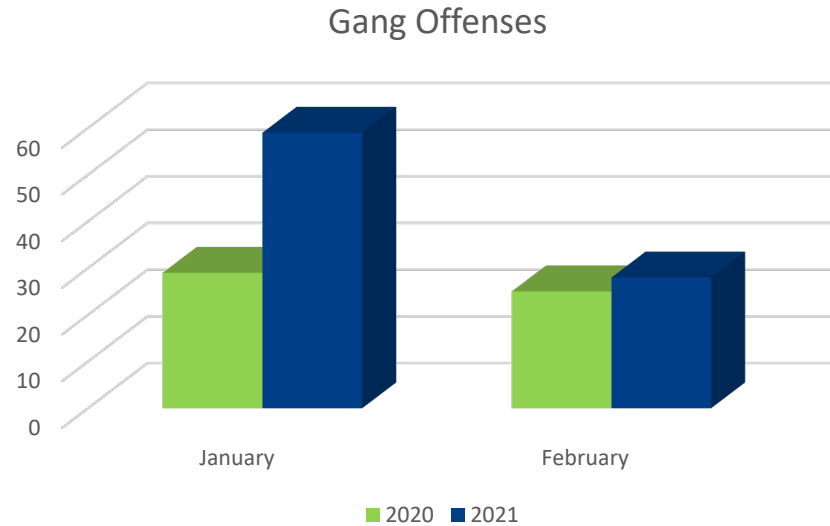
Robbery 30.4 %

Aggravated Assault 52.5%

Source: www.statista.com/statistics/194213/crime-clearance-rate-by-type-in-the-us



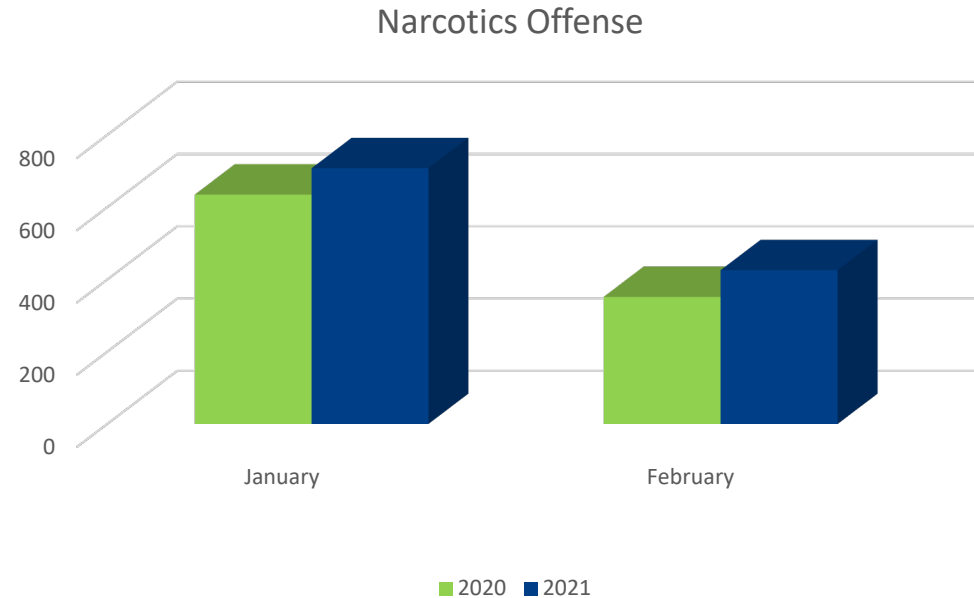
Performance Metrics Update



- Gang Activity is defined as the following:
 - Gang member commits offense against another gang member
 - Gang member commits violent criminal act
- Gang detectives and enforcement officers respond to all drive-by shootings to determine if they are gang related. This rapid response and relentless follow up has allowed us to identify and apprehend more offenders



Performance Metrics Update



Narcotics offenses are defined as:

- Any incident in which illicit drugs are determined to be a direct or indirect factor of the crime
- To address the increase, the Narcotics Division has conducted 53 undercover operations and executed 7 search warrants netting 27 arrest for the month of February.



Performance Metrics Update



Real Time Crime Center Update

- 21 applicants are in training for RTCC operations
- 1 applicants is in the background process with an expected completion date of March 1
- The final stages of construction are underway and are anticipated by I.T.S to be complete by April 20



Performance Metrics Update



- South Central Patrol Pilot Staffing Model

South Central Average Response Times			
Priority	Feb. 1 – Feb. 22 '21	Feb. 1. – Feb 22 '20	Change Time
1	7.94	8.76	-0.82
2	22.11	25.38	-3.27

South Central Crime Percentage			
Crime	Feb. 1 – Feb. 22 '21	Feb. 1. – Feb 22 '20	Change
Violent	111	148	-25.00%
Non-Violent	172	242	-28.93%
Total	283	390	-27.44%

South Central Observations:

- Year to date this year (7.84) compared to year to date last year (8.51), decrease of -0.67 on Priority 1 response time.
- More usage of the Dallas Online Reporting System (DORS) program from the public.



Performance Metrics Update



Northeast Patrol Pilot Staffing Model

Northeast Average Response Times			
Priority	Feb. 1 – Feb. 22 '21	Feb. 1. – Feb 22 '20	Change Time
1	9.67	9.06	0.61
2	26.88	29.07	-2.19
Northeast Crime Percentage			
Crime	Feb. 1 – Feb. 22 '21	Feb. 1. – Feb 22 '20	Change
Violent	92	142	-35.21%
Non-Violent	351	447	-21.48%
Total	443	589	-24.79%

Northeast Patrol Observations:

- Year to date this year (8.35) compared to year to date last year (8.98), decrease of **-0.63** on Priority 1 response time.
- More usage of the Dallas Online Reporting System (DORS) program from the public.



Performance Metrics Update



Southeast Patrol Pilot Staffing Model

Southeast Average Response Times			
Priority	Feb. 1 – Feb. 22 '21	Feb. 1. – Feb 22 '20	Change Time
1	9.56	9.32	0.24
2	28.45	34.78	-6.33

Southeast Crime Percentage			
Crime	Feb. 1 – Feb. 22 '21	Feb. 1. – Feb 22 '20	Change
Violent	126	162	-22.22%
Non-Violent	193	295	-34.58%
Total	319	457	-30.20%

Southeast Patrol Observations:

- Year to date this year (9.00) compared to year to date last year (9.16), decrease of **-0.16** on Priority 1 response time.
- More usage of the Dallas Online Reporting System (DORS) program from the public.



Performance Metrics Update



Southwest Patrol Pilot Staffing Model

Southwest Average Response Times			
Priority	Feb. 1 – Feb. 22 '21	Feb. 1. – Feb 22 '20	Change Time
1	8.40	8.83	-0.43
2	20.81	27.30	-6.49

Southwest Crime Percentage			
Crime	Feb. 1 – Feb. 22 '21	Feb. 1. – Feb 22 '20	Change
Violent	93	109	-14.68%
Non-Violent	309	399	-22.56%
Total	402	508	-20.87%

Southwest Patrol Observations:

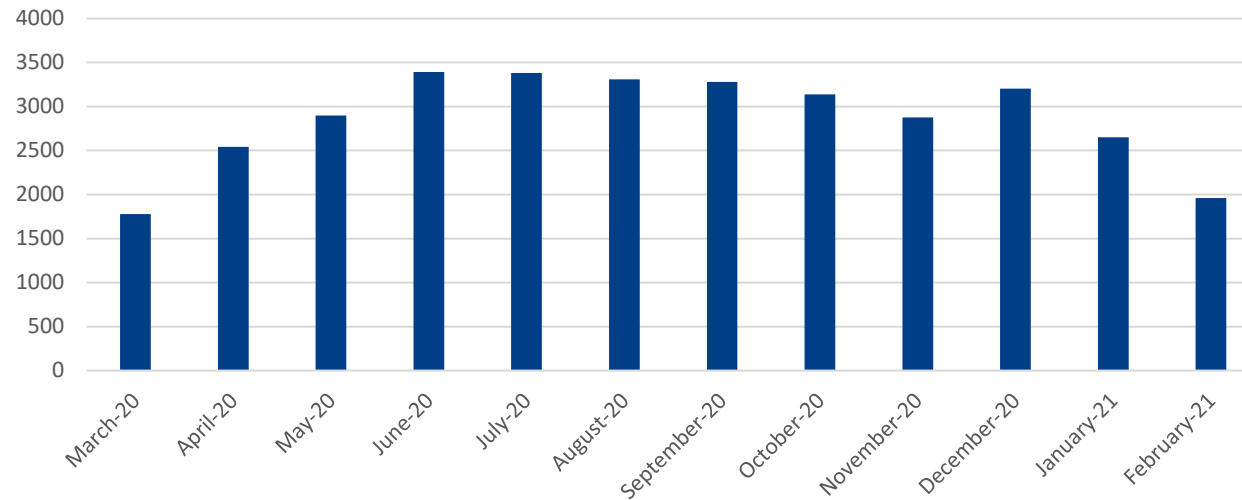
- Year to date this year (8.02) compared to year to date last year (8.89), decrease of **-0.87** on Priority 1 response time.
- More usage of the Dallas Online Reporting System (DORS) program from the public.



Performance Metrics Update



- Usage of Dallas Online Reporting System (DORS) & Expeditor Reports



- 1959 DORS and Over the Phone Reports completed in February



Performance Metrics Update



- **Dallas Online Reporting System (DORS) Update**

- DORS – Relaunch Campaign, a virtual meeting was held on February 4th with community members representing the seven patrol divisions. Feedback was provided, but overall everyone appeared in favor and would help in promoting DORS in their communities. An FAQ for NPO's to use for Crime Watch Meetings will be forthcoming after review.
- PIO will conduct an Outreach Video to help with the relaunch. TBD from this we will seek to partner with Senior Affairs for messaging in our senior community.





City of Dallas

**Violent Crime Reduction Plan Update
Public Safety Committee
March 2, 2021**



Teena Schultz, Acting Assistant Chief
Dallas Police Department
City of Dallas