



City of Dallas

Violent Crime Reduction Plan Update

**Public Safety Committee
November 8, 2021**

Paul Junger, Major of Police
Dallas Police Department
City of Dallas

Presentation Overview



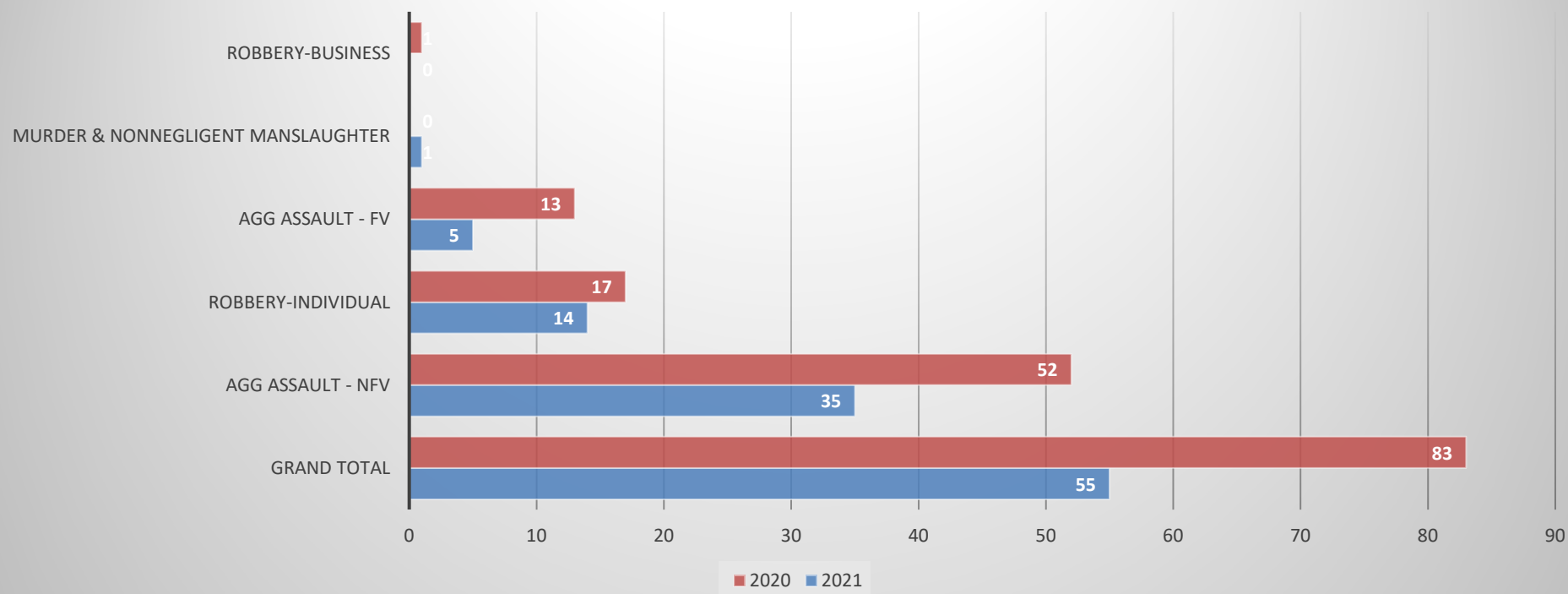
- Grid Impact by Crime Type
- Results from Our Perspective
- Reversing the Trend
- Murder, Robbery, Aggravated Assault
- Amplifying Trust
- Crime Plan - Next Steps



Grid Impact by Crime Type



Grid Comparison – Violent Crime 2020 vs. 2021

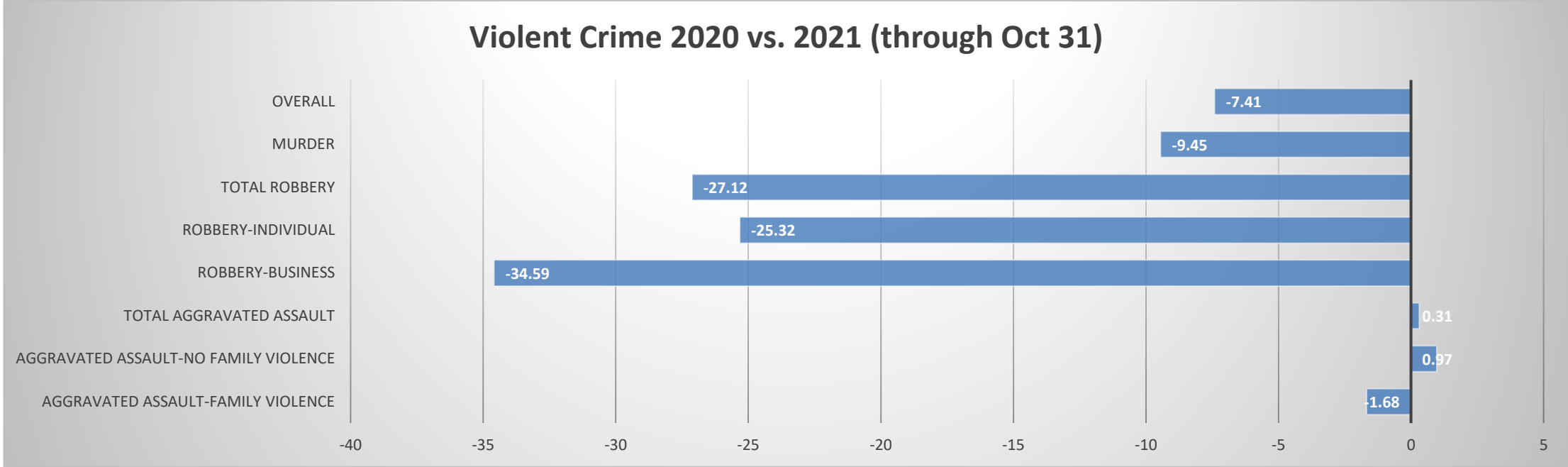


Our crime plan is based on the theory that crime is concentrated in small areas throughout the city.

- * Phase 2 Grids
- * Sept 3 – Oct 31
- Victims
- Red – 2020
- Blue - 2021



Results from Our Perspective



Reversing the Trend - Dallas



Compstat Daily Crime Briefing as of Sunday, October 31, 2021

City Total	Crime	MTD	Lst Mn MTD	Cnt Diff	MTDL Y	Cnt Diff		% Chg	YTD	YTDLY	Cnt Diff		% Chg
City Total Violent	Agg Assault FV	148	145	3	187	-39	▼	-20.86%	1638	1666	-28	▼	-1.68%
	Agg Assault NFV	428	484	-56	586	-158	▼	-26.96%	5085	5036	49	▲	0.97%
	Sub-Total Assault Offenses	576	629	-53	773	-197	▼	-25.49%	6723	6702	21	▲	0.31%
	Murder/Non-Negligent Manslaughter FV	1	2	-1	4	-3	▼	-75.00%	26	30	-4	▼	-13.33%
	Murder/Non-Negligent Manslaughter NFV	23	15	8	29	-6	▼	-20.69%	156	171	-15	▼	-8.77%
	Sub-Total Homicide Offenses	24	17	7	33	-9	▼	-27.27%	182	201	-19	▼	-9.45%
	Robbery Business	30	23	7	55	-25	▼	-45.45%	363	555	-192	▼	-34.59%
	Robbery Individual	169	142	27	254	-85	▼	-33.46%	1725	2310	-585	▼	-25.32%
	Sub-Total Robbery Offenses	199	165	34	309	-110	▼	-35.60%	2088	2865	-777	▼	-27.12%
	Fondling FV	3	7	-4	2	1	▲	50.00%	79	25	54	▲	>100%
	Rape FV	14	15	-1	12	2	▲	16.67%	162	123	39	▲	31.71%
	Sexual Assault with an Object FV	2	2	0	0	2	▲	NC	33	7	26	▲	>100%
	Sodomy FV	5	5	0	3	2	▲	66.67%	56	24	32	▲	>100%
	Sub-Total Sex Offenses FV	24	29	-5	17	7	▲	41.18%	330	179	151	▲	84.36%
	Fondling NFV	8	15	-7	10	-2	▼	-20.00%	89	113	-24	▼	-21.24%
	Rape NFV	21	14	7	21	0	—	0.00%	165	315	-150	▼	-47.62%
	Sexual Assault with an Object NFV	1	2	-1	1	0	—	0.00%	20	10	10	▲	100.00%
	Sodomy NFV	5	10	-5	10	-5	▼	-50.00%	62	47	15	▲	31.91%
	Sub-Total Sex Offenses NFV	35	41	-6	42	-7	▼	-16.67%	336	485	-149	▼	-30.72%
	Sub_Total Violent	858	881	-23	1174	-316	▼	-26.92%	9659	10432	-773	▼	-7.41%

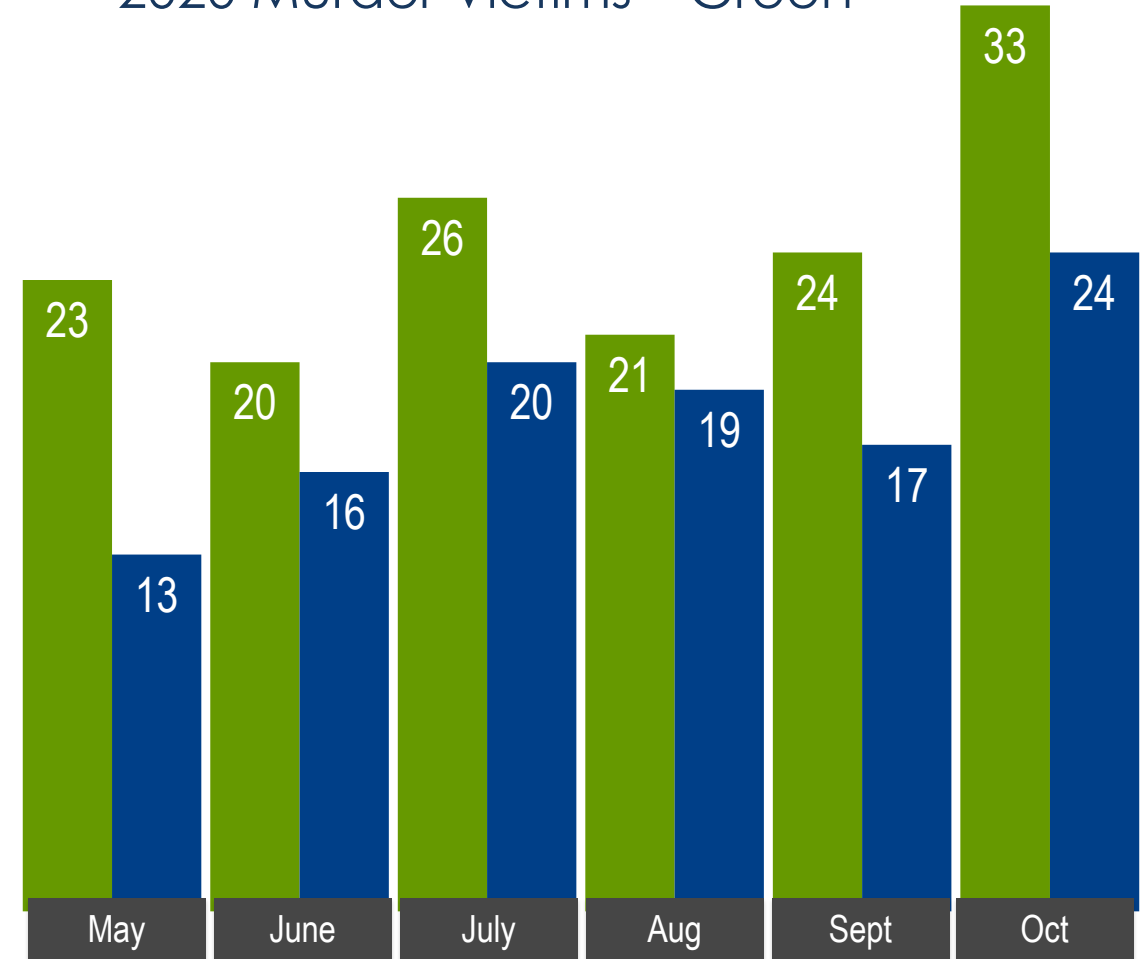


Murder – Since May 7



- Reversing the Murder Trend
- On May 7, murder was up 19 victims from 2020.
- As of October 31, murder is down 19 victims from 2020.
- We have reduced murder victims by 38 since the inception of our crime plan compared to last year.

- 2021 Murder Victims – Dark Blue
- 2020 Murder Victims – Green



Murder Victimology



Motive (How)

1. *Unknown circumstances (88)*
2. *Argument / conflict (57)*
3. *Other classifications (30)*

Premises (Where)

1. *Apartments (52)*
2. *Street, highway or alley (44)*
3. *Commercial stores (26)*

Relationship (Who)

1. *Unknown relationships (123)*
2. *Acquaintance (17)*
3. *Stranger (9)*

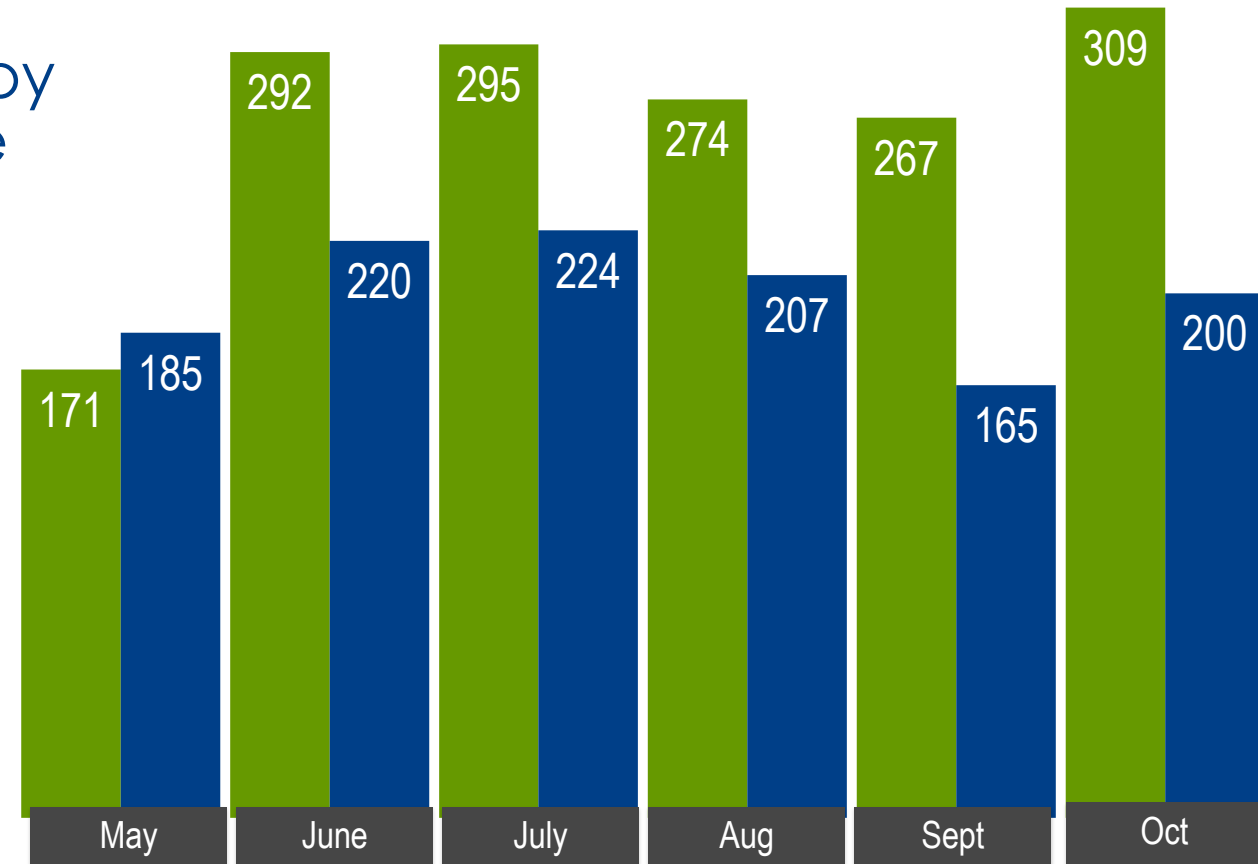


Robbery – Since May 7



- Reversing the Robbery Trend
- We have reduced robbery victims by 407 since the inception of our crime plan compared to last year.
- -30.9% firearms used
- -11.8% firearms discharged
- -32% injured by firearm

- 2021 Robbery Victims – Dark Blue
- 2020 Robbery Victims - Green



Robbery Victimology



Motive (How)

1. Carjacking (364)
2. Shoplifting (78)
3. Social Media Robberies (60)

Premises (Where)

1. Apartments (522)
2. Street, highway or alley (426)
3. Commercial stores (402)

Relationship (Who)

1. Unknown circumstances (716)
2. Stranger (596)
3. Acquaintance (144)

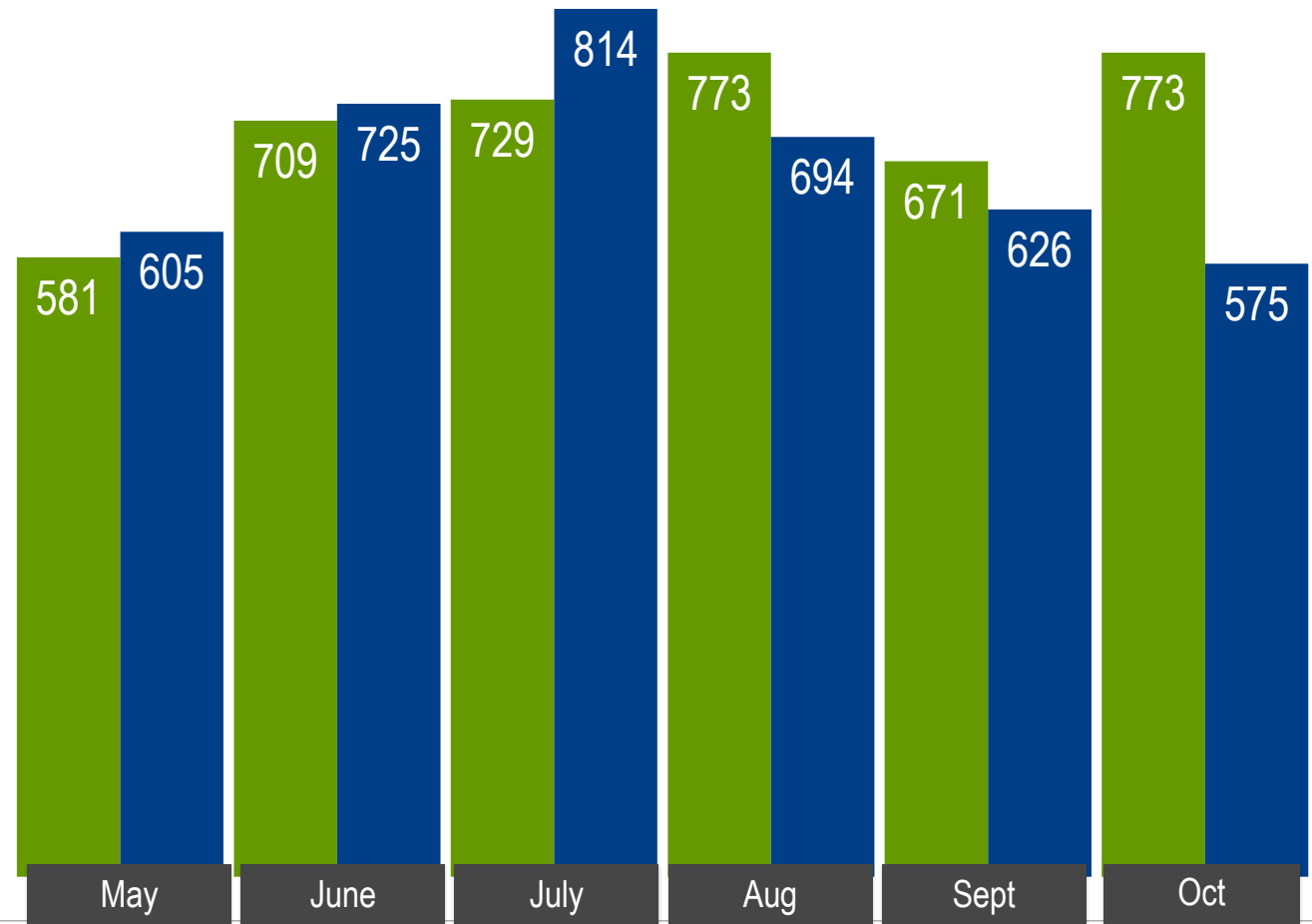


Aggravated Assault – Since May 7



- Reversing the Aggravated Assault Trend
- We have reduced aggravated assault victims by 197 since the inception of our crime plan.
- +6% firearms used
- +3.6% firearms discharged
- -1.5% injured by firearm

- 2021 Agg Assault Victims – Dark Blue
- 2020 Agg Assault Victims – Green



Aggravated Assault Victimology



Motive (How)

1. *Argument (2434)*
2. *Unknown circumstance (2188)*
3. *Other circumstance (1747)*

Premises (Where)

1. *Apartment (2052)*
2. *Single residence (1527)*
3. *Highway / street (1484)*

Relationship (Who)

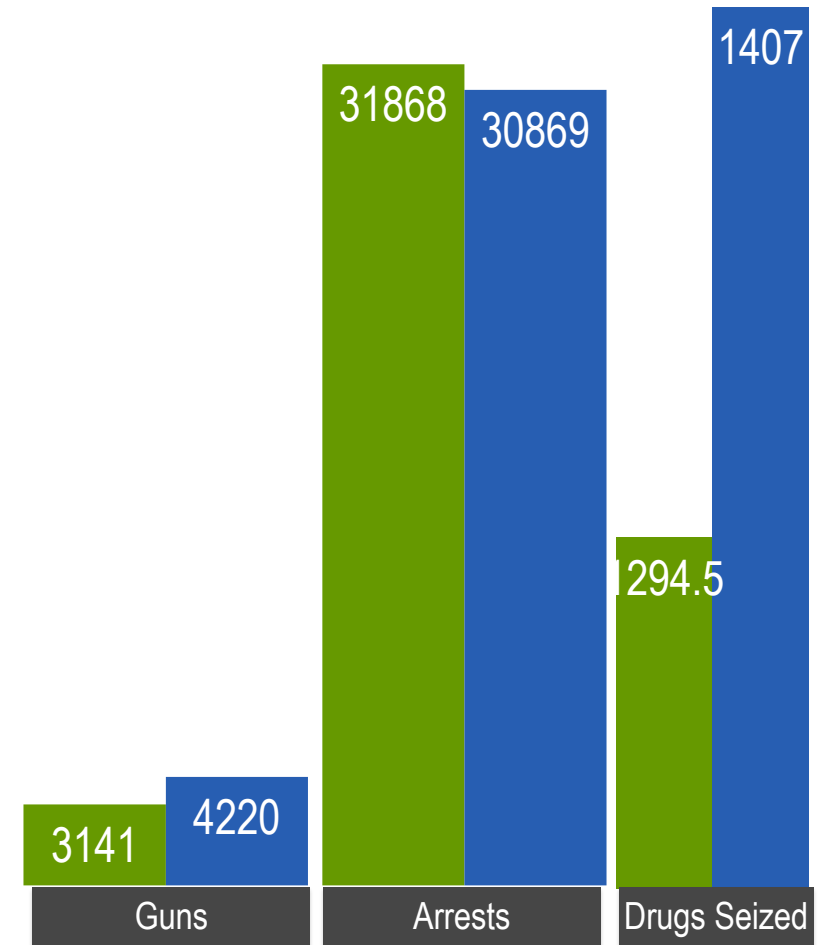
1. *Unknown circumstance (2709)*
2. *Stranger (1160)*
3. *Boy / girlfriend (550)*



Arrests, Seized Weapons, and Seized Drugs



- 2021 – Dark Blue
- 2021 – Green



Amplifying Trust



- MADD – Tie one on for safety – designate a non-drinking driver
- Turkey Giveaway's - Thanksgiving
- Kids Health and Safety Fair
- National Veterans and Military Families Month



FREE EVENT **DRIVE THRU ONLY**

Three young children of diverse backgrounds are sitting together, smiling. The child on the left is a girl with dark skin and curly hair, wearing a pink and white striped shirt. The child in the middle is a girl with light skin and long blonde hair, wearing a yellow shirt. The child on the right is a boy with dark skin and short hair, wearing a blue and white striped shirt.

Kids HEALTH & SAFETY FAIR

DALLAS POLICE DEPARTMENT
NORTHEAST DIVISION

HONORING SPECIAL NEEDS FAMILIES

**SATURDAY
NOV 13
10AM-1PM**

**LAKE HIGHLANDS
HIGH SCHOOL
9449 CHURCH RD.**

JOIN US FOR A FREE KIDS FAIR OPEN TO ALL CHILDREN.
THERE WILL BE LOTS OF GIVEAWAYS AND MORE. ALL FREE.



October Events



October 14, 2021

Domestic Violence
Awareness month.

Hosted several in person
and virtual events.



October Events



October 24, 2021

Women's Self Defense
Awareness and basic skills
tailored towards women's
self defense

CENTRAL NPO UNIT
DALLAS POLICE DEPARTMENT

PRESENTS

WOMEN'S SELF DEFENSE

SUNDAY OCTOBER 24TH

4000 COLE AVE DALLAS, TX 75204
10AM-11:30AM
LIMITED SPACE AVAILABLE!
NO EXPERIENCE NECESSARY

You're invited to join us for an informative course on realistic and personal self defense techniques to help you feel empowered to protect yourself. Strength and flexibility is required for this course. Wear comfortable workout attire. Waiver required.



October Events



October 18, 2021

Law Enforcement
Symposium on Bullying
Prevention.



October Events



October 23, 2021

Community Baby Shower
Hampton-Illinois Branch
Library.

Shower benefited teenage
mothers.



Crime Plan – Next Steps



- Place Network Investigations Team
 - Internal DPD team that targets criminal networks can reduce violent crime (e.g., gang violence)
 - 2 locations identified for consideration to PNI Board
- Place Network Investigations Board
 - City of Dallas team
- Phase 2 Grids – September 3rd
 - Deployed 51 new grids after evaluation of Phase 1 deployment in violent crime hot spots
- Focused Deterrence
 - A holistic, resource-intensive process involving multiple law enforcement and community partners
 - The long-term strategy will build upon early plan components, which works synergistically to reduce violent crime and lays the groundwork for long-term change





City of Dallas

Violent Crime Reduction Plan Update

**Public Safety Committee
November 8, 2021**

Paul Junger, Major of Police
Dallas Police Department
City of Dallas