



## LANDMARK COMMISSION

June 1, 2025

FILE NUMBER: COA-26-000207  
LOCATION: 4315 Junius St  
STRUCTURE: Noncontributing  
COUNCIL DISTRICT: 2

PLANNER: Christina Paress  
DATE FILED: April 24, 2026  
DISTRICT: Peak's Suburban (H/72)

**APPLICANT:** Aaron Trecartin

**REPRESENTATIVE:** N/A

**OWNER:** Walker Duke

**REQUEST:**

A Certificate of Appropriateness to revise previously-approved plans on COA-25-000313 by modifying the height of the foundation on the main structure.

**STAFF RECOMMENDATION:**

That the request to revise previously-approved plans on COA-25-000313 by modifying the height of the foundation on the main structure be **approved** in accordance with drawings and specifications dated 6/1/2026 with the finding of fact that proposed foundation height is consistent with the neighboring main structures and would not have an adverse effect on the district. The proposed work is, therefore, consistent with preservation criteria Section 4; meets the standards in City Code Section 51-4.501(g)(6)(C)(ii) for **noncontributing** structures; and the Secretary of the Interior's Standards for Rehabilitation.

**TASK FORCE RECOMMENDATION:**

That the request to revise previously approved foundation height on the main structure be approved as submitted.

**BACKGROUND / HISTORY:**

COA-26-000313    New Construction of Main Structure    Approved    10/2026

**RELEVANT PRESERVATION CRITERIA:**

1. Peak's Suburban Addition Historic District (H-72); Ordinance No. 22352
2. Secretary of the Interior's Standards/Guidelines for Setting (District / Neighborhood)
  - **Recommended:** Identifying, retaining, and preserving building and landscape features

that are important in defining the overall historic character of the setting. Such features can include circulation systems, such as roads and streets; furnishings and fixtures, such as light posts or benches; vegetation, gardens and yards; adjacent open space, such as fields, parks, commons, or woodlands; and important views or visual relationships.

- **Not Recommended:** Removing or substantially changing those building and landscape features in the setting which are important in defining the historic character so that, as a result, the character is diminished.
- **Not Recommended:** Introducing a new building or landscape feature that is visually or otherwise incompatible with the setting's historic character (e.g., replacing low metal fencing with a high wood fence).
- **Not Recommended:** Removing a character-defining feature of the building or landscape from the setting that is unrepairable and not replacing it or replacing it with a new feature the does not match.

3. City Code Section 51A-4.501(g)(6)(C)(ii):

*The landmark commission must grant the application if it determines that:  
(ii) for noncontributing structures, the proposed work is compatible with the historic overlay district.*

**LOCATION MAP:**

4315 Junius St

Google Maps

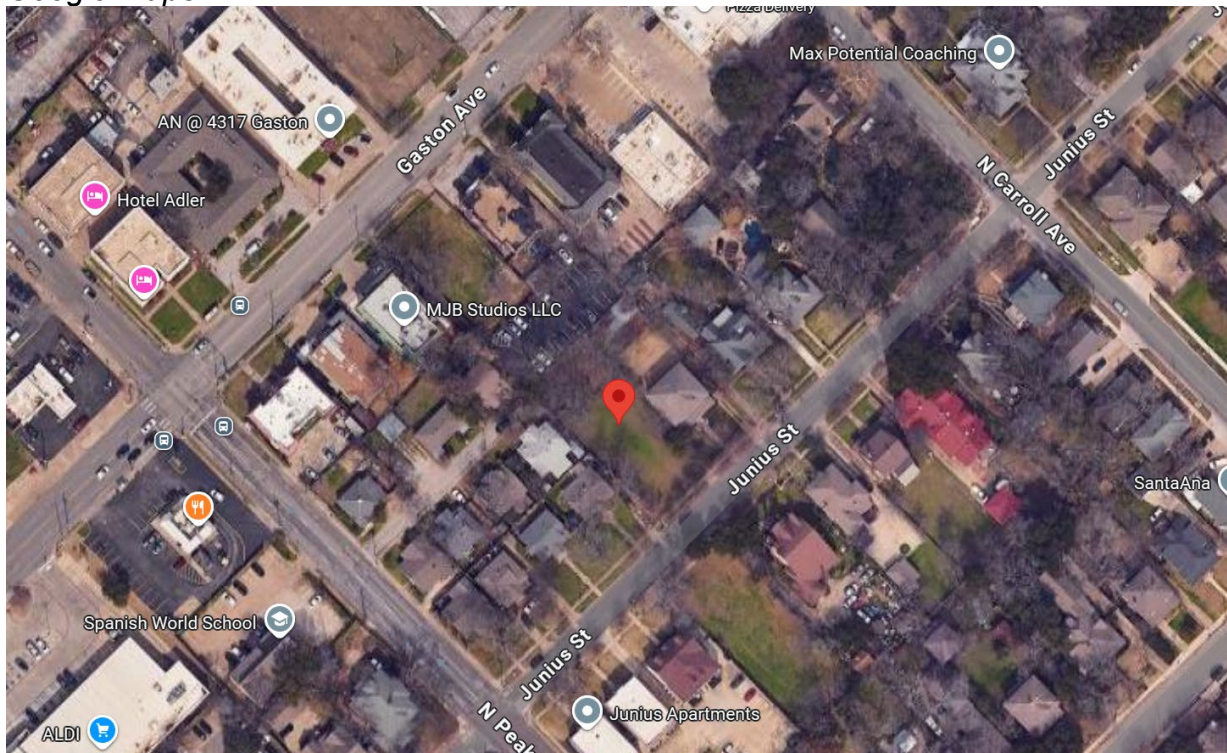


Figure 1 – Aerial View of the property.

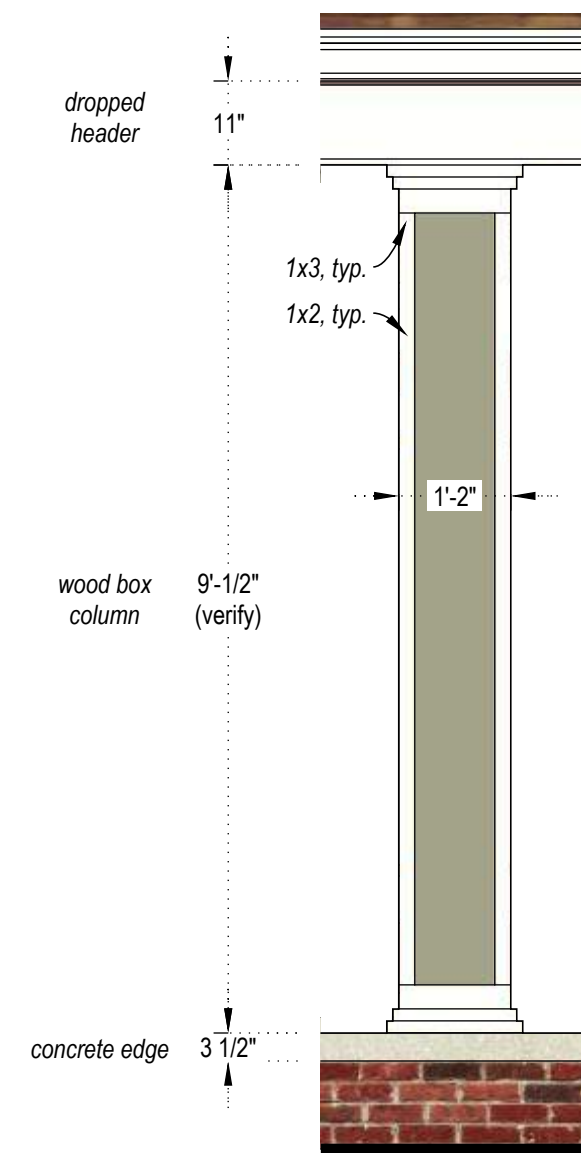
**TASK FORCE  
RECOMMENDATION(S)**



**APPLICATION FOR  
CERTIFICATE OF APPROPRIATENESS**

**MATERIALS LEGEND**

- AM-1 (brick veneer)
- AM-2 (wood lap siding)
- AM-3 (cedar shake siding)
- AM-4 (asphalt roof shingles)
- PT-1 (paint body color)
- PT-2 (paint accent color)
- PT-3 (paint accent color)
- PT-4 (stain accent color)



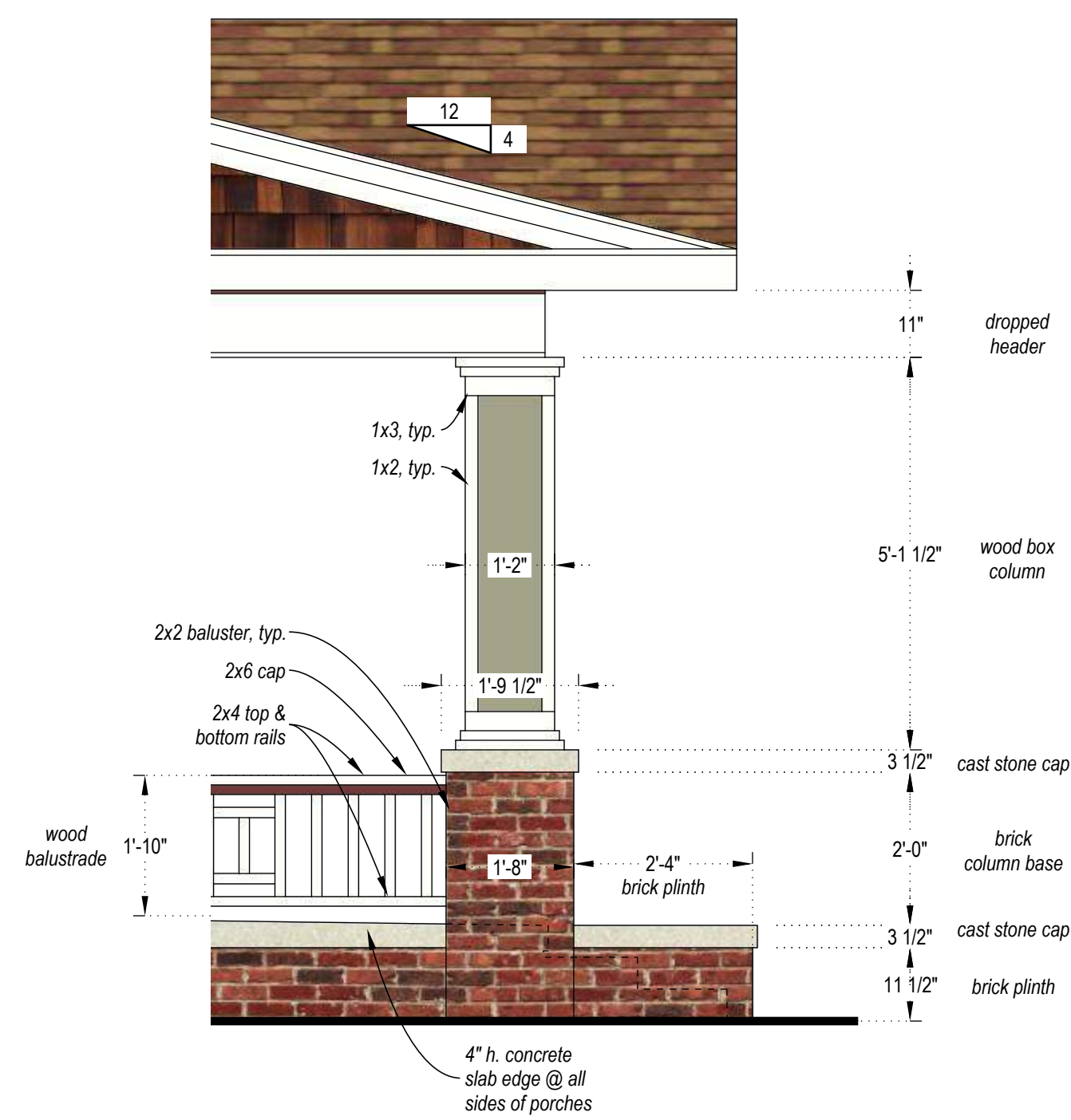
**REAR PORCH COLUMN**  
scale: 1/2" = 1'-0"

6" foundation height at rear



**EXTERIOR ELEVATION (SOUTH)**  
scale: 1/4" = 1'-0"

(existing grade of site)




**FRONT PORCH DETAIL**  
scale: 1/2" = 1'-0"

27" foundation height at front



**EXTERIOR ELEVATION (NORTH)**  
scale: 1/4" = 1'-0"

(existing grade of site)



**New Construction of a Single-Family Home**  
 4315 Junius St, Dallas, TX 75246

6" foundation height at rear

02/23/26 FOR CONSTR.

EXTERIOR ELEVATIONS

**A5.02**



Search here



ARA Guns Gun shop

Silent Homage



Porch Heights

AVERAGE: 28.38"



Junius Ar...

**PREVIOUSLY APPROVED  
CERTIFICATE OF APPROPRIATENESS**

October 15, 2025

AARON TRECARTIN  
BUILDING BLOCK  
721 RIDGEWAY ST  
DALLAS, TX 75214

**RE: COA-25-000313  
REVIEW OF YOUR CERTIFICATE OF APPROPRIATENESS APPLICATION  
4315 JUNIUS ST**

Dear Aaron Trecartin:

Enclosed is a copy of the Certificate of Appropriateness (CA) application that you submitted for review by the Landmark Commission on October 15, 2025.

Be aware that you may need to bring your CA and approved drawings and/or blueprints to Building Inspection for a building permit. Before starting any approved work, be sure to post your CA in a front window or other prominent location on the structure so it may be seen by City officials to ensure work is performed as approved by the Landmark Commission. Please see enclosed Certificate of Appropriateness for details.

If you have any questions, please contact me by phone at 469-597-3862 or email at [christina.paress@dallas.gov](mailto:christina.paress@dallas.gov).



Christina Paress  
Senior Planner

c: Walker Duke

Enclosure

**Certificate of Appropriateness**

October 15, 2025

Standard	October 15, 2025	<b>PLANNER:</b>	Christina Pares
<b>FILE NUMBER:</b>	COA-25-000313	<b>DATE FILED:</b>	October 15, 2025
<b>LOCATION:</b>	4315 JUNIUS ST	<b>DISTRICT:</b>	H/72
<b>COUNCIL DISTRICT:</b>	2	<b>CENSUS TRACT:</b>	481130015022
<b>ZONING:</b>	PD-98		
<b>APPLICANT:</b>	Aaron Trecartin Building Block		
<b>REPRESENTATIVE:</b>			
<b>OWNER:</b>	Walker Duke		

The Landmark Commission decision is: Approved w/ Conditions

Information regarding requests:

- 1) New Construction (Main or Accessory Structure) A Certificate of Appropriateness to construct a two-story single family home on a vacant lot.  
Approved with Conditions

That the request to construct a new two-story main structure be approved with the conditions that the foundation height be 18 inches in height finished grade to mimic a pier-and-beam foundation of other neighborhood main structures and with approval of the revised windows submitted for the right façade. Implementation of the proposed condition will allow the proposed work to be consistent with preservation criteria Section 4, meets the standards in City Code Section 51-4.501(g)(6)(C)(ii) for noncontributing structures and the Secretary of the Interior's Standards for Rehabilitation.



Landmark Commission Chair

October 15, 2025

Date

Please take any signed drawings to Building Inspection for permits.

**SHEET INDEX**

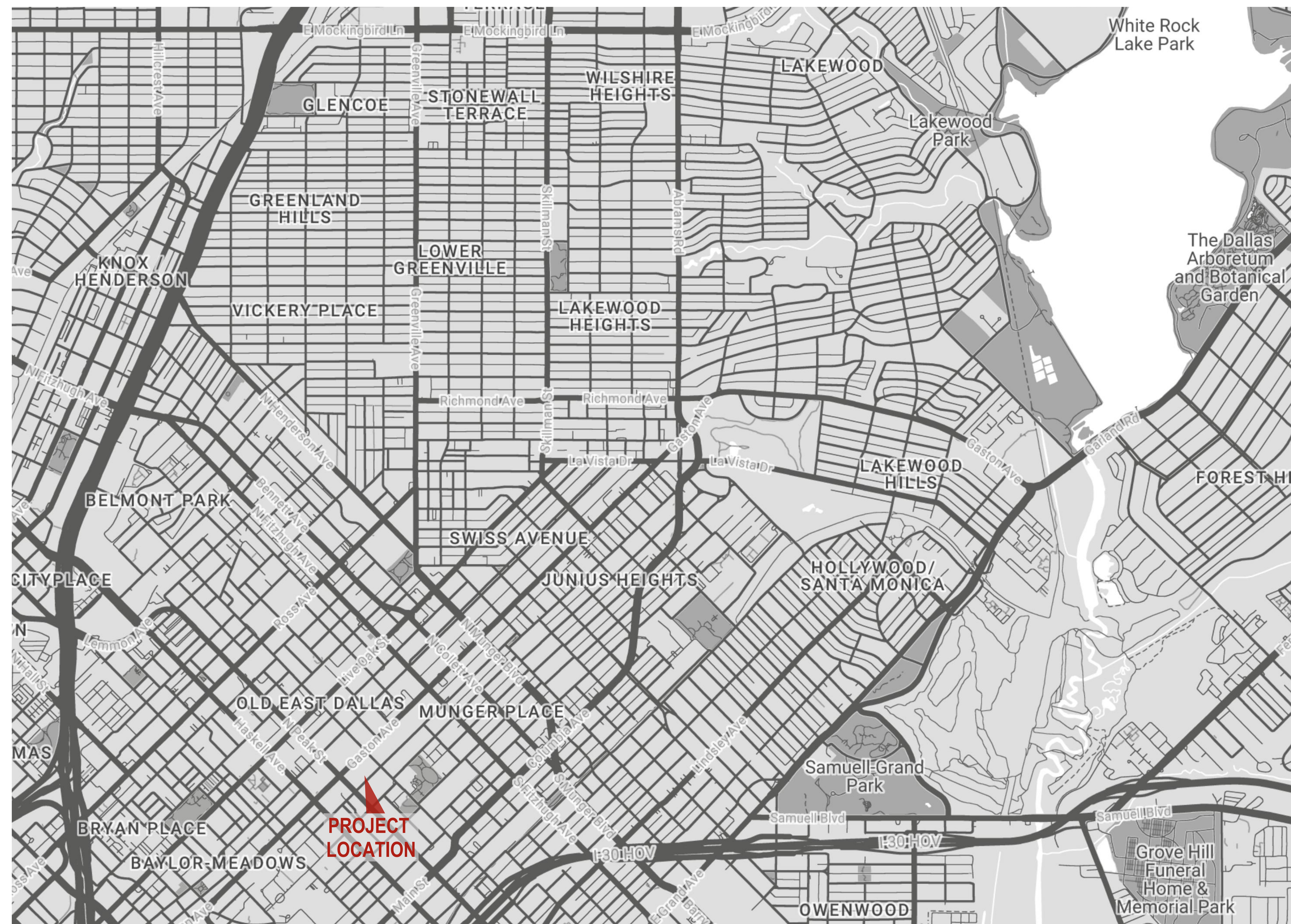

SHEET NUMBER	SHEET NAME	FOR PRICING	REVISION #1	FOR PERMIT	LANDMARK REVIEW COMMENTS	CURRENT ISSUANCE
<b>ARCHITECTURAL</b>						
A0.00	COVER SHEET (this sheet)	03/24/25	06/11/25	08/22/25	10/08/25	10/08/25
A1.01	SITE PLAN	03/24/25	06/11/25	08/22/25		08/22/25
A2.01	FLOOR PLAN (LOWER LEVEL)	03/24/25	06/11/25	08/22/25		08/22/25
A2.02	FLOOR PLAN (UPPER LEVEL)	03/24/25	06/11/25	08/22/25	09/19/25	09/19/25
A2.03	ROOF PLAN	03/24/25	06/11/25	08/22/25		08/22/25
A3.01	ELECTRICAL LAYOUT (LOWER LEVEL)		06/27/25	08/22/25		08/22/25
A3.02	ELECTRICAL LAYOUT (UPPER LEVEL)		06/27/25	08/22/25		08/22/25
A4.01	RCP (LOWER LEVEL)	03/24/25	06/11/25	08/22/25		08/22/25
A4.02	RCP (UPPER LEVEL & DORMER)	03/24/25	06/11/25	08/22/25		08/22/25
A5.01	EXTERIOR ELEVATIONS	03/24/25	06/11/25	08/22/25	10/08/25	10/08/25
A5.02	EXTERIOR ELEVATIONS	03/24/25	06/11/25	08/22/25	10/08/25	10/08/25
A6.01	DOOR, WINDOW, AND MATERIAL SCHEDULES	03/24/25	06/11/25	08/22/25		08/22/25
A7.01	WALL SECTIONS	03/24/25		08/22/25	10/08/25	10/08/25
<b>STRUCTURAL</b>						

**PROPERTY ZONING**

PD 98 & H/72 (Peak's Suburban Addition Historic District)  
City of Dallas

**PROPERTY LEGAL DESCRIPTION**

Tract 21 in Block 773  
City of Dallas, Dallas County, Texas



1. unless otherwise indicated, the contractor will procure and pay for all permits, tests, licenses, certificates, tap fees, impact fees and registrations required by all authorities having jurisdiction over this project.
2. the contractor shall give all notices and comply with all laws, ordinances, regulations, and lawful orders of any public authority bearing performance of the work.
3. unless otherwise provided in the contract documents, the contractor shall provide and pay for all labor, materials, temporary utilities, equipment, tools, construction equipment, machinery, transportation, and other facilities and services necessary for the proper execution and completion of the work.
4. all construction shall be done in accordance with all applicable building codes and standards required by all authorities having jurisdiction. contractor to report any discrepancies between codes and the drawings to the architect prior to commencing work.
5. the contractor shall verify all existing conditions and required dimensions as they relate to new construction prior to the start of construction. report any discrepancies between existing work and the drawings to the architect prior to commencing work.
6. do not scale drawings; dimensions govern. in the event of a conflict, notify the architect for a resolution prior to proceeding.
7. all damage caused by new construction shall be repaired.
8. provide and install smoke detectors and fire extinguishers as required by local codes.
9. contract drawings represent the finished work; they do not indicate method of construction.
10. the contractor shall provide all measures necessary to protect the work and personnel during construction. such measures shall include, but not be limited to bracing, shoring of loads (final and interim construction), excavation protection, scaffolding and all other job site safety issues. site observation by the architect, owner or engineer shall not constitute inspection or approval of above items.
11. spoils from excavation, foundation or utilities not reused shall be removed from the site and properly disposed of by the contractor.
12. exterior doors and windows shall receive proper weatherstripping and flashing.
13. wood blocking and framing shall be moisture treated if located in damp locations or adjacent to concrete or masonry construction.
14. any penetrations of load bearing walls shall require a signed and sealed detail from a structural engineer.
15. the contractor shall ensure mechanical, electrical and fire protection systems are in good working order prior to occupancy.
16. two (2) or more light switches in the same location shall be ganged together with a single coverplate.
17. all fastenings and attachments shall be fully concealed from view.
18. all closets to have the same finish as adjacent spaces.
19. all shelving to be painted in semi-gloss to match wall in which it occurs unless noted otherwise.
20. all floor finish changes at doorways to occur under doors in closed position.
21. all dimensions shown are to face of finish to face of finish.
22. all toilet room walls to receive moisture resistant gypsum wallboard. all tile walls to receive cementitious backerboard.
23. all dimensions are to finish face, including wood or stone unless noted otherwise.
24. floor tolerance: in laying out and detailing the work to be completed, consideration shall be given to variations in the floor levelness resulting from construction quality and live and dead loads imposed on the structure. the contractor shall be liable for conditions to meet conditions for bracing, shoring, and other conditions.
25. horizontal elements shall be maintained at a constant level and shall not allow variations in floor plane. level floor as required unless noted otherwise.
26. where electrical, mechanical and/or other wall mounted devices occur at the same location on a unit, the contractor shall be entered above each line.

**APPROVED WITH CONDITIONS BY CP**

**October 6, 2025**  
**Planning and Development Department**  
**Historic Preservation**  
**CERTIFICATE OF APPROPRIATENESS**

**New Construction of a Single-Family Home**  
4315 Junius St, Dallas, TX 75246

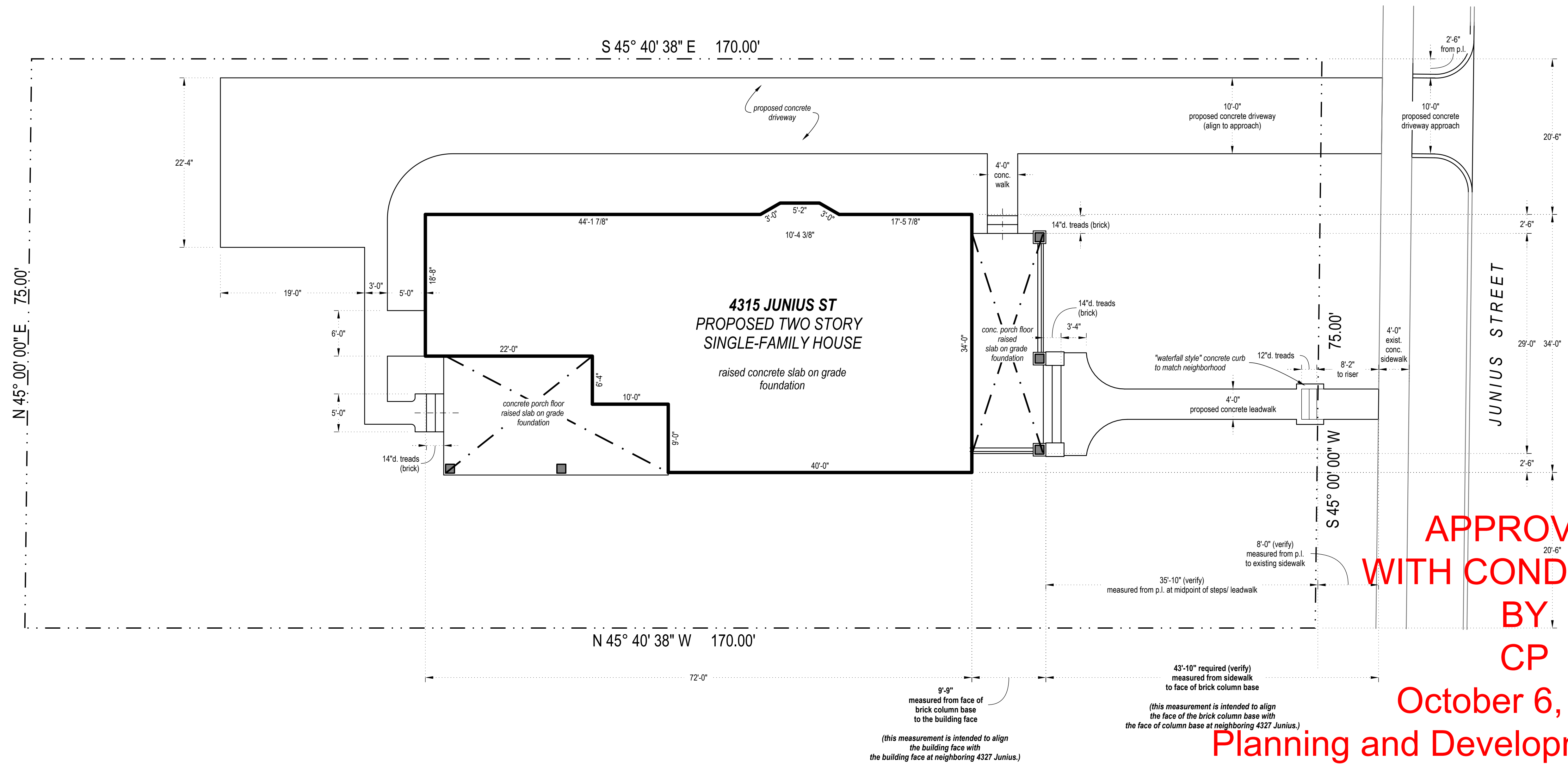

10/08/25  
LANDMARK COMMENTS  
COVER SHEET

**LEGEND**

- existing to remain
- new construction
- - - property line
- - - setback or easement
- x-x- fence

**LOT COVERAGE (45% MAX. ALLOWABLE)**

Lot Area:	12,749 sq. ft.
Proposed House (Lower Level):	2,032 sq. ft.
Proposed Front Porch:	290 sq. ft.
Proposed Rear Porch:	400 sq. ft.
<b>Total Proposed Coverage:</b>	<b>2,722 sq. ft. (21.35%)</b>



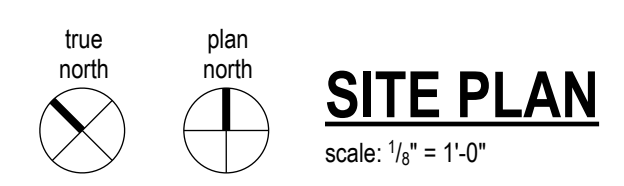
**APPROVED  
WITH CONDITIONS  
BY  
CP**

**October 6, 2025**

08/22/25  
FOR PERMIT  
SITE PLAN

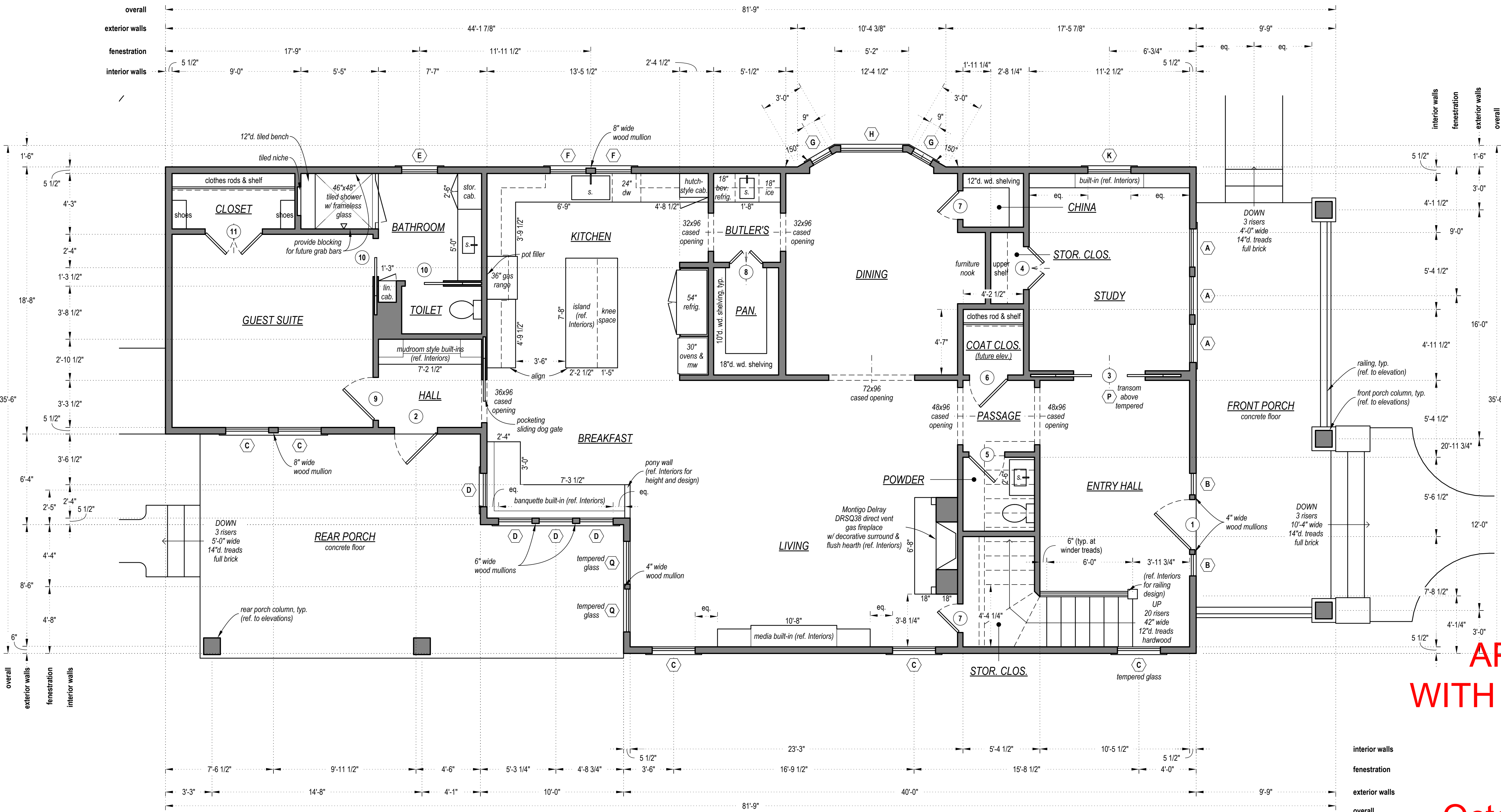

**Planning and Development Department  
Historic Preservation  
CERTIFICATE OF APPROPRIATENESS**

**New Construction of a Single-Family Home**  
4315 Junius St, Dallas, TX 75246



**LIVING AREA  
CALCULATION**

Lower Level: 2,032 sq. ft.  
Upper Level: 1,882 sq. ft.  
Total: 3,914 sq. ft.



**APPROVED  
WITH CONDITIONS  
BY  
CP**

**October 6, 2025**

**Planning and Development Department  
Historic Preservation  
CERTIFICATE OF APPROPRIATENESS**

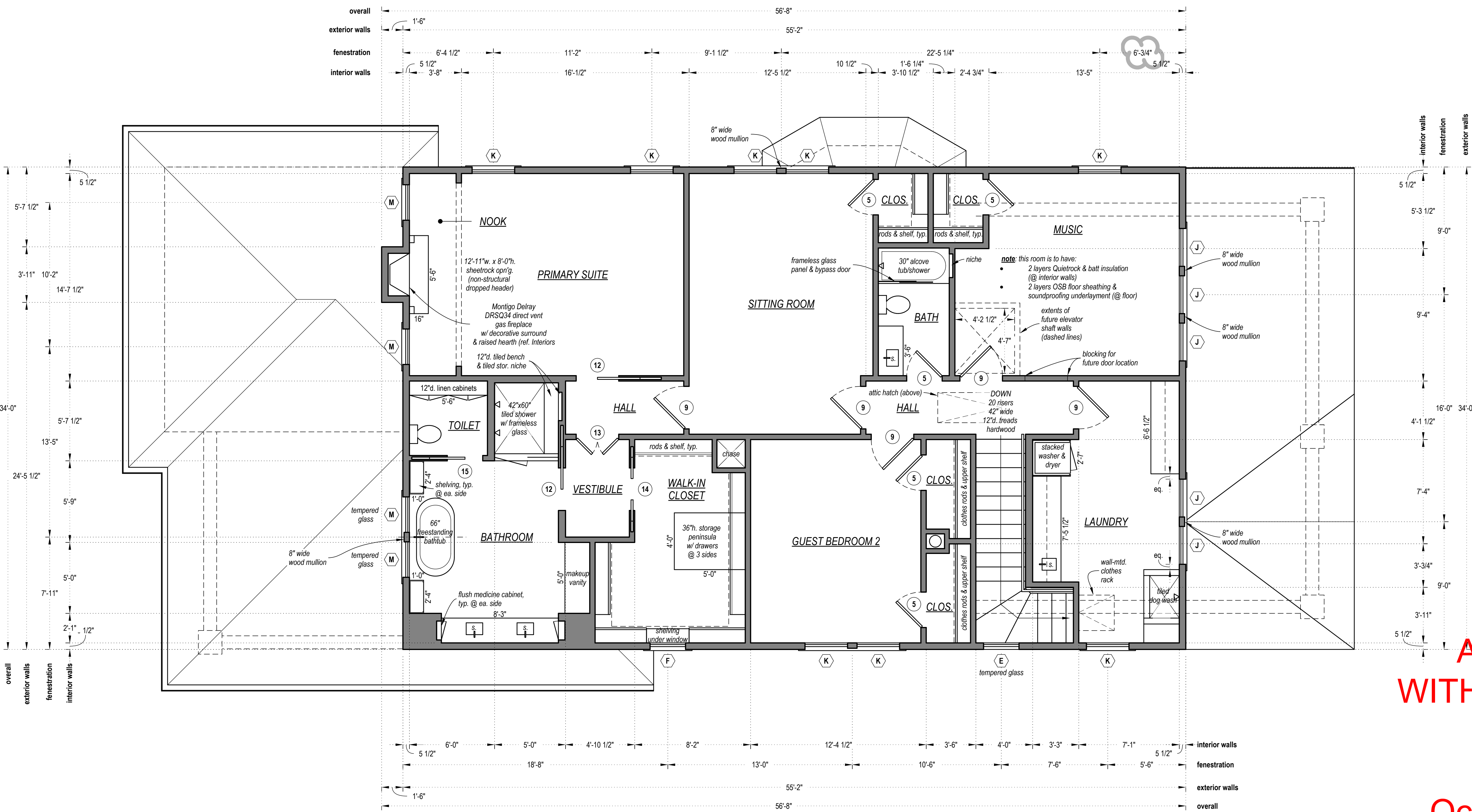

**New Construction of a Single-Family Home**  
4315 Junius St, Dallas, TX 75246

08/22/25  
FOR PERMIT

FLOOR PLAN  
(LOWER LEVEL)

**LIVING AREA  
CALCULATION**

Lower Level: 2,032 sq. ft.  
Upper Level: 1,882 sq. ft.  
Total: 3,914 sq. ft.

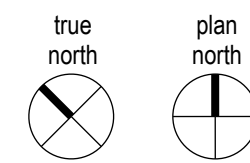


**APPROVED  
WITH CONDITIONS  
BY  
CP**

**October 6, 2025**

**Planning and Development Department  
Historic Preservation  
CERTIFICATE OF APPROPRIATENESS**


**New Construction of a Single-Family Home**  
4315 Junius St, Dallas, TX 75246



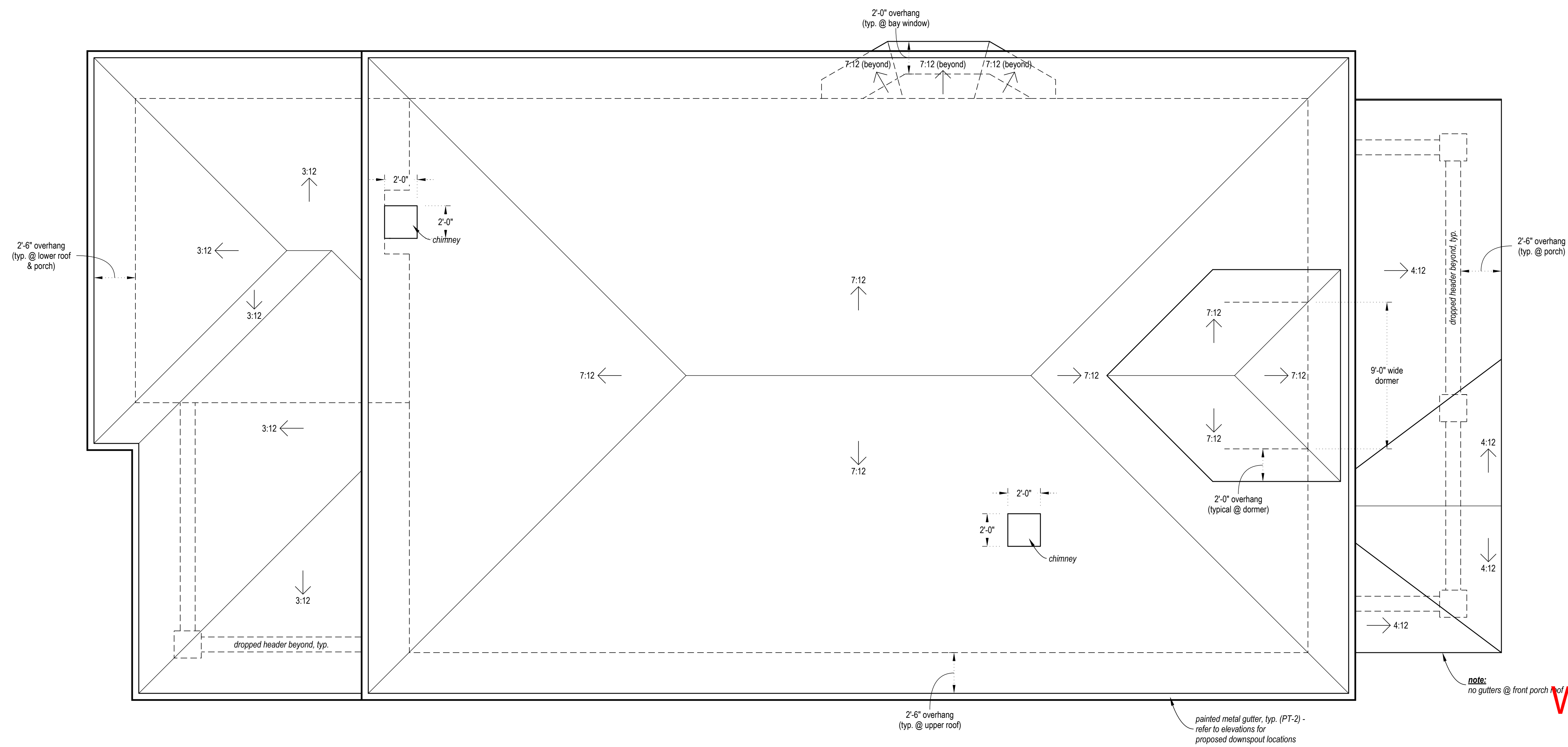
**FLOOR PLAN (UPPER LEVEL)**

scale: 1/4" = 1'-0"

09/19/25  
LANDMARK COMMENTS  
FLOOR PLAN  
(UPPER LEVEL)  
A7.02



New Construction of a Single-Family Home  
4315 Junius St, Dallas, TX 75246



**APPROVED  
WITH CONDITIONS  
BY  
CP**

**October 6, 2025**
















**Planning and Development Department  
Historic Preservation  
CERTIFICATE OF APPROPRIATENESS**

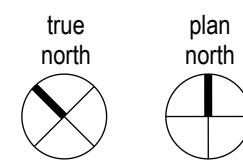
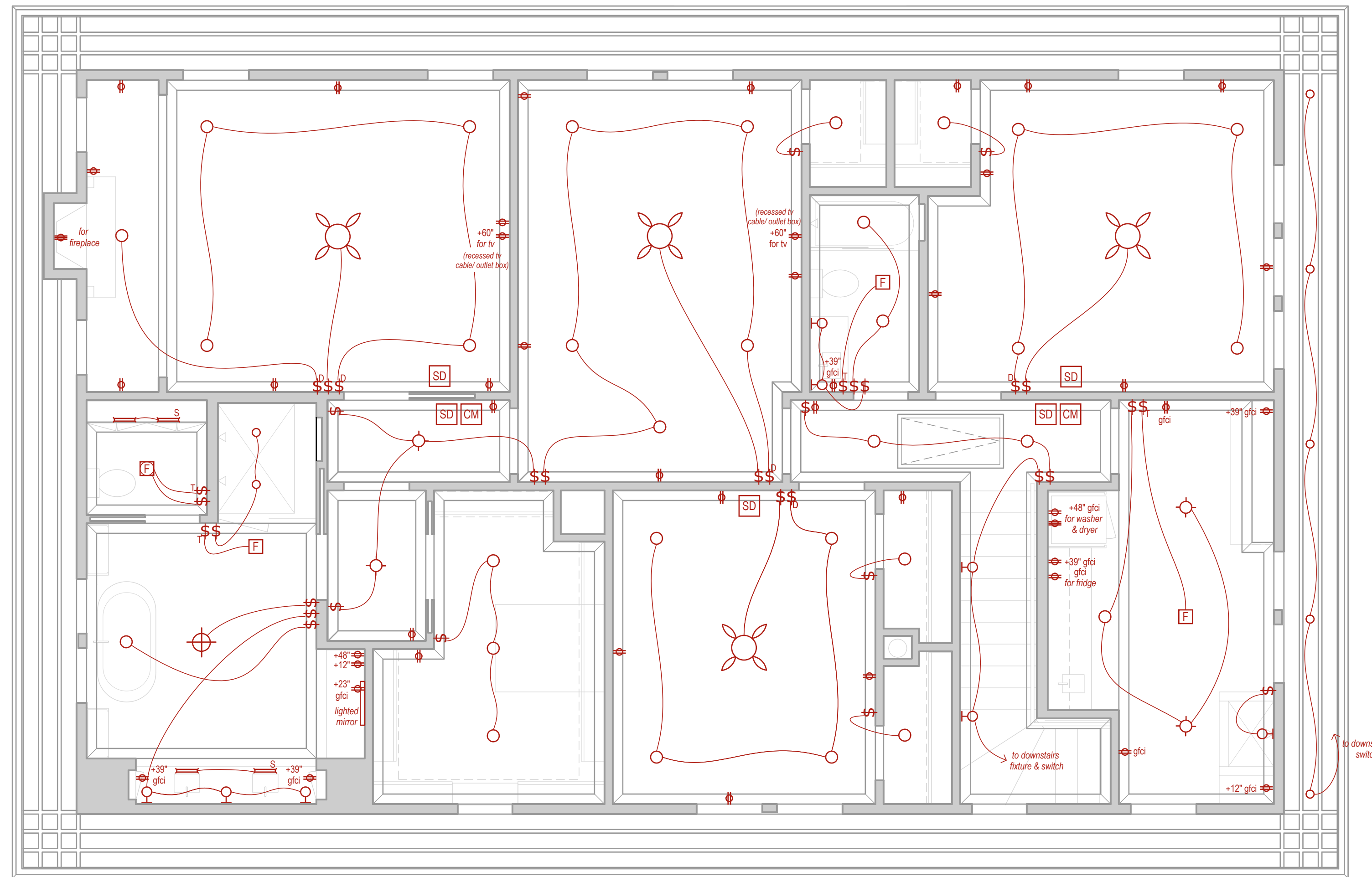

08/22/25  
FOR PERMIT  
ROOF PLAN

true north  
plan north  
**ROOF PLAN**  
scale: 1/4" = 1'-0"



**LEGEND**

-  ceiling light fixture (flush mount)
-  ceiling light fixture (pendant)
-  ceiling light fixture (recessed)
-  ceiling light fixture (recessed wall washer or spot light)
-  wall-mounted light fixture
-  under-cabinet or toe kick light fixture
-  led strip light (flush mount)
-  recessed step light
-  ceiling fan w/ light kit u.n.o.
-  exhaust fan (ducted/vented to exterior)
-  light/exhaust fan combo (ducted/vented to exterior)
-  duplex outlet (12" a.f.f. u.n.o.)  
locations shown for info only;  
GC to coordinate locations per  
NEC requirements
-  smoke detector (follow NFPA recommendations)
-  carbon monoxide detector (follow NFPA recommendations)
-  electrical wall switch
  - D dimmer
  - T countdown or scheduled timer
  - S occupancy sensor



**ELECTRICAL LAYOUT (UPPER LEVEL)**

scale: 1/4" = 1'-0"

**New Construction of a Single-Family Home**  
 4315 Junius St, Dallas, TX 75246

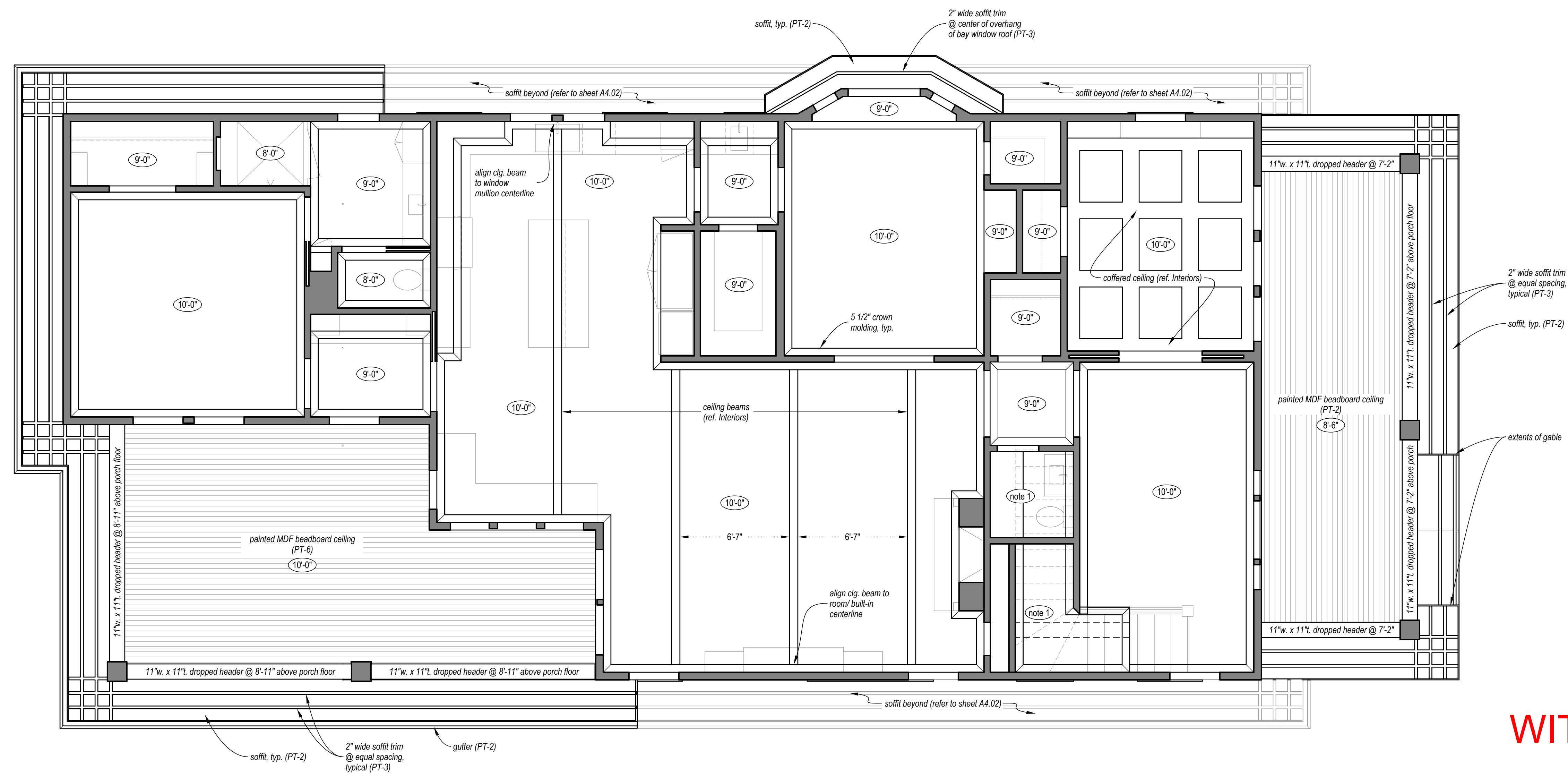

**APPROVED  
 WITH CONDITIONS  
 BY  
 CP**

**October 6, 2025**

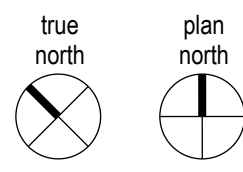
**Planning and Development Department  
 Historic Preservation  
 CERTIFICATE OF APPROPRIATENESS**

08/22/25  
 FOR PERMIT  
 ELECTRICAL LAYOUT  
 (UPPER LEVEL)

A3.02



note 1: ceiling is sloped at underside of stairs



**REFLECTED CEILING PLAN (LOWER LEVEL)**  
scale: 1/4" = 1'-0"

**New Construction of a Single-Family Home**  
4315 Junius St, Dallas, TX 75246

**APPROVED  
WITH CONDITIONS  
BY  
CP**

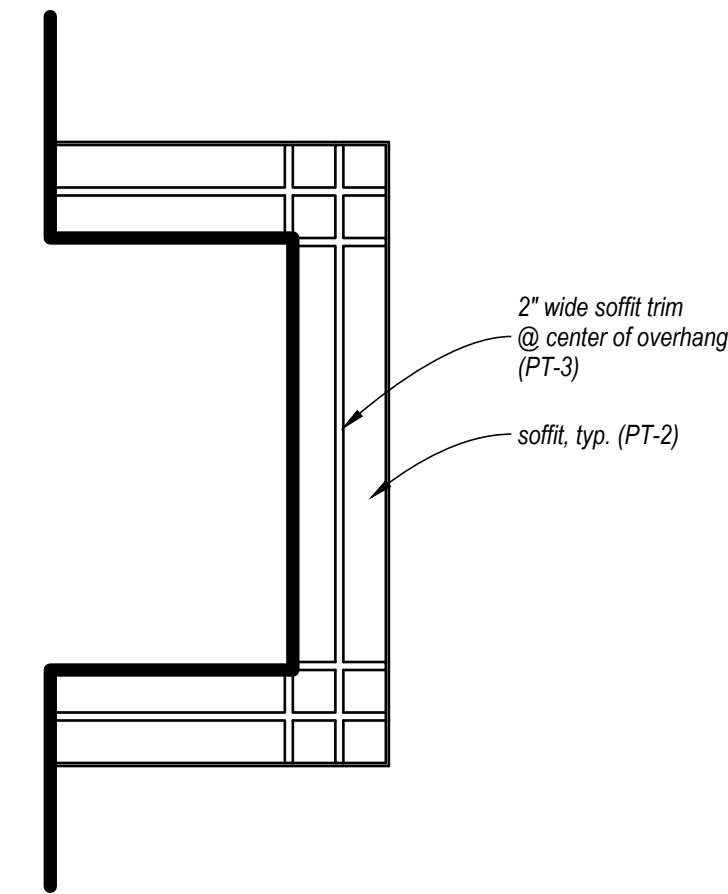
**October 6, 2025**

08/22/25  
FOR PERMIT

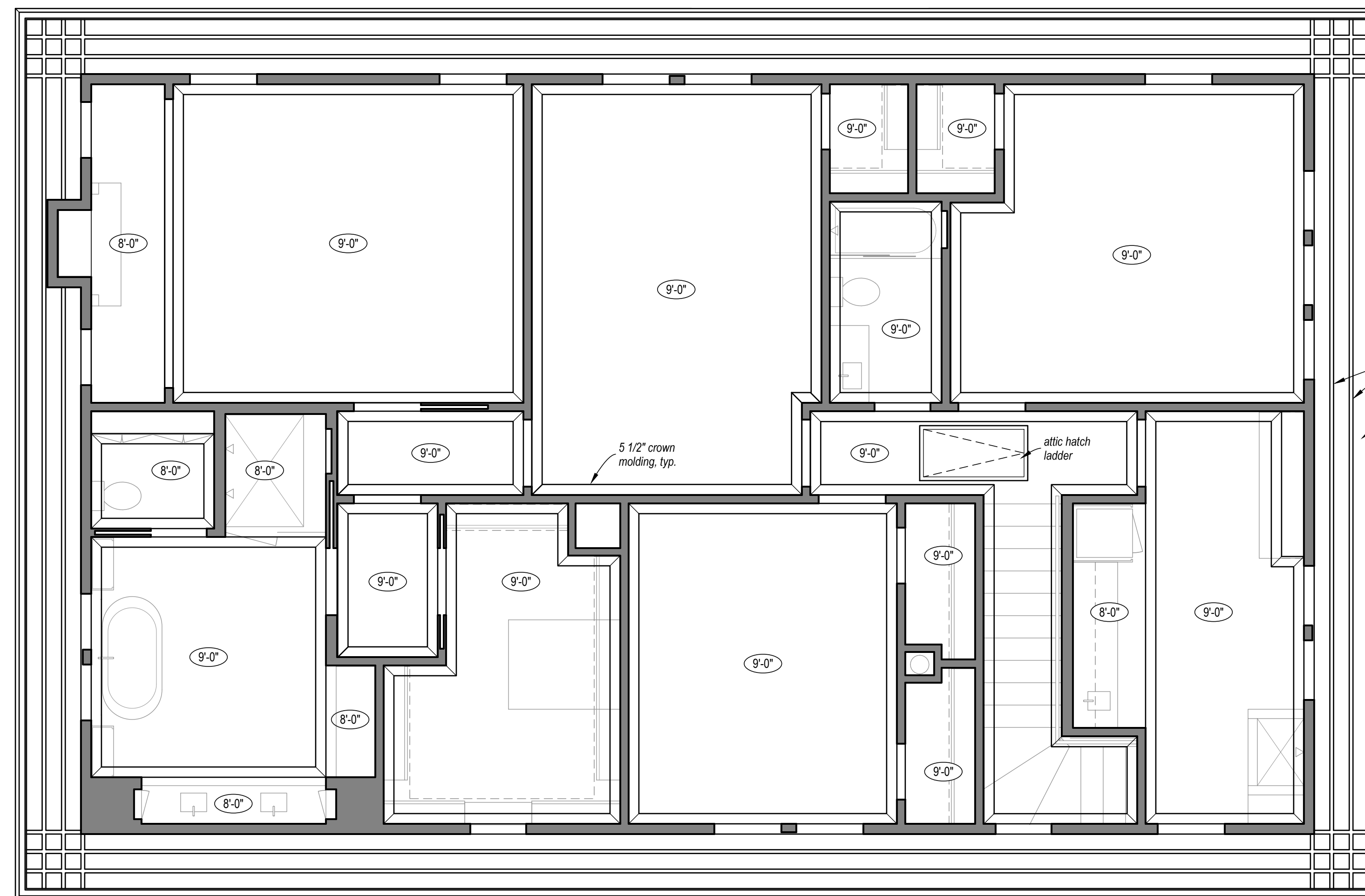
**Planning and Development Department  
Historic Preservation**

**CERTIFICATE OF APPROPRIATENESS**

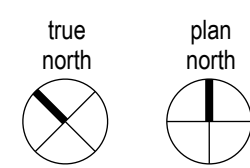
A4.01



REFLECTED SOFFIT PLAN (DORMER)



2" wide soffit trim @ equal spacing, typical (PT-3)  
soffit, typ. (PT-2)  
gutter (PT-2)



REFLECTED CEILING PLAN (UPPER LEVEL)  
scale: 1/4" = 1'-0"

New Construction of a Single-Family Home  
4315 Junius St, Dallas, TX 75246

APPROVED  
WITH CONDITIONS  
BY  
CP

October 6, 2025








Planning and Development Department  
Historic Preservation

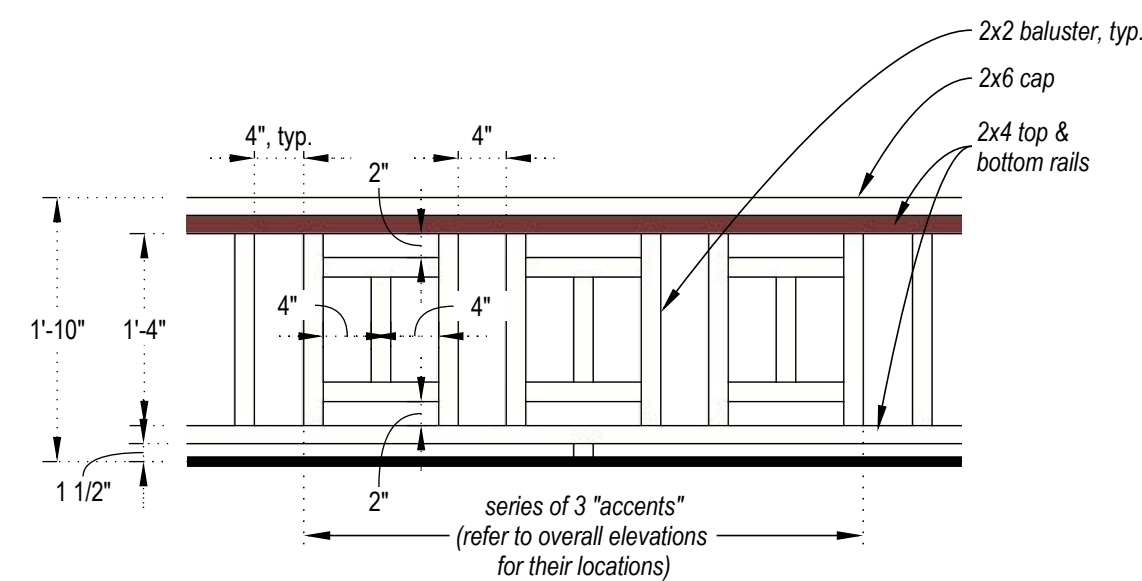
CERTIFICATE OF APPROPRIATENESS

08/22/25  
FOR PERMIT  
RCP (UPPER LEVEL & DORMER)

A4.02

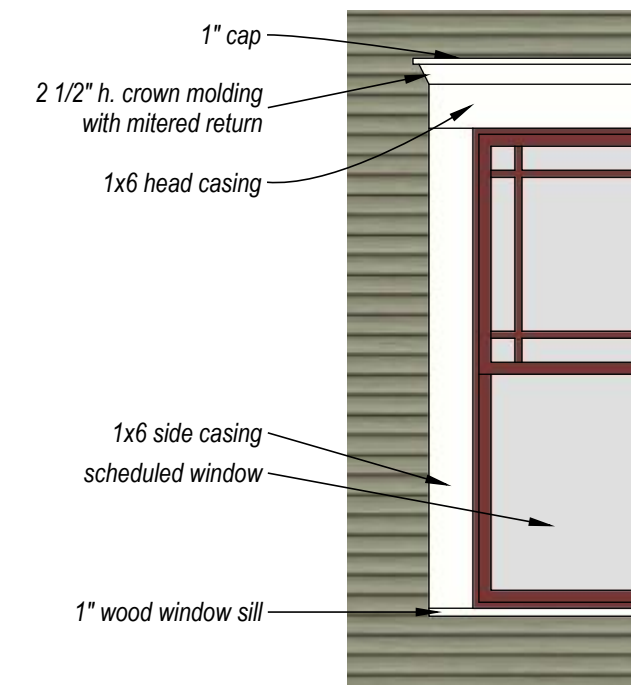
**MATERIALS LEGEND**

-  AM-1 (brick veneer)
-  AM-2 (wood lap siding)
-  AM-3 (cedar shake siding)
-  AM-4 (asphalt roof shingles)
-  PT-1 (paint body color)
-  PT-2 (paint accent color)
-  PT-3 (paint accent color)
-  PT-4 (stain accent color)



**RAILING DETAIL**

scale: 3/4" = 1'-0"



**TYPICAL WINDOW/ DOOR TRIM**

scale: 1/2" = 1'-0"



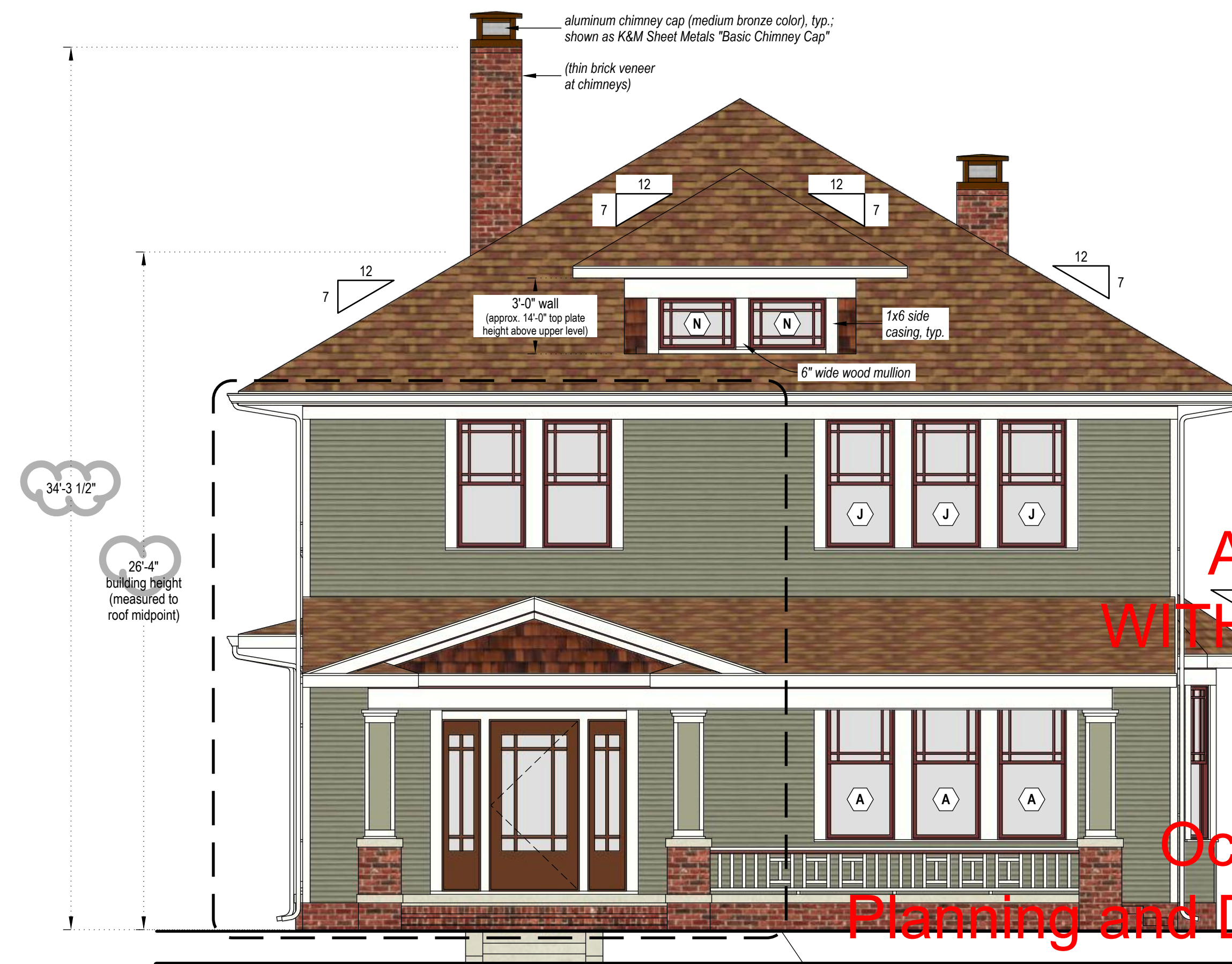
**ENLARGED PARTIAL ELEVATION**

scale: 1/2" = 1'-0"



**EXTERIOR ELEVATION (WEST)**

scale: 1/4" = 1'-0"




**EXTERIOR ELEVATION (EAST)**

scale: 1/4" = 1'-0"



aaron@buildingblockdesign.com



10/08/25

**New Construction of a Single-Family Home**  
 4315 Junius St, Dallas, TX 75246









APPROVED  
 WITH CONDITIONS  
 BY  
 CP

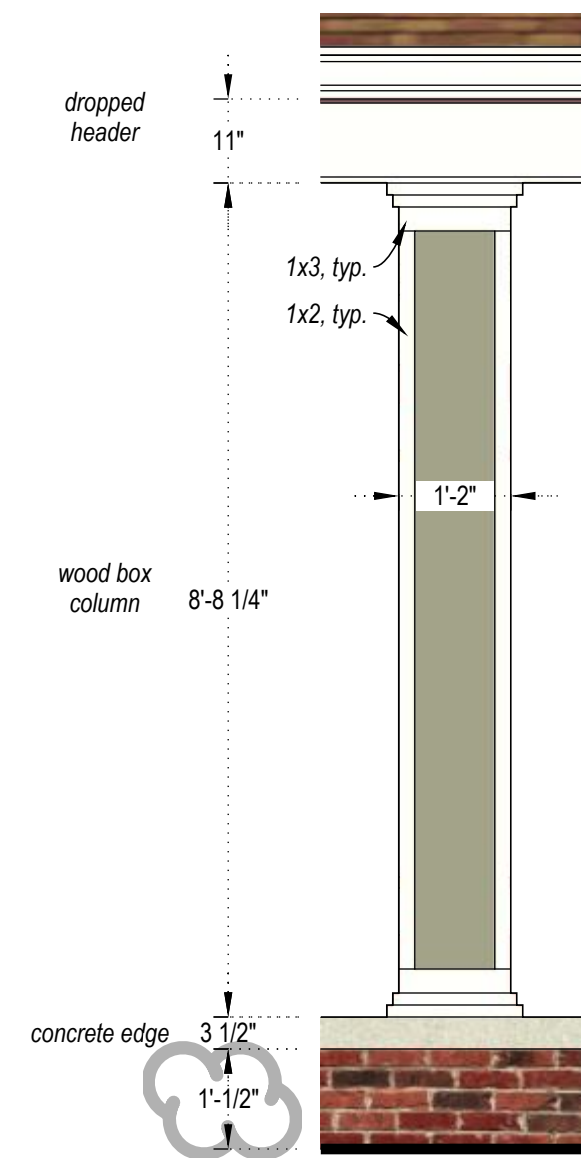
October 6, 2025

Planning and Development Department  
 Historic Preservation  
 CERTIFICATE OF APPROPRIATENESS

10/08/25  
 LANDMARK COMMENTS  
 EXTERIOR  
 ELEVATIONS  
 A5.01

**MATERIALS LEGEND**

-  AM-1 (brick veneer)
-  AM-2 (wood lap siding)
-  AM-3 (cedar shake siding)
-  AM-4 (asphalt roof shingles)
-  PT-1 (paint body color)
-  PT-2 (paint accent color)
-  PT-3 (paint accent color)
-  PT-4 (stain accent color)



**REAR PORCH COLUMN**

scale: 1/2" = 1'-0"



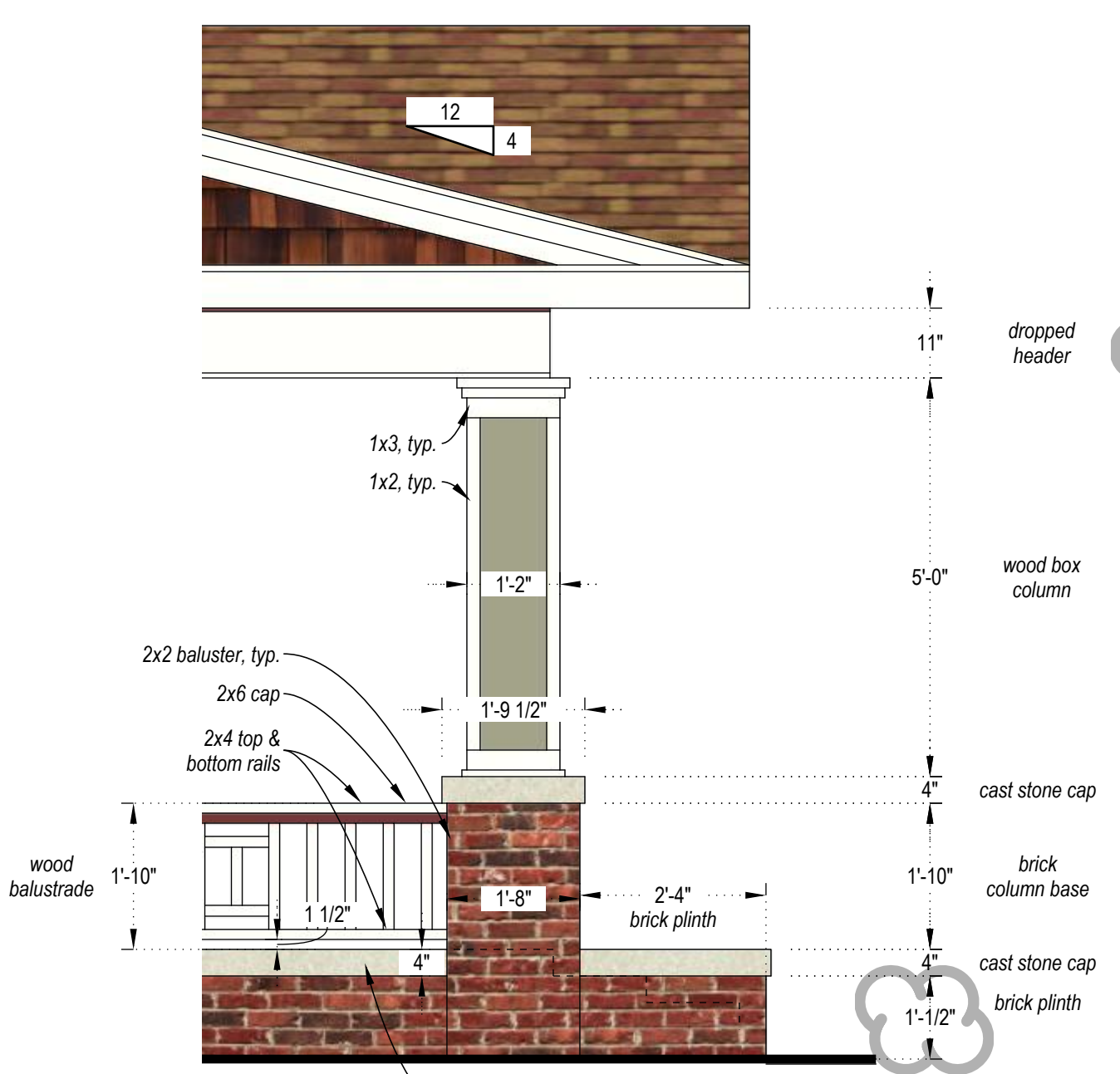
**EXTERIOR ELEVATION (SOUTH)**

scale: 1/4" = 1'-0"




**EXTERIOR ELEVATION (NORTH)**

scale: 1/4" = 1'-0"



**FRONT PORCH DETAIL**

scale: 1/2" = 1'-0"




**New Construction of a Single-Family Home**  
 4315 Junius St, Dallas, TX 75246

APPROVED  
 WITH CONDITIONS  
 BY  
 CP

October 6, 2025

Planning and Development Department  
 Historic Preservation  
 CERTIFICATE OF APPROPRIATENESS

10/08/25  
 LANDMARK COMMENTS  
 EXTERIOR  
 ELEVATIONS  
 A5.02



**DOOR SCHEDULE**

NO.	TYPE	SIZE (width x height)	MATERIAL	MANF. / PRODUCT	EXTERIOR FINISH	GLAZING	NOTES
1	single swing	42x80	wood (hemlock)	Simpson 7037 Thermal French	PT-3	tempered; 1 3/8" simulated divided lights (prairie style)	
2	single swing	36x80	wood (hemlock)	Simpson 37109 Thermal Sash (SDL)	PT-3	tempered; 1 3/8" simulated divided lights (prairie style)	
3	double pocket	60x96	wood (hemlock)	Simpson 1251 Interior French	PT-3	tempered; 1 3/8" simulated divided lights (prairie style)	
4	double swing	36x96	solid core composite		PT-3	none	
5	single swing	30x80	solid core composite		PT-3	none	
6	single swing	32x80	solid core composite		PT-3	none	
7	single swing	24x80	solid core composite		PT-3	none	
8	double swing	28x80	wood (hemlock)	Simpson 144 Traditional Sash; Ovolo Sticking profile; cartoned	PT-3	tempered; clear glass	
9	single swing	36x80	solid core composite		PT-3	none	
10	single pocket	32x80	solid core composite		PT-3	none	
11	double swing	48x80	solid core composite		PT-3	none	
12	single pocket	36x80	solid core composite		PT-3	none	
13	double swing	36x80	solid core composite		PT-3	none	
14	double pocket	36x80	solid core composite		PT-3	none	
15	single pocket	30x80	solid core composite		PT-3	none	

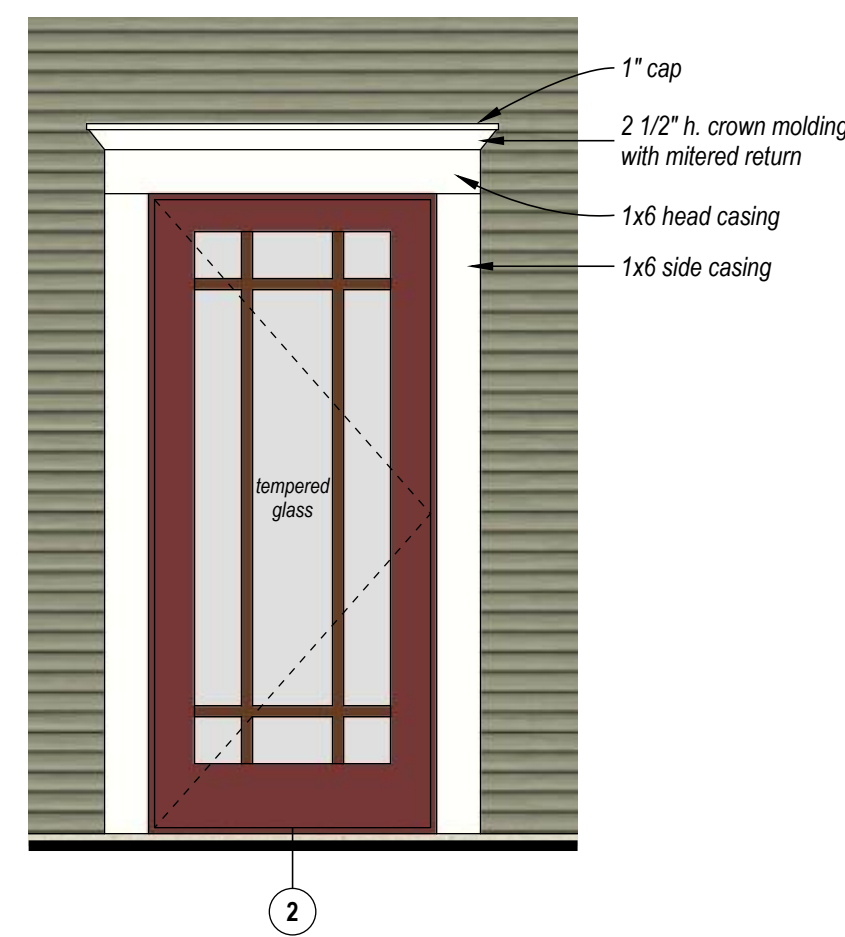
**WINDOW SCHEDULE**

NO.	TYPE	SIZE (width x height)	MATERIAL	MANF. / PRODUCT	EXTERIOR FINISH	GLAZING	NOTES
A	double hung	32x72	wood (pine)	Sierra Pacific	PT-3	1" putty simulated divided lites @ upper sash (prairie style)	
B1	transom	86x12	wood (hemlock)	Simpson 7751 Transom	PT-5	tempered; 1 3/8" simulated divided lights (prairie style)	
B	sidelite	18x80	wood (hemlock)	Simpson 7137 Thermal Sash Sidelight	PT-5	tempered; 1 3/8" simulated divided lights (prairie style)	
C	double hung	36x72	wood (pine)	Sierra Pacific	PT-3	1" putty simulated divided lites @ upper sash (prairie style)	tempered glass required at window adjacent to stairs
D	fixed (picture)	28x56	wood (pine)	Sierra Pacific	PT-3	1" putty simulated divided lites (prairie style)	
E	double hung	30x72	wood (pine)	Sierra Pacific	PT-3	1" prairie style simulated divided lites @ upper sash	tempered glass required at window adjacent to stairs
F	double hung	30x48	wood (pine)	Sierra Pacific	PT-3	1" putty simulated divided lites @ upper sash (prairie style)	
G	double hung	18x72	wood (pine)	Sierra Pacific	PT-3	1" putty simulated divided lites @ upper sash (prairie style)	
H	double hung	18x72	wood (pine)	Sierra Pacific	PT-3	1" putty simulated divided lites @ upper sash (prairie style)	
J	double hung	52x72	wood (pine)	Sierra Pacific	PT-3	1" putty simulated divided lites @ upper sash (prairie style)	
K	double hung	36x60	wood (pine)	Sierra Pacific	PT-3	1" putty simulated divided lites @ upper sash (prairie style)	
L	fixed (picture)	66x64	wood (pine)	Sierra Pacific	PT-3	1" putty simulated divided lites @ upper sash (prairie style)	
M	double hung	30x44	wood (pine)	Sierra Pacific	PT-3	1" putty simulated divided lites @ upper sash (prairie style)	tempered glass required at windows adjacent to bathtub
N	fixed (picture)	36x24	wood (pine)	Sierra Pacific	PT-3	1" putty simulated divided lites (prairie style)	
P	transom	72x12	wood (pine)	Simpson 4701 Transom	n/a	tempered; 1 3/8" simulated divided lights (prairie style)	
Q	fixed (picture)	36x96	wood (pine)	Sierra Pacific	PT-3	tempered; 1" putty simulated divided lites (prairie style)	

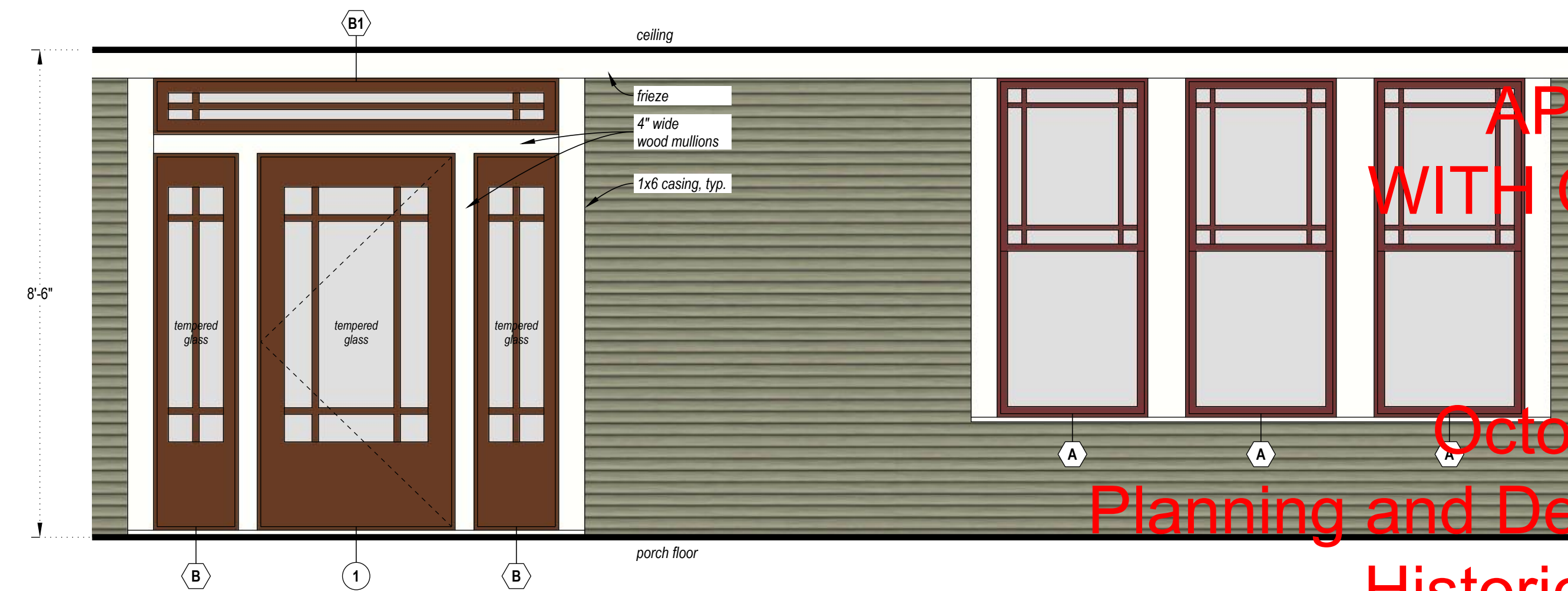
(window "L" is no longer in scope)

**EXTERIOR MATERIALS SCHEDULE**

NO.	TYPE	LOCATION	MANF. / PRODUCT	COLOR/ FINISH	NOTES
AM-1	brick veneer	foundation edge and column bases	Magnum Brick "Old Mangun"	(not painted)	
AM-2	wood lap siding	exterior walls	pine, pattern 117	PT-1	
AM-3	wood shake siding	front porch gable and dormer	cedar; straight edges; 8"	PT-4	
AM-4	asphalt shingle roof	all roofs	GAF Timberline HDZ	Barkwood	
PT-1	body color	AM-2 & porch columns	Benjamin Moore	BM 1497 Rolling Hills	
PT-2	accent color	exterior trim	Sherwin Williams	SW 0046 White Hyacinth	
PT-3	accent color	fenestration (door/window frames and panels) & soffit trim	Sherwin Williams	SW 2802 Rookwood Red	
PT-4	stain	AM-3, front door and sidelites	Sherwin Williams	SW 3507 Riverwood	



**ELEVATION @ REAR PORCH**  
scale: 1/2" = 1'-0"



**ELEVATION @ FRONT PORCH**  
scale: 1/2" = 1'-0"

**APPROVED WITH CONDITIONS BY CP**


**October 6, 2025**

**Planning and Development Department  
Historic Preservation  
CERTIFICATE OF APPROPRIATENESS**

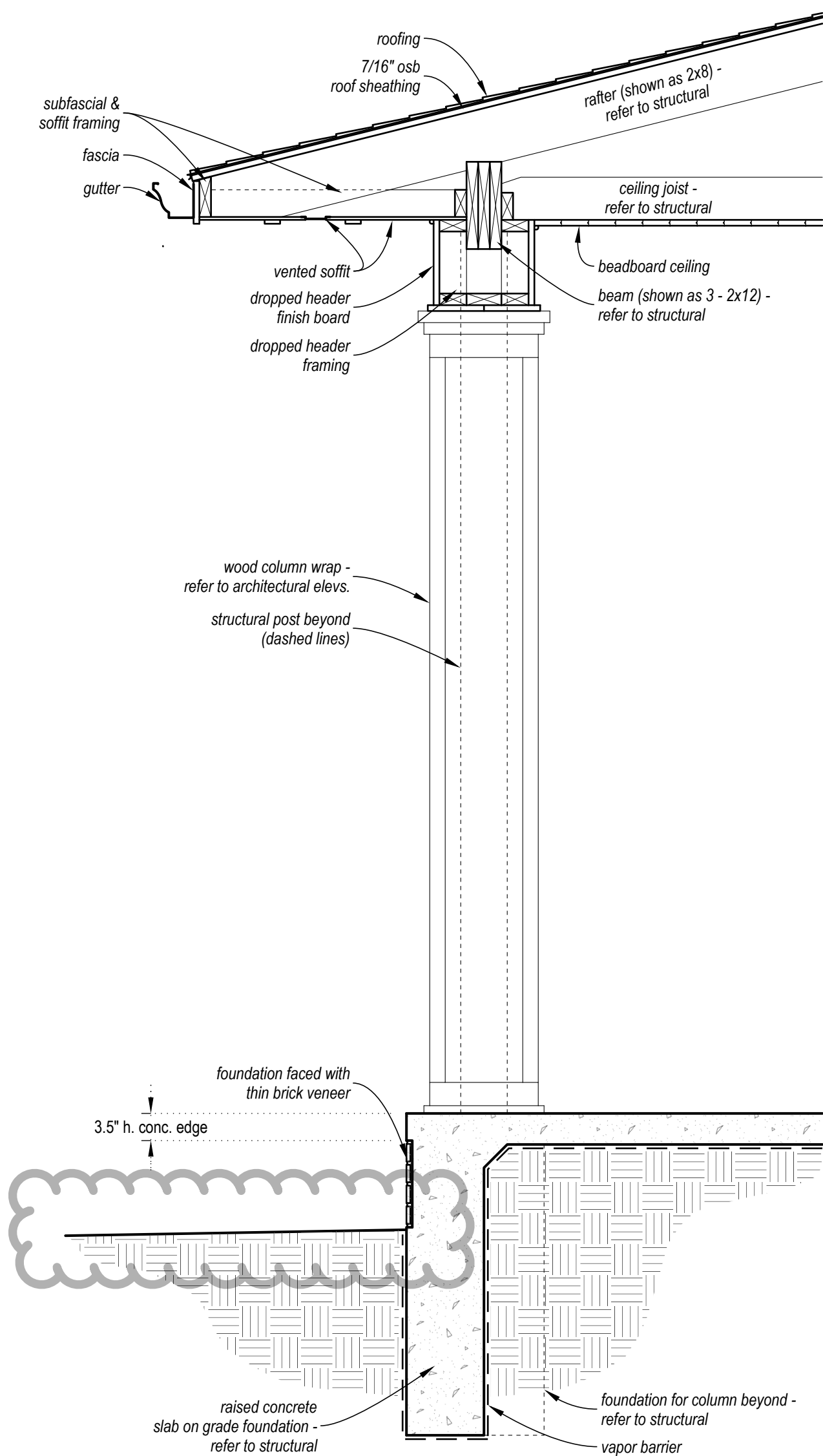
**New Construction of a Single-Family Home**  
4315 Junius St, Dallas, TX 75246

08/22/25  
FOR PERMIT  
DOOR, WINDOW, & MATERIAL SCHED.

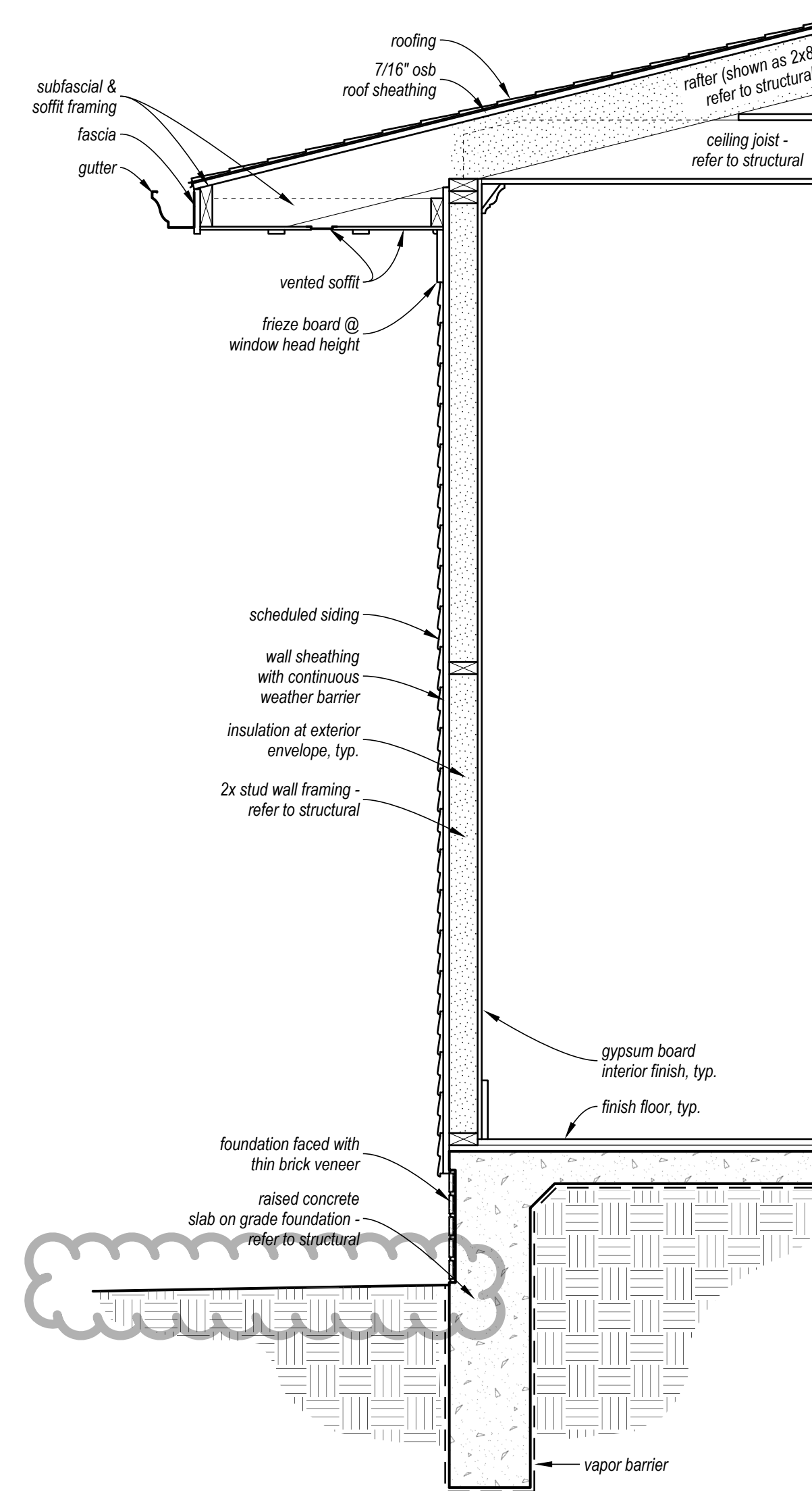
08/22/25



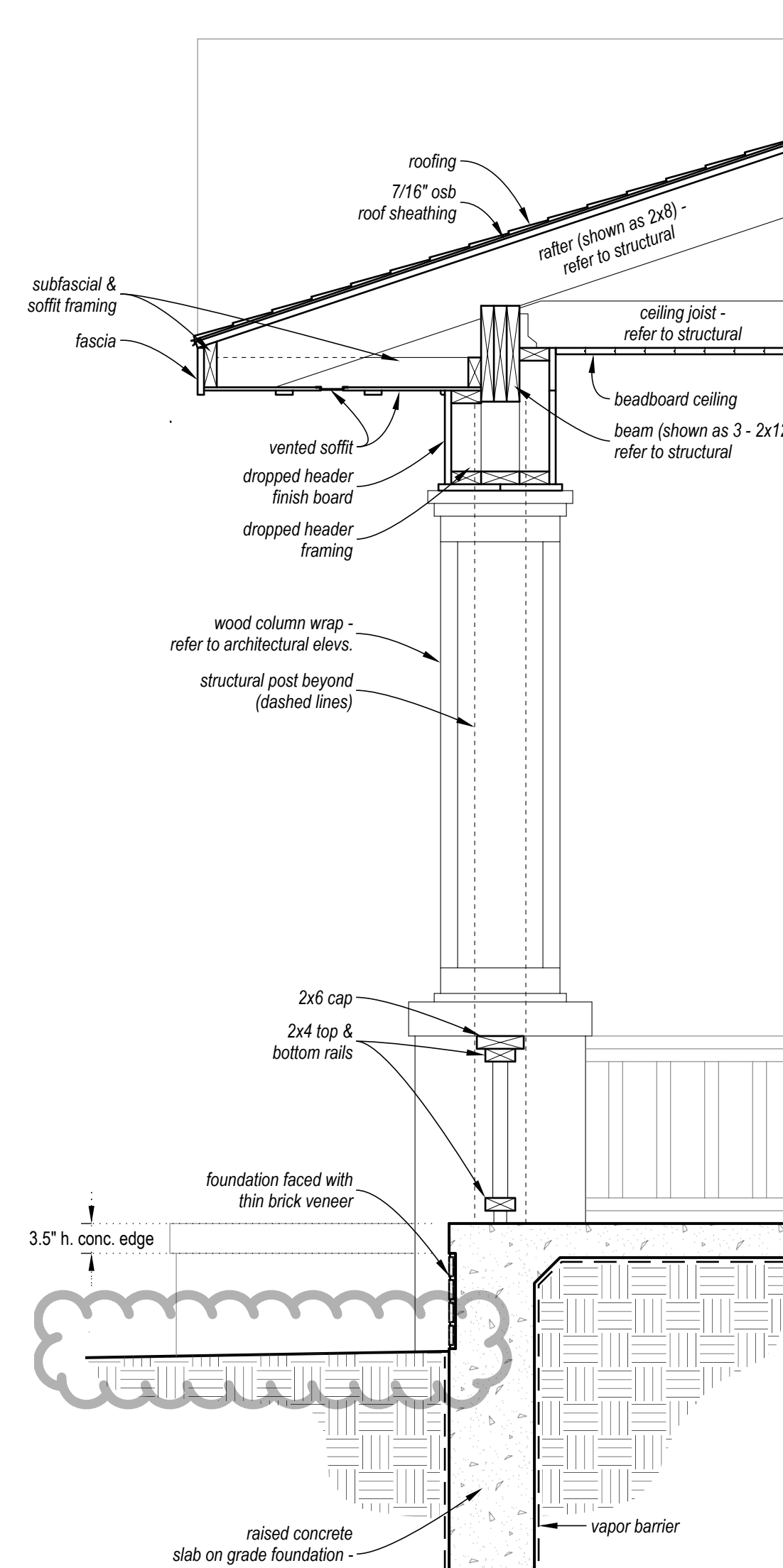
New Construction of a Single-Family Home  
4315 Junius St, Dallas, TX 75246



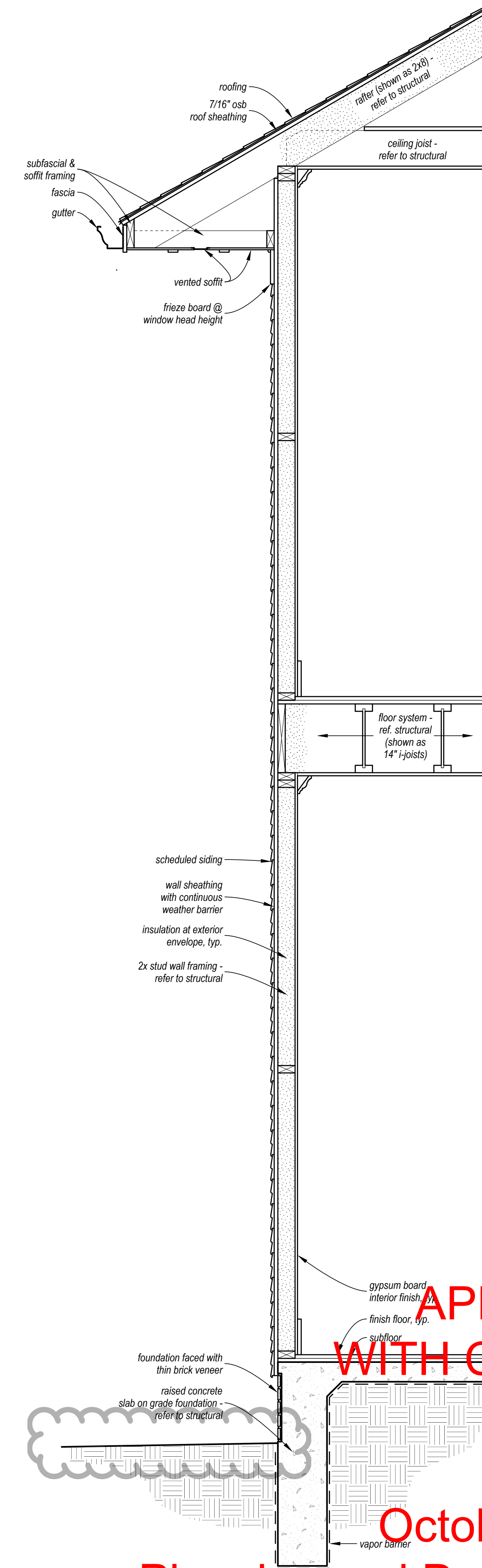
**WALL SECTION  
@ REAR PORCH**  
scale: 3/4\" = 1'-0"



**WALL SECTION  
@ REAR BEDROOM SUITE**  
scale: 3/4\" = 1'-0"



**WALL SECTION  
@ FRONT PORCH**  
scale: 3/4\" = 1'-0"



**TYPICAL WALL SECTION**  
scale: 3/4\" = 1'-0"

**APPROVED  
WITH CONDITIONS  
BY  
CP**

**October 6, 2025**

**Planning and Development Department  
Historic Preservation  
CERTIFICATE OF APPROPRIATENESS**

10/08/25  
LANDMARK COMMENTS  
WALL SECTIONS